



SINGLE-GAME TEAM RECORDS

Points Scored

- 1. 133 vs. St. Vincent.....Jan. 5, 1967
2. 127 vs. Lakeland.....Jan. 11, 1964
2. 127 vs. Geneva.....Jan. 29, 1964
2. 127 vs. Point Park.....Nov. 28, 1990
5. 121 vs. New Hampshire.....Dec. 14, 1974

Points in a Half

- 75 vs. Lakeland (2nd).....Jan. 11, 1964
74 vs. Point Park (1st).....Nov. 28, 1990

Combined Points

- 237, YSU (111) and Western Illinois (116), Jan. 25, 2001

Field Goals Made

- 1. 58 vs. Lakeland.....Jan. 11, 1964
2. 56 vs. St. Vincent.....Jan. 5, 1964
3. 55 vs. New Hampshire.....Dec. 14, 1974
4. 54 vs. Geneva.....Jan. 29, 1964
5. 50 vs. Walsh.....Dec. 5, 1966

Field Goals Attempted

- 1. 104 vs. Wayne State.....Feb. 26, 1969
2. 100 vs. Geneva.....Jan. 29, 1964
3. 99 vs. Lakeland.....Jan. 11, 1964
4. 95 vs. New Hampshire.....Dec. 14, 1974
5. 94 vs. St. Vincent.....Jan. 15, 1967
5. 94 vs. Bluffton.....Nov. 24, 1990

Field Goal Percentage

- 1. .816 (31-38) vs. Northern Iowa.....Jan. 26, 1980
2. .696 (32-46) vs. Tennessee Tech.....Jan. 7, 1982
3. .632 (48-76) vs. Ashland.....Feb. 27, 1979
4. .631 (36-57) vs. IUPUI.....Dec. 11, 1977
5. .629 (39-62) vs. Morehead State.....Feb. 20, 1991
5. .629 (39-62) vs. Green Bay.....Jan. 5, 2006

Free Throws Made

- 1. 40 vs. Buffalo.....Jan. 20, 1993
2. 36 vs. Tennessee State.....Dec. 28, 1991
3. 35 vs. Saint Francis (Pa.).....Feb. 5, 1990
4. 34 at Northeastern Illinois.....Jan. 19, 1991
4. 34 vs. UM-Baltimore County.....Jan. 27, 1990

Fewest Free Throws Made

- 0-1 vs. Illinois-Chicago.....Jan. 3, 2005
0-4 at Drexel.....Feb. 10, 1992

Free Throw Attempts

- 1. 62 vs. Buffalo.....Jan. 20, 1993
2. 53 vs. UM-Baltimore County.....Jan. 27, 1990
3. 47 at Northeastern Illinois.....Jan. 19, 1991
4. 44 vs. Northeastern Illinois.....Jan. 29, 1990
4. 44 vs. Saint Francis (Pa.).....Feb. 5, 1990

Fewest Free-Throw Attempts

- 1 vs. Illinois-Chicago.....Jan. 3, 2005

Highest Free-Throw Percentage (Most Made)

- 1.000 (17-17) vs. Butler.....Dec. 4, 2008
1.000 (13-13) vs. St. Mary's.....Dec. 12, 1998
1.000 (12-12) at Missouri.....Dec. 21, 1981
1.000 (10-10) vs. Green Bay.....Jan. 5, 2006

3-Point Field Goals

- 1. 14 at Buffalo.....Dec. 10, 2011
1. 14 at Penn State.....Nov. 23, 2011
1. 14 vs. Notre Dame College.....Nov. 15, 2011
1. 14 at Butler.....Jan. 9, 2011
1. 14 vs. Pitt-Bradford.....Feb. 24, 1992
1. 14 vs. Southern Utah.....Feb. 6, 1999
1. 14 vs. Slippery Rock.....Dec. 3, 2003
1. 14 vs. UIC.....Feb. 3, 2007

3-Point Field-Goal Attempts

- 1. 35 at Detroit.....Feb. 16, 2011
2. 33 vs. Wilberforce.....Jan. 11, 2011
2. 33 at Akron.....Nov. 20, 2011
2. 33 vs. Samford.....Nov. 12, 2010
5. 31 vs. Troy State.....Jan. 11, 1997

3-Pt. Field Goal Pct.

- 1.000 (5-5) vs. Eastern Illinois.....Jan. 28, 1995

Rebounds

- 1. 64 vs. Tennessee Tech.....Jan. 26, 1987
2. 62 vs. Hiram.....Nov. 15, 2009
2. 62 vs. Lock Haven.....Nov. 16, 2007
2. 62 vs. Point Park.....Nov. 28, 1990
5. 61 vs. Wilberforce.....Jan. 11, 2011

Most Rebounds (Combined)

- 110, YSU vs. Tennessee Tech.....Jan. 26, 1987

Assists

- 1. 33 vs. Point Park.....Nov. 28, 1990
2. 32 vs. Pitt-Bradford.....Feb. 24, 1992
2. 32 vs. Bluffton.....Nov. 24, 1990
4. 30 vs. Chicago State.....Jan. 15, 1996
4. 30 vs. Slippery Rock.....Dec. 3, 2003
4. 30 vs. Kenyon.....Jan. 28, 1991

Blocks

- 1. 14 vs. Delaware State.....Feb. 14, 1983
2. 12 vs. Middle Tennessee State.....Jan. 8, 1983
3. 11 vs. Bellarmine.....Dec. 4, 1982
3. 11 vs. Clarion.....Nov. 26, 1988
5. 10 Five Times

Steals

- 1. 30 vs. Central State.....Dec. 15, 1997
2. 22 vs. Bluffton.....Nov. 24, 1990
3. 21 vs. Slippery Rock.....Dec. 3, 2003
4. 20 vs. Allegheny.....Nov. 22, 2008
4. 18 vs. Thomas More.....Dec. 30, 1994
4. 18 vs. Wright State.....Feb. 6, 1993
4. 18 vs. Saint Francis (Pa.).....Nov. 29, 2003

Fouls

- 1. 33 at Western Illinois.....Jan. 25, 2001
1. 33 at Montana.....Dec. 17, 1999
3. 32 at Green Bay.....Feb. 19, 2003
3. 32 vs. Morehead State.....Jan. 26, 1984
3. 32 vs. Valparaiso.....Feb. 5, 2011

Most Fouls (Combined)

- 64, YSU vs. Western Illinois.....Jan. 25, 2001

Most Disqualifications

- 4 vs. Morehead State.....Jan. 26, 1984
4 at Western Illinois.....Jan. 25, 2001

Scoring Margins

Largest Margin of Victory

- 1. 75 vs. New Hampshire (121-46).....Dec. 14, 1974
2. 74 vs. Lakeland (127-53).....Jan. 11, 1964
3. 67 vs. Ohio Dominican (104-37).....Dec. 1, 1983
4. 62 vs. Point Park (127-65).....Nov. 28, 1990
5. 60 vs. Walsh (111-51).....Dec. 5, 1966


Overtime Scoring

Most Points In An Overtime


- 15 vs. Eastern Kentucky.....Jan. 21, 1983
15 vs. Cleveland State (2nd).....Feb. 15, 1975
15 vs. Northeastern Illinois, (2nd).....Jan. 19, 1991

Fewest Points In Overtime

- 0 vs. Akron (2nd).....Feb. 4, 1984



Reggie Kemp was involved in three of the highest rebounding games in school history.



Craig Haese scored 15 points in a triple-overtime loss at Western Illinois in 2001.



INDIVIDUAL GAME RECORDS

Points

1. 72, John McElroy vs. Wayne State, 2/26/1969
2. 55, Tilman Bevely vs. Tennessee Tech, 11/26/1987
3. 52, John McElroy vs. Illinois Wesleyan, 12/28/1968
4. 50, Tony Knott vs. Fenn, 2/13/1954
5. 46, Jeff Covington vs. Mankato State, 2/11/1978
5. 46, Reggie Kemp vs. Wright State, 2/6/1993
5. 46, John McElroy vs. Hiram, 12/21/1968

Field Goals Made

1. 29, John McElroy vs. Wayne State, 2/26/1969
2. 23, John McElroy vs. Illinois Wesleyan, 12/28/1968
3. 20, John McElroy vs. St. Vincent, 1/5/1967
4. 19, Tilman Bevely vs. Tennessee Tech, 1/26/1987
4. 19, Tony Knott vs. Fenn, 2/13/1954
4. 19, Leo Mogus vs. Mexico City YMCA, 2/2/1942

Field Goal Attempts


1. 59, John McElroy vs. Wayne State, 2/26/1969
2. 36, Anthony Mitchell vs. S.F. State, 12/13/1973
3. 31, Jeff Covington vs. Missouri-Rolla, 12/27/1974
3. 31, Bill Johnson vs. Central State, 2/13/1971
3. 31, Ron Smith vs. UW-Oshkosh, 12/29/1970

Field Goal Pct. (Min. 7 Made)


1. 1.000 (9-9) Tejay Anderson vs. S. Utah, 1/13/2001
1. 1.000 (7-7) Ricky Tunstall vs. Hiram, 12/15/83
3. 90.9 (10-11) Phil Gaston at Westminster, 2/14/73

3-Point Field Goals

1. 11, Mike Alcorn vs. Pitt-Bradford, 2/24/1992
2. 8, Quin Humphrey vs. Detroit, 2/14/2007
2. 8, Quin Humphrey vs. UIC, 2/3/2007
4. 7, Blake Allen vs. Milwaukee, 1/20/12
4. 7, Blake Allen at Penn State, 11/23/11
4. 7, Ashen Ward vs. UIC, 12/30/2011
4. 7, Craig Haese at Robert Morris, 1/2/2001
4. 7, Craig Haese vs. UMKC, 1/4/2001



John McElroy scored a school-record 72 points against Wayne State on Feb. 26, 1969.



Rafael Cruz connected on a school-record 41 consecutive free throws.

4. 7, Craig Haese vs. IUPUI, 1/27/2001
4. 7, Craig Haese at UMKC, 2/17/2001
4. 7, Elmer Brown vs. St. Francis (Pa.), 12/22/1999
4. 7, Elmer Brown vs. Southern Utah, 2/6/1999
4. 7, Dave Henderson vs. Valparaiso, 1/22/1996
4. 7, Dave Henderson vs. Valparaiso, 2/17/1996

3-Point Field Goal Attempts

1. 15, Doug Underwood vs. Wright State, 12/18/2003
2. 13, Mike Alcorn vs. Pitt-Bradford, 2/24/1992
2. 13, Dave Henderson vs. Valparaiso, 1/22/1996
2. 13, Craig Haese at UMKC, 2/17/2001
2. 12, Blake Allen at Penn State, 11/23/11
5. 12, Quin Humphrey vs. Detroit, 2/14/2007
5. 12, Mike Alcorn vs. Western Illinois, 2/21/1992
5. 12, Ray Ellington vs. Akron, 2/20/1992
5. 12, Craig Haese vs. UMKC, 1/4/2001
5. 12, Craig Haese vs. Southern Utah, 1/13/2001
5. 12, Elmer Brown at Oral Roberts, 1/22/2000

3-Point Field Goal Pct.

(Min. 4 Made)

1. 1.000 (4-4) Jimmy Moore vs. Wright St., 1/5/2002
1. 1.000, (4-4) Andrew Hannan vs. Kent, 11/18/1998
1. 1.000, (4-4) Mark Vasser vs. Point Park, 11/28/1990
1. 1.000, (4-4) John Robinson vs. Akron, 1/3/1987
1. 1.000, (4-4) Eric Morgan vs. Northwestern, 12/13/1994
1. 1.000 (4-4) George Cotal vs. Slippery Rock, 11/19/2006
1. 1.000 (5-5) Tom Parks at UIC, 2/7/2009

Free Throw Attempts

1. 19, Jerome Sims vs. NE Illinois, 1/18/1992
2. 19, Jeff Covington vs. North Kentucky, 1/25/1978
2. 19, Reggie Kemp vs. NE Illinois, 1/19/1991
4. 17, Tilman Bevely vs. Tennessee Tech, 1/26/1987
5. 16, Reggie Kemp vs. UMBC, 1/29/1990
5. 16, Art McCullough vs. Austin Peay, 12/10/1981
5. 16, Jeff Covington vs. Walsh, 1/13/1975

Consecutive Free Throws Made

1. 41, Rafael Cruz, March 4, 2001-Feb. 2, 2002
2. 35, Mike Alcorn, Dec. 14, 1991-Jan. 23, 1992
3. 30, Bruce Alexander, Dec. 16, 1978-Jan. 14, 1979
4. 22, Bruce Timko, Nov. 30, 1984-Dec. 22, 1984
5. 20, Billy Johnson, Jan. 16, 1971-Feb. 8, 1971

Free Throws Made

1. 15, Jerome Sims vs. NE Illinois, 1/18/1992
2. 14, John McElroy vs. Wayne State, 2/26/1969
2. 14, Tony Knott vs. Gannon, 1/11/1955
2. 14, Harry Krall vs. St. Francis, 1/15/1951
2. 14, Reggie Kemp vs. Loyola, 1/19/1991

Free Throw Pct. (Min. 10 Made)

1. 1.000 (12-12) Bob Carlson vs. Westminster, 2/28/1976
1. 1.000 (11-11) Adam Baumann at Oakland, 1/6/2003
1. 1.000 (10-10) Craig Haese vs. Oakland, 2/22/2001
1. 1.000 (10-10) Albert Crockett vs. Montana, 12/19/1998
1. 1.000 (10-10) Stephen Flores vs. Western Illinois, 1/25/2001
1. 1.000 (10-10) Rafael Cruz at Evansville, 11/17/2001
1. 1.000 (10-10) Doug Underwood vs. Butler, 1/21/2004
1. 1.000 (10-10) Bruce Alexander vs. Philadelphia Textile, 1/31/1979

Rebounds

1. 33, Herb Lake vs. Westminster, 2/12/1958
2. 32, Jeff Covington vs. Bellarmine, 3/8/1977
2. 32, Charles Day vs. Gannon, 1/26/1961
2. 32, Herb Lake at Alliance, 2/18/1959
5. 31, Herb Lake vs. St. Vincent, 1/28/1959

Assists

1. 26, Bill Eckert vs. Wayne State, 2/26/1969
2. 20, Terry Moore vs. Georgia State, 12/28/1973
3. 17, Bill Eckert vs. Wayne State, 2/15/1969
4. 16, Joe Votino vs. Buffalo, 2/14/1979
5. 15, Terry Moore vs. SIU-Edwardsville, 12/19/1975

Blocked Shots

1. 12, Ricky Tunstall at Delaware State, 2/14/1983
2. 11, Ricky Tunstall vs. MTSU, 1/8/1983
3. 8, Damian Eargle vs. UC-Riverside, 11/18/11
3. 8, Ricky Tunstall vs. UM-Eastern Shore, 12/9/1982
3. 8, Jack Liles vs. Canisius, 11/28/2006

Steals

1. 7, Kendrick Perry at Loyola, 2/5/12
1. 6, Marlon Williamson at UMKC, 12/21/2002
1. 6, Albert Crockett vs. Slippery Rock, 11/20/1998
1. 6, Anthony Hunt vs. Eastern Illinois, 1/20/1996
1. 6, Derrick Simmons vs. Valparaiso, 2/28/1994
1. 6, Kevin Cherry vs. Tennessee Tech, 3/9/1984
1. 6, Rob Carter vs. Westminster, 11/28/1981
1. 6, John Goodson vs. Morehead State, 12/19/1981



OUTSTANDING PERFORMANCES

40-Point Games (17)

- 72 John McElroy vs. Wayne State • 2/26/1969
 55 Tilman Bevely vs. Tennessee Tech • 1/26/1986
 52 John McElroy vs. Illinois Wesleyan • 12/28/1968
 50 Tony Knott vs. Fenn • 2/13/1954
 46 Reggie Kemp vs. Wright State • 2/6/1993
 46 Jeff Covington vs. Mankato State • 2/11/1978
 46 John McElroy vs. Hiram • 12/21/1968
 45 John McElroy vs. St. Vincent • 1/5/1967
 44 Jeff Covington at Alliance • 1/22/1975
 44 Leo Mogus vs. Mexico City YMCA • 2/2/1942
 43 Leo Mogus vs. Grove City • 12/16/1942
 42 Reggie Kemp vs. St. Francis (Pa.) • 1/2/1990
 41 Jeff Covington at Cleveland State • 3/3/1976
 41 Tony Knott vs. John Carroll • 2/21/1955
 41 Tony Knott vs. Baldwin-Wallace • 2/25/1956
 40 Tony Mitchell vs. San Francisco St. • 12/13/1973
 40 Tony Knott vs. Gannon • 1/23/1956

30-Point Games (113)

- 39 Bill Johnson vs. Kenyon • 1/7/1969
 38 Ron Smith at Cleveland State • 12/23/1970
 38 Tony Knott vs. Slippery Rock • 2/12/1955
 37 Quin Humphrey vs. UIC • 2/3/2007
 37 Dominique Crawford vs. Loyola • 2/25/2006
 37 Dave Zeigler vs. Northern Michigan • 1/24/1980
 37 John McElroy vs. UW-Oshkosh • 12/21/1967
 37 David Culliver vs. Randolph-Macon • 3/5/1966
 37 Tony Knott vs. Lawrence Tech • 1/21/1956
 36 Quin Humphrey vs. Detroit • 2/14/2007
 36 Tilman Bevely vs. Austin Peay • 2/21/1987
 36 Dave Zeigler vs. Mount Union • 12/9/1978
 36 Dave Zeigler vs. Ashland • 1/17/1979
 36 Jeff Covington at Akron • 2/4/1978
 36 Jeff Covington vs. Cleveland State • 2/23/1977
 36 Tony Mitchell at Philadelphia Textile • 1/30/1974
 36 John McElroy at Alliance • 2/19/1969
 36 John McElroy at Walsh • 2/22/1967
 36 John McElroy at Alderson-Broadus • 2/6/1967
 36 Dave Culliver vs. Gannon • 2/21/1966
 36 Joe Nigro vs. Buffalo State • 1/26/1966
 36 Jack Christein vs. John Carroll • 1/21/1948
 35 Quin Humphrey vs. Wright State • 2/22/2007
 35 Mike Alcorn vs. Pitt-Bradford • 2/24/1992
 35 Reggie Kemp vs. Chicago State • 2/19/1990
 35 Dave Zeigler vs. Steubenville • 12/1/1979
 35 Bill Johnson at St. Vincent • 2/18/1970
 35 John McElroy vs. Kenyon • 1/4/1969
 35 Herb Lake vs. Baldwin-Wallace • 1/16/1957
 34 Marcus Culbreth at Troy State • 2/25/1996
 34 Jeff Covington at Buffalo • 2/7/1978
 34 Jeff Covington vs. Samford • 12/28/1974
 34 Bill Johnson at Steubenville • 1/31/1970
 34 Chuck Montgomery vs. Westminster • 12/13/1969
 34 Joe Nigro at Michigan Lutheran • 2/12/1966
 34 Tony Knott vs. Loyola (Chicago) • 1/30/1956
 34 Herb Lake vs. Baldwin-Wallace • 1/25/1956
 34 Tony Knott at Alliance • 1/15/1955
 34 Tony Knott at Wayne State • 2/24/1954
 34 Leo Mogus vs. Hiram • 12/10/1941
 33 Quin Humphrey at UIC • 12/31/2005
 33 Tim Jackson vs. St. Francis (Pa.) • 2/5/1990
 33 Bruce Alexander vs. St. Vincent • 12/6/1980
 33 Dave Zeigler vs. UM-Eastern Shore • 12/12/1979
 33 Jeff Covington at Northern Iowa • 1/16/1978
 33 Jeff Covington at Gannon • 2/19/1977
 33 Dave Culliver vs. Philadelphia Textile • 1/30/1965
 33 Howard McElroy vs. Gannon • 1/26/1961
 33 Mickey Yugovich vs. Akron • 2/17/1960

- 33 Jim Cramer at Gannon • 2/2/1959
 33 Herb Lake vs. Westmont (Calif.) • 3/12/1957
 33 Mike Magula vs. Marietta • 1/19/1952
 33 Charles Bush vs. Rio Grande • 1/29/1948
 32 Quin Humphrey at Loyola • 1/2/2006
 32 Ryan Patton vs. Western Illinois • 1/25/2001
 32 Craig Haese vs. Tennessee State • 12/29/1999
 32 Tim Jackson vs. Morehead State • 2/29/1988
 32 Tilman Bevely vs. Detroit • 2/4/1987
 32 Garry Robbins vs. Eastern Kentucky • 1/13/1986
 32 Dave Zeigler at Ashland • 2/26/1980
 32 Dave Zeigler vs. St. Vincent • 12/8/1979
 32 Dave Zeigler vs. Western Illinois • 1/13/1979
 32 Dave Zeigler vs. Bellarmine • 1/3/1979
 32 Dave Zeigler vs. Delaware State • 12/29/1978
 32 Jeff Covington at Bellarmine • 2/14/1978
 32 Jeff Covington vs. Ashland • 1/18/1978
 32 John McElroy at St. Vincent • 2/22/1969
 32 Frank Fitz vs. Alliance • 2/6/1969
 32 Joe Nigro at Baldwin-Wallace • 12/8/1965
 32 Tom Getch vs. Muskingum • 1/4/1961
 32 Howard McElroy vs. M. Harvey • 12/19/1960
 32 Leo Mogus vs. St. Vincent • 1/27/1943
 32 Leo Mogus vs. Dayton • 12/21/1940
 31 Keston Roberts vs. Detroit • 2/27/2007
 31 Quin Humphrey vs. UW-Green Bay • 1/5/2006
 31 Tim Jackson vs. Eastern Kentucky • 2/27/1988
 31 Tilman Bevely vs. Eastern Kentucky • 2/14/1987
 31 Tilman Bevely vs. Wright State • 1/28/1987
 31 Art McCullough vs. Ashland • 2/23/1981
 31 Dave Zeigler at Cleveland State • 2/28/1980
 31 Dave Zeigler vs. Ashland • 1/17/1980
 31 Dave Zeigler vs. Phil. Textile • 1/14/1980
 31 Gerald Parks at Maine • 12/14/1977
 31 Gerald Parks vs. Clarion State • 1/4/1977
 31 Jeff Covington at Walsh • 1/13/1975
 31 Will Teague vs. Hiram • 12/22/1969
 31 John McElroy vs. St. Vincent • 2/15/1968
 31 Tony Pero at Marietta • 1/27/1962
 31 Jim Gordon at St. Francis (Pa.) • 2/21/1959
 31 Herb Lake vs. St. Vincent • 1/28/1959
 31 Jim Cramer vs. Baldwin-Wallace • 1/14/1959
 31 Leo Mogus vs. Hiram • 12/11/1940
 30 Kendrick Perry at Milwaukee • 1/31/12
 30 DeAndre Mays vs. Loyola • 2/6/2010
 30 Keston Roberts vs. Loyola • 12/30/2006
 30 Elmer Brown at Cincinnati • 11/19/1999
 30 Tilman Bevely vs. Middle Tennessee • 2/9/1987
 30 Dave Zeigler vs. Ohio • 12/16/1978
 30 Jeff Covington vs. Saginaw Valley • 12/26/1977
 30 Jeff Covington vs. Akron • 1/14/1978
 30 Gary Anderson at Alliance • 12/15/1976
 30 Bill Johnson vs. Ohio Wesleyan • 12/13/1971
 30 Bill Johnson at St. Vincent • 2/27/1971
 30 Bill Johnson vs. West New England • 2/6/1971
 30 Bill Johnson vs. Geneva • 1/28/1970
 30 Joe Nigro vs. Cleveland State • 2/15/1967
 30 Joe Nigro vs. St. Vincent • 1/5/1967
 30 Mickey Yugovich at Tennessee St. • 1/30/1960
 30 Mickey Yugovich vs. St. Vincent • 12/16/1959
 30 Mickey Yugovich vs. John Carroll • 12/15/1956
 30 Herb Lake at Geneva • 1/26/1957
 30 Mike Magula vs. Fenn • 1/5/1952
 30 Mike Magula vs. John Carroll • 12/14/1951
 30 Leo Mogus vs. Carnegie Tech • 12/13/1940

20-REBOUND GAMES

Division I (5)

- 22 Jerome Sims vs. Radford • 2/8/1992
 21 Adam Baumann vs. Oakland • 12/20/2003
 21 Jerome Sims at NE Illinois • 11/18/1992
 21 Jerome Sims vs. UW-Milwaukee • 2/1/1992
 20 Tim Jackson vs. UW-Milwaukee • 1/14/1991

Since 1958-59 (49)

- 33 Herb Lake vs. Westminster • 2/12/1958
 32 Jeff Covington vs. Bellarmine • 3/8/1977
 32 Charles Day vs. Gannon • 1/26/1961
 32 Herb Lake at Alliance • 2/18/1959
 31 Herb Lake vs. St. Vincent • 1/28/1959
 30 Herb Lake vs. Geneva • 1956-57
 28 Herb Lake vs. Anderson • 2/23/1959
 27 Herb Lake at Geneva • 1/26/1959
 26 Will Teague vs. Toronto • 12/7/1968
 26 Will Teague at Alliance • 2/19/1969
 26 Frank Fitz vs. Alliance • 2/6/1968
 26 Mickey Yugovich vs. Alma • 12/5/1959
 26 Robert Mayberry • 1953-54
 25 Frank Fitz vs. Hiram • 12/19/1967
 25 Richard Denamen at Geneva • 1/29/1969
 25 Joe LaVolpa vs. Alliance • 2/17/1966
 24 Jeff Covington at Alliance • 1/22/1975
 24 Ron Allen vs. Gannon • 12/11/1963
 24 Ron Allen vs. Geneva • 12/16/1963
 24 Ron Allen vs. Geneva • 2/12/1962
 24 Charles Day vs. South Carolina St. • 3/11/1961
 24 Herb Lake vs. Findlay • 3/2/1959
 23 Jeff Skeeles at Steubenville • 1/31/1970
 23 Jeff Covington vs. Baltimore • 12/29/1977
 23 Ron Allen vs. Malone • 12/3/1962
 23 Herb Lake at Alliance • 12/8/1958
 23 Herb Lake vs. Baldwin-Wallace • 3/3/1959
 22 Jeff Skeeles vs. UW-Oshkosh • 12/29/1970
 22 Frank Fitz vs. Alderson Broadus • 1/4/1968
 22 Ron Allen vs. Alderson Broadus • 12/12/1962
 22 Ron Allen vs. Hillsdale • 1/31/1962
 22 Micky Yugovich at Alliance • 12/14/1959
 22 Herb Lake at Gannon • 2/2/1959
 21 Jeff Covington vs. Ashland • 1/19/1977
 21 Gary Anderson vs. Walsh • 12/1/1973
 21 Frank Fitz at Hillsdale • 3/2/1968
 21 Charles Rowan vs. Alliance • 12/1/1966
 21 Ron Allen at Buffalo • 1/25/1964
 21 Ron Allen vs. Baldwin-Wallace • 2/7/1963
 21 Ron Allen at Hillsdale • 2/21/1962
 21 Jim Himmelwright vs. Ashland • 12/1/1960
 21 Herb Lake vs. Central State • 1/12/1959
 21 Herb Lake at Baldwin-Wallace • 2/28/1959
 20 Jeff Covington vs. N. Kentucky • 1/9/1976
 20 Gary Anderson at Alliance • 12/15/1976
 20 Will Teague vs. Illinois Wesleyan • 1/3/1970
 20 Ron Allen vs. Malone • 11/30/1963
 20 Ron Allen at St. Vincent • 2/16/1963
 20 Mickey Yugovich vs. Anderson • 2/23/1959



INDIVIDUAL RECORDS

Season Points

1. John McElroy (1968-69).....	729
2. Tony Knott (1955-56).....	705
3. Dave Zeigler (1979-80).....	665
4. Tilman Bevely (1986-87).....	662
5. Jeff Covington (1977-78).....	660
6. Jeff Covington (1976-77).....	633
7. Dave Zeigler (1978-79).....	623
8. Reggie Kemp (1990-91).....	589
9. Quin Humphrey (2006-07).....	584
10. Bill Johnson (1969-70).....	582

Career Points

1. Jeff Covington (1974-78).....	2,424
2. Tony Knott (1952-56).....	2,218
3. John McElroy (1965-69).....	1,942
4. Mickey Yugovich (1956-60).....	1,917
5. Reggie Kemp (1988-93).....	1,820
6. Herb Lake (1955-59).....	1,783
7. Billy Johnson (1968-72).....	1,726
8. Quin Humphrey (2003-07).....	1,707
9. Joe Nigro (1964-68).....	1,564
10. Tim Jackson (1987-91).....	1,531

Season Points Per Game

1. John McElroy (1968-69).....	28.0
2. Dave Zeigler (1979-80).....	27.7
3. Tony Knott (1955-56).....	27.1
4. Jeff Covington (1977-78).....	26.4
5. Dave Zeigler (1978-79).....	24.9
6. Tilman Bevely (1986-87).....	23.6
7. Jeff Covington (1976-77).....	23.4
8. Bill Johnson (1969-70).....	23.3
9. John McElroy (1966-67).....	21.5
10. Mickey Yugovich (1959-60).....	21.2

Career Points Per Game


1. Dave Zeigler (1978-80).....	26.3
2. Jeff Covington (1974-78).....	22.9
3. Tony Knott (1952-56).....	21.5
4. John McElroy (1965-69).....	19.8
5. Dave Culliver (1962-66).....	18.1
6. Mickey Yugovich (1956-60).....	17.5
7. Reggie Kemp (1988-93).....	16.9
8. Billy Johnson (1968-72).....	16.9
9. Herb Lake (1955-59).....	16.7
10. Joe Nigro (1964-68).....	16.0

Season Field Goal Attempts

1. John McElroy (1968-69).....	732
2. Tony Knott (1955-56).....	571
3. Bill Johnson (1969-70).....	549
4. Mickey Yugovich (1959-60).....	549
5. Tilman Bevely (1986-87).....	546
6. Billy Johnson (1971-72).....	517
7. Anthony Mitchell (1973-74).....	512
8. John McElroy (1967-68).....	508
9. Dave Zeigler (1978-79).....	507
10. Dave Zeigler (1979-80).....	506

Career Field Goal Attempts

1. John McElroy (1965-69).....	1,959
2. Mickey Yugovich (1956-60).....	1,786
3. Billy Johnson (1968-72).....	1,696
4. Herb Lake (1955-59).....	1,668
5. Jeff Covington (1974-78).....	1,665
6. Joe Nigro (1964-68).....	1,480



Dave Zeigler averaged a school-best 26.3 points per game in his two-year career.

7. Reggie Kemp (1988-93).....	1,450
8. Dave Culliver (1962-66).....	1,368
9. Bruce Alexander (1978-82).....	1,279
10. Tilman Bevely (1984-88).....	1,273

Season Field Goal Percentage

1. TeJay Anderson (2000-01).....	60.8 (87-143)
2. Jeff Covington (1976-77).....	60.1 (247-411)
3. Art McCullough (1982-83).....	59.3 (70-118)
4. John Keshock (1984-85).....	57.8 (186-322)
5. Bob Fick (1990-91).....	57.6 (144-250)
6. TeJay Anderson (2001-02).....	57.5 (69-120)
7. Phil Gaston (1974-75).....	57.3 (181-316)
8. Tim Jackson (1990-91).....	56.4 (167-296)
9. Dave Zeigler (1979-80).....	56.1 (283-506)
10. Jack Liles (2006-07).....	55.6 (90-162)

Career Field Goal Percentage

1. Jeff Covington (1974-78).....	55.4 (956-1,725)
2. Dave Zeigler (1978-80).....	53.9 (546-1,013)
3. Tim Jackson (1987-91).....	52.6 (600-1,140)
4. Jack Liles (2005-09).....	51.8 (344-664)
5. Art McCullough (1980-83).....	50.9 (340-668)
6. TeJay Anderson (2000-04).....	50.6 (339-670)
7. John Keshock (1981-85).....	50.5 (289-572)
8. Troy Williams (1981-85).....	49.6 (515-1,039)
9. Ray Robinson (1981-85).....	49.0 (432-880)
10. Adam Baumann (2002-04).....	48.7 (230-472)

Season Field Goals Made

1. John McElroy (1968-69).....	310
2. Dave Zeigler (1979-80).....	284
3. Dave Zeigler (1978-79).....	262
4. Tilman Bevely (1986-87).....	257

5. Jeff Covington (1976-77).....	249
6. Jeff Covington (1976-77).....	247
7. Tony Knott (1955-56).....	243
8. Bill Johnson (1969-70).....	238
9. Reggie Kemp (1990-91).....	234
9. Mickey Yugovich (1959-60).....	234

Career Field Goals Made

1. Jeff Covington (1974-78).....	956
2. John McElroy (1965-69).....	846
3. Mickey Yugovich (1956-60).....	791
4. Tony Knott (1952-56).....	776
5. Herb Lake (1955-59).....	721
6. Billy Johnson (1968-72).....	706
7. Bruce Alexander (1978-83).....	605
8. Tilman Bevely (1984-88).....	574
9. Dave Culliver (1962-66).....	571
10. Troy Williams (1981-85).....	515

Season 3-Pt. Field Goals Made

1. Craig Haese (2000-01).....	92
2. Blake Allen (20011-12).....	91
3. Quin Humphrey (2006-07).....	62
4. Tilman Bevely (1986-87).....	61
4. Hank Raber (1994-95).....	61
6. Mike Alcorn (1991-92).....	59
6. David Henderson (1995-96).....	59
8. Elmer Brown (1998-99).....	58
9. Ryan Patton (2001-02).....	57
10. Kendrick Perry (2011-12).....	54
10. Doug Underwood (2003-04).....	54

Career 3-Point Field Goals Made

1. Craig Haese (1997-2001).....	198
2. Vytas Sulskis (2007-11).....	169
3. Mike Alcorn (1990-94).....	166
4. Quin Humphrey (2003-2007).....	165
5. Ashen Ward (2008-12).....	150
6. Hank Raber (1992-97).....	143
7. Blake Allen (2010-Present).....	138
8. Doug Underwood (2001-04).....	135
9. Ryan Patton (1998-2002).....	126
10. Anthony Hunt (1995-98).....	116

Season 3-Pt. Field Goals Attempts


1. Craig Haese (2000-01).....	218
2. Blake Allen (2011-12).....	212
2. David Henderson (1995-96).....	174
3. Quin Humphrey (2006-07).....	172
4. Hank Raber (1994-95).....	167
5. Ryan Patton (2001-02).....	155
6. Ashen Ward (2010-11).....	153
7. Kendrick Perry (2011-12).....	152
8. Ashen Ward (2011-12).....	150
9. Keston Roberts (2005-06).....	148
10. Mike Alcorn (1991-92).....	144

Career 3-Pt. Field Goals Attempts

1. Craig Haese (1997-2001).....	527
2. Vytas Sulskis (2007-11).....	465
3. Quin Humphrey (2003-2007).....	451
4. Ashen Ward (2008-12).....	444
5. Hank Raber (1992-97).....	432
6. Mike Alcorn (1990-94).....	421
7. Ryan Patton (1998-02).....	383
8. Doug Underwood (2001-04).....	371
9. Blake Allen (2010-Present).....	332



INDIVIDUAL RECORDS



Ricky Tunstall blocked 138 shots in 1982-82 and had 83 blocks in 1983-84.

6. Reggie Kemp (1990-91).....	121
7. Phil Gaston (1974-75).....	119
8. Adam Baumann (2003-04).....	117
9. Joe Nigro (1966-67).....	114
10. DeAndre Mays (2009-10).....	112

Career Free Throws Made

1. Jeff Covington (1974-78).....	502
2. Reggie Kemp (1988-93).....	424
3. Quin Humphrey (2003-07).....	370
4. Herb Lake (1955-59).....	341
5. Mickey Yugovich (1956-60).....	335
6. Tim Jackson (1987-91).....	331
7. Joe Nigro (1964-68).....	320
8. Vytas Sulskis (2007-11).....	318
9. Billy Johnson (1968-72).....	314
10. Phil Gaston (1971-75).....	293

Season Free Throws Attempted

1. Jerome Sims (1991-92).....	232
2. Jeff Covington (1977-78).....	215
3. Reggie Kemp (1989-90).....	204
4. Jeff Covington (1976-77).....	196
5. Reggie Kemp (1990-91).....	183
6. Quin Humphrey (2006-07).....	182
7. Desmond Harrison (2000-01).....	168
8. Herb Lake (1956-57).....	161
9. Adam Baumann (2003-04).....	156
10. DeAndre Mays (2009-10).....	153

Career Free Throws Attempted

1. Jeff Covington (1974-78).....	697
2. Reggie Kemp (1988-93).....	633
3. Herb Lake (1955-59).....	554
4. Mickey Yugovich (1956-60).....	502
5. Quin Humphrey (2003-07).....	492
6. Vytas Sulskis (2007-11).....	452
7. Tim Jackson (1987-91).....	449
8. Joe Nigro (1964-68).....	409
9. Billy Johnson (1968-72).....	408
10. Dave Culliver (1962-66).....	403

Season Free Throw Percentage

1. Craig Haese (2000-01).....	93.9 (62-66)
2. Bruce Alexander (1980-81).....	91.1 (92-101)
3. Bruce Timko (1984-85).....	90.7 (78-86)
4. Bruce Alexander (1978-79).....	86.6 (58-67)
5. Rafael Cruz (2001-02).....	86.4 (51-59)
6. Mike Alcorn (1991-92).....	85.9 (79-92)
7. Craig Haese (1999-2000).....	85.1 (57-67)
8. Verdell Rawls (1992-93).....	84.9 (62-73)
9. Dave Zeigler (1979-80).....	84.2 (101-120)
10. Rafael Cruz (2000-01).....	83.8 (98-117)

Career Free Throw Percentage

1. Craig Haese (1997-2001).....	85.8 (181-211)
2. Bruce Alexander (1978-83).....	85.2 (248-291)
3. Rafael Cruz (2000-02).....	84.7 (149-176)
4. Dave Zeigler (1978-80).....	82.0 (200-244)
5. Keston Roberts (2005-07).....	81.8 (130-159)
6. Mike Alcorn (1990-94).....	81.6 (147-180)
7. Doug Underwood (2001-04).....	79.7 (177-222)
8. Anthony Hunt (1995-98).....	78.6 (253-322)
9. Joe Nigro (1964-68).....	78.2 (320-409)
10. Adam Baumann (2002-04).....	77.0 (218-283)
10. Billy Johnson (1968-72).....	77.0 (314-408)

Season Rebounds

1. Herb Lake (1956-57).....	555
2. Herb Lake (1958-59).....	489
3. Herb Lake (1957-58).....	448
4. Jeff Covington (1976-77).....	366
5. Jeff Covington (1977-78).....	362
6. Herb Lake (1955-56).....	356
7. Ron Allen (1961-62).....	350
8. Charles Day (1960-71).....	349
9. Jerome Sims (1991-92).....	327
10. Frank Fitz (1967-68).....	323

Career Rebounds

1. Herb Lake (1955-59).....	1,848
2. Jeff Covington (1974-78).....	1,381
3. Mickey Yugovich (1956-60).....	1,280
4. Tim Jackson (1987-91).....	810
5. Frank Fitz (1965-68).....	743
6. Dave Culliver (1962-66).....	729
7. Ron Smith (1968-72).....	713
8. Willie Teague (1966-70).....	700
9. Reggie Kemp (1988-93).....	681
10. Quin Humphrey (2003-07).....	674

Season Rebound Avg. (Pre-1961)

1. Herb Lake (1956-57).....	20.5
2. Herb Lake (1958-59).....	17.4
3. Herb Lake (1957-58).....	16.6
4. Herb Lake (1955-56).....	14.2
5. Ron Allen (1961-62).....	14.0
6. Mickey Yugovich (1959-60).....	13.3
7. Charles Day (1960-61).....	12.5
8. Bob Mayberry (1955-56).....	12.0
9. Mickey Yugovich (1958-59).....	11.6
10. Mickey Yugovich (1956-57).....	11.1

Season Rebounds Avg.

1. Jerome Sims (1991-92).....	11.7
2. Tim Jackson (1989-90).....	10.3
3. Jerome Sims (1992-93).....	9.2
4. Tim Jackson (1990-91).....	9.1
4. Shane Johnson (1988-89).....	9.1
6. Quin Humphrey (2005-06).....	8.3
7. Marcus Culbreth (1995-96).....	8.2
8. Reggie Kemp (1989-90).....	8.1
9. Ricky Tunstall (1983-84).....	8.0
10. Derrick Simmons (1994-95).....	7.9

Career Rebounds Per Game

1. Herb Lake (1955-59).....	17.3
2. Jeff Covington (1974-78).....	13.0
3. Mickey Yugovich (1956-60).....	11.6
4. Jerome Sims (1990-92).....	10.6
5. Frank Fitz (1965-68).....	10.4
6. Willie Teague (1966-70).....	9.3
7. Joe LaVolpa (1964-67).....	9.1
8. Dave Culliver (1962-66).....	9.0
9. Ron Smith (1968-72).....	8.3
10. Tim Jackson (1987-91).....	8.0

Season Assists

1. Billy Johnson (1971-72).....	239
2. Terry Moore (1974-75).....	230
3. Terry Moore (1973-74).....	200
4. Terry Moore (1975-76).....	189
5. Terry Moore (1976-77).....	176

9. Dave Henderson (1994-97).....	332
10. Keston Roberts (2005-07).....	287

Season 3-Pt. Field Goal Pct.

1. Andre Smith (1993-94).....	45.9 (40-90)
2. John Robinson (1986-87).....	44.7 (42-94)
3. Andrew Hannan (1998-99).....	44.3 (27-61)
4. Anthony Hunt (1997-98).....	43.9 (50-114)
5. Marc Vassar (1990-91).....	43.1 (22-51)
6. Tilman Bevely (1986-87).....	43.0 (61-142)
7. Blake Allen (2011-12).....	42.9 (91-212)
8. Craig Haese (2000-01).....	42.2 (92-218)
9. Anthony Hunt (1996-97).....	42.1 (49-95)
10. DuShawn Brooks (2011-12).....	42.0 (50-119)

Career 3-Pt. Field Goal Pct.

1. John Robinson (1984-88).....	43.4 (43-99)
2. Tilman Bevely (1984-88).....	42.4 (84-198)
3. Anthony Hunt (1995-98).....	41.7 (116-278)
4. Blake Allen (2010-Present).....	41.6 (138-332)
5. Andre Smith (1993-95).....	40.8 (82-201)
6. Marc Vassar (1988-93).....	39.7 (71-179)
7. Ray Ellington (1991-92).....	38.8 (42-108)
7. Quin Humphrey (2003-07).....	38.8 (165-451)
9. Mike Alcorn (1990-94).....	38.6 (142-368)
10. Elmer Brown (1998-00).....	38.3 (106-227)
10. Todd Lark (1988-90).....	38.3 (57-149)

Season Free Throws Made

1. Jeff Covington (1977-78).....	162
2. Jerome Sims (1991-92).....	145
3. Reggie Kemp (1989-90).....	142
4. Quin Humphrey (2006-07).....	141
5. Jeff Covington (1976-77).....	139



INDIVIDUAL RECORDS



Quin Humphrey set the school record for minutes played with 3,689.

Career Steals

1. Bruce Alexander (1978-83).....	182
2. Reggie Kemp (1988-93).....	175
3. Quin Humphrey (2003-07).....	137
4. Kevin Cherry (1981-85).....	133
5. Bruce Timko (1982-86).....	131
6. Marlon Williamson (1999-2003).....	122
7. Kendrick Perry (2010-Present).....	114
8. Anthony Hunt (1995-98).....	113
9. Vytas Sulskis (2007-11).....	107
10. Marc Vassar (1988-93).....	106

Season Blocked Shots

1. Ricky Tunstall (1982-83).....	138
2. Damian Eargle (2011-12).....	116
3. Damian Eargle (2010-11).....	91
4. Ricky Tunstall (1983-84).....	83
5. David Brown (1999-00).....	44
6. David Brown (1997-98).....	39
7. Jack Liles (2008-09).....	36
7. Jack Liles (2006-07).....	36
9. Shane Johnson (1988-89).....	33
10. TeJay Anderson (2003-04).....	30

Career Blocked Shots

1. Ricky Tunstall (1982-84).....	221
2. Damian Eargle (2010-Present).....	207
3. David Brown (1997-2001).....	134
4. Jack Liles (2005-09).....	118
5. TeJay Anderson (2000-04).....	81
6. John Barber (2003-08).....	71
7. Brian Radakovich (2001-05).....	70
8. Troy Williams (1981-85).....	66
9. Tim Jackson (1987-91).....	52
10. Vytas Sulskis (2007-11).....	51

Season Minutes Played

1. Quin Humphrey (2006-07).....	1,105
2. Kendrick Perry (2011-12).....	1,079
3. Blake Allen (2011-12).....	1,060
4. Byron Davis (2007-08).....	1,063
5. Tilman Bevely (1986-87).....	1,052
6. Keston Roberts (2006-07).....	1,047
7. Ryan Patton (2000-01).....	1,038
8. Quin Humphrey (2005-06).....	1,034
9. Derrick Harris (2005-06).....	1,022
10. Ashen Ward (2011-12).....	1,007

Career Minutes Played

1. Quin Humphrey (2003-07).....	3,689
2. Tim Jackson (1987-91).....	3,484
3. Bruce Timko (1982-86).....	3,403
4. Reggie Kemp (1988-93).....	3,116
5. Vytas Sulskis (2007-11).....	3,080
6. John Barber (2003-2008).....	3,025
7. Desmond Harrison (1997-2001).....	2,949
8. Tilman Bevely (1984-88).....	2,917
9. Ashen Ward (2008-12).....	2,791
10. Craig Haese (1997-2001).....	2,787

Season Personal Fouls

1. Robert Johnson (1985-86).....	109
2. Robert Johnson (1986-87).....	107
3. Ricky Tunstall (1983-84).....	105
3. Will Teague (1969-70).....	105
5. Ricky Tunstall (1982-83).....	101

5. Vytas Sulskis (2010-11).....	100
7. Vytas Sulskis (2007-08).....	99
7. Desmond Harrison (2000-01).....	99
7. Troy Williams (1984-85).....	99
10. Ray Robinson (1984-85).....	98

Career Personal Fouls

1. Tim Jackson (1987-91).....	375
2. Vytas Sulskis (2007-11).....	370
3. Jack Liles (2005-09).....	346
4. Troy Williams (1981-85).....	332
5. Ray Robinson (1981-85).....	312
6. David Brown (1997-2001).....	309
7. Brian Radakovich (2001-05).....	302
8. Craig Haese (1997-2001).....	274
9. Desmond Harrison (1997-2001).....	266
10. Andrew Hannan (1997-2001).....	249

Season Games Started

1. Blake Allen (2011-12).....	31
1. DuShawn Brooks (2011-12).....	31
1. Damian Eargle (2011-12).....	31
1. Kendrick Perry (2011-12).....	31
1. Ashen Ward (2011-12).....	31
1. Quin Humphrey (2006-07).....	31
1. Keston Roberts (2006-07).....	31
7. Seven Players.....	30

Career Games Started

1. Tim Jackson (1987-91).....	112
2. Quin Humphrey (2003-07).....	104
3. Reggie Kemp (1988-93).....	98
4. Troy Williams (1981-85).....	93
5. Jack Liles (2005-09).....	92
6. Bruce Timko (1982-86).....	89
7. Vytas Sulskis (2007-11).....	87
8. Kevin Cherry (1981-1985).....	83
9. Anthony Hunt (1995-98).....	81
10. TeJay Anderson (2000-04).....	75

*since 1980-81

Season Games Played

1. Blake Allen (2011-12).....	31
1. DuShawn Brooks (2011-12).....	31
1. Damian Eargle (2011-12).....	31
1. Kendrick Perry (2011-12).....	31
1. Ashen Ward (2011-12).....	31
1. Shawn Amiker (2011-12).....	31
1. Josh Chojnacki (2011-12).....	31
1. Quin Humphrey (2006-07).....	31
1. George Cotal (2006-07).....	31
1. Keston Roberts (2006-07).....	31
1. John Barber (2006-07).....	31
1. Dwight Holmes (2006-07).....	31
1. Mikko Niemi (2006-07).....	31

Career Games Played

1. Vytas Sulskis (2007-11).....	120
1. John Barber (2003-08).....	120
3. Ashen Ward (2008-12).....	119
4. Jack Liles (2005-09).....	118
5. Bruce Timko (1982-86).....	114
5. Dave Brown (1997-2001).....	114
5. Quin Humphrey (2003-07).....	114
8. Desmond Harrison (1997-2001).....	113
9. Tim Jackson (1987-91).....	112
9. Craig Haese (1997-2001).....	112

6. Bruce Timko (1985-86).....	169
7. Ryan Patton (2000-01).....	163
8. Bruce Timko (1983-84).....	156
9. Billy Johnson (1970-71).....	153
10. Derrick Harris (2005-06).....	147

Career Assists

1. Terry Moore (1973-76).....	619
2. Bruce Timko (1982-86).....	551
3. Ryan Patton (1998-2002).....	456
4. Billy Johnson (1968-72).....	392
5. Anthony Hunt (1995-98).....	325
6. Marc Vassar (1988-93).....	304
7. Albert Crockett (1998-00).....	283
8. Robert Carter (1978-82).....	271
9. Kevin Cherry (1981-85).....	265
10. Bruce Alexander (1978-83).....	251

Season Assists Per Game

1. Billy Johnson (1971-72).....	8.2
1. Terry Moore (1974-75).....	8.2
3. Terry Moore (1973-74).....	7.7
4. Terry Moore (1975-76).....	7.6
5. Billy Johnson (1970-71).....	6.4
6. Terry Moore (1976-77).....	6.1
7. Bruce Timko (1985-86).....	6.0
8. Joe Votino (1977-78).....	5.8
9. Ryan Patton (2000-01).....	5.7
10. Shawn Burns (1979-80).....	5.5

Season Steals

1. Kendrick Perry (2011-12).....	74
2. Marlon Williamson (2002-03).....	64
3. Reggie Kemp (1989-90).....	55
4. Bruce Alexander (1980-81).....	53
5. Bruce Alexander (1979-80).....	52
6. Reggie Kemp (1990-91).....	50
7. Kevin Cherry (1983-84).....	46
7. Bruce Timko (1985-86).....	46
9. John Robinson (1986-87).....	44
9. Anthony Hunt (1997-98).....	44



Points

1946-47 Charles Bush, 297
1947-48 Charles Bush, 267
1948-49 Steve Gergely, 308
1949-50 Steve Gergely, 288
1950-51 Mike Magula, 381
1951-52 Mike Magula, 505
1952-53 Tony Knott, 305
1953-54 Tony Knott, 551
1954-55 Tony Knott, 657
1955-56 Tony Knott, 705
1956-57 Herb Lake, 549
1957-58 Herb Lake, 402
1958-59 Mickey Yugovich, 495
1959-60 Mickey Yugovich, 529
1960-61 Howard McElroy, 436
1961-62 Ron Allen, 347
1962-63 Ron Allen, 412
1963-64 Fred Jones, 443
1964-65 David Culliver, 470
1965-66 David Culliver, 508
1966-67 John McElroy, 537
1967-68 John McElroy, 482
1968-69 John McElroy, 729
1969-70 Bill Johnson, 582
1970-71 Bill Johnson, 474
1971-72 Bill Johnson, 522
1972-73 Billy Wells, 270
1973-74 Anthony Mitchell, 453
1974-75 Jeff Covington, 543
1975-76 Jeff Covington, 542
1976-77 Jeff Covington, 633
1977-78 Jeff Covington, 660
1978-79 Dave Zeigler, 623
1979-80 Dave Zeigler, 665
1980-81 Bruce Alexander, 450
1981-82 Art McCullough, 450
1982-83 Ricky Tunstall, 299
1983-84 Ray Robinson, 359
1984-85 John Keshock, 455
1985-86 Garry Robinson, 413
1986-87 Tilman Bevely, 662
1987-88 Tilman Bevely, 414
1988-89 Shane Johnson, 381
1989-90 Reggie Kemp, 564

1990-91 Reggie Kemp, 589
1991-92 Mike Alcorn, 238
1992-93 Reggie Kemp, 413
1993-94 Andre Smith, 371
1994-95 Andre Smith, 441
1995-96 Marcus Culbreth, 348
1996-97 Anthony Hunt, 332
1997-98 Anthony Hunt, 418
1998-99 DeVon Lewis, 274
1999-00 Desmond Harrison, 337
2000-01 Craig Haese, 410
2001-02 Ryan Patton, 409
2002-03 Doug Underwood, 426
2003-04 Doug Underwood, 342
2004-05 Quin Humphrey, 402
2005-06 Quin Humphrey, 538
2006-07 Quin Humphrey, 584
2007-08 Byron Davis, 465
2008-09 Kelvin Bright, 343
2009-10 DeAndre Mays, 427
2010-11 Vytas Sulkis, 392
2011-12 Kendrick Perry, 521

Rebounds

1955-56 Herb Lake, 356
1956-57 Herb Lake, 555
1957-58 Herb Lake, 402
1958-59 Mickey Yugovich, 495
1959-60 Mickey Yugovich, 529
1960-61 Charles Day, 349
1961-62 Ron Allen, 350
1962-63 Ron Allen, 380
1963-64 David Culliver, 241
1964-65 David Culliver, 270
1965-66 Joe LaVolpa, 247
1966-67 Charles Rowan, 269
1967-68 Frank Fitz, 323
1968-69 Will Teague, 294
1969-70 Will Teague, 281
1970-71 Ron Smith, 238
1971-72 Billy Wells, 250
1972-73 Billy Wells, 247
1973-74 Gary Anderson, 233
1974-75 Jeff Covington, 311
1975-76 Jeff Covington, 342
1976-77 Jeff Covington, 366
1977-78 Jeff Covington, 362
1978-79 Mitchell Atwood, 177
1979-80 Mitchell Atwood, 196
1980-81 Chris Tucker, 173
1981-82 Troy Williams, 132
1982-83 Ricky Tunstall, 181
1983-84 Ricky Tunstall, 231
1984-85 John Keshock, 209
1985-86 Robert Johnson, 165
1986-87 Tilman Bevely, 194
1987-88 Tim Jackson, 165
1988-89 Shane Johnson, 254
1989-90 Tim Jackson, 289
1990-91 Tim Jackson, 256
1991-92 Jerome Sims, 327
1992-93 Jerome Sims, 194
1993-94 Derick Simmons, 153
1994-95 Derick Simmons, 220
1995-96 Marcus Culbreth, 213
1996-97 Marcus Culbreth, 163
1997-98 David Brown, 214
1998-99 David Brown, 194
1999-00 Desmond Harrison, 173
2000-01 Desmond Harrison, 204
2001-02 Jimmy Moore, 127
2002-03 Adam Baumann, 224
2003-04 Adam Baumann, 195
2004-05 Quin Humphrey, 150
2005-06 Quin Humphrey, 233
2006-07 Quin Humphrey, 221
2007-08 John Barber, 210
2008-09 Sirlester Martin, 220

2009-10 Sirlester Martin, 153
2010-11 Damian Eargle, 181
2011-12 Damian Eargle, 231

Field Goals Made

1946-47 Charles Bush, 117
1947-48 Charles Bush, 100
1948-49 Steve Gergely, 116
1949-50 Steve Gergely, 106
1950-51 Mike Magula, 145
1951-52 Mike Magula, 186
1952-53 Tony Knott, 110
1953-54 Tony Knott, 198
1954-55 Tony Knott, 229
1955-56 Tony Knott, 243
1956-57 Herb Lake, 225
1957-58 Herb Lake, 151
1958-59 Mickey Yugovich, 210
1959-60 Mickey Yugovich, 234
1960-61 Howard McElroy, 170
1961-62 Ron Allen, 150
1962-63 Ron Allen, 168
1963-64 Fred Jones, 189
1964-65 David Culliver, 188
1965-66 David Culliver, 207
1966-67 John McElroy, 233
1967-68 John McElroy, 214
1968-69 John McElroy, 310
1969-70 Billy Johnson, 238
1970-71 Billy Johnson, 200
1971-72 Billy Johnson, 212
1972-73 Billy Wells, 107
1973-74 Anthony Mitchell, 201
1974-75 Jeff Covington, 220
1975-76 Jeff Covington, 222
1976-77 Jeff Covington, 247
1977-78 Jeff Covington, 249
1978-79 Dave Zeigler, 262
1979-80 Dave Zeigler, 284
1980-81 Bruce Alexander, 179
1981-82 Art McCullough, 170
1982-83 Ricky Tunstall, 128
1983-84 Ray Robinson, 151
1984-85 John Keshock, 186
1985-86 Garry Robinson, 166
1986-87 Tilman Bevely, 257
1987-88 Tilman Bevely, 161
1988-89 Shane Johnson, 162
1989-90 Reggie Kemp, 211
1990-91 Reggie Kemp, 234
1991-92 Mike Alcorn, 127
1992-93 Reggie Kemp, 151
1993-94 Andre Smith, 140
1994-95 Andre Smith, 160
1995-96 Marcus Culbreth, 140
1996-97 Anthony Hunt, 105
1997-98 Willie Spellman, 137
1998-99 DeVon Lewis, 110
1999-00 Desmond Harrison, 143
2000-01 Craig Haese, 127
2001-02 Ryan Patton, 131
2002-03 Doug Underwood, 156
2003-04 Adam Baumann, 112
2004-05 Quin Humphrey, 147
2005-06 Quin Humphrey, 189
2006-07 Quin Humphrey, 189
2007-08 Byron Davis, 175
2008-09 Sirlester Martin, 120
2009-10 DeAndre Mays, 136
2010-11 Damian Eargle, 144
2011-12 Kendrick Perry, 177


Field Goal Attempts

1955-56 Tony Knott, 571
1956-57 Herb Lake, 505
1957-58 Mickey Yugovich, 393
1958-59 Jim Gordon, 473

1959-60 Mickey Yugovich, 549
1960-61 Howard McElroy, 380
1961-62 Ron Allen, 363
1962-63 Ron Allen, 393
1963-64 Fred Jones, 346
1964-65 David Culliver, 470
1965-66 David Culliver, 504
1966-67 John McElroy, 483
1967-68 John McElroy, 508
1968-69 John McElroy, 732
1969-70 Bill Johnson, 549
1970-71 Bill Johnson, 494
1971-72 Bill Johnson, 517
1972-73 Billy Wells, 257
1973-74 Anthony Mitchell, 512
1974-75 Jeff Covington, 419
1975-76 Jeff Covington, 407
1976-77 Jeff Covington, 411
1977-78 Jeff Covington, 452
1978-79 Dave Zeigler, 507
1979-80 Dave Zeigler, 506
1980-81 Bruce Alexander, 409
1981-82 Art McCullough, 361
1982-83 Ricky Tunstall, 289
1983-84 Ricky Tunstall, 286
1984-85 John Keshock, 322
1985-86 Garry Robinson, 398
1986-87 Tilman Bevely, 546
1987-88 Tilman Bevely, 387
1988-89 Kevin Haddock, 349
1989-90 Reggie Kemp, 402
1990-91 Reggie Kemp, 478
1991-92 Mike Alcorn, 277
1992-93 Reggie Kemp, 341
1993-94 Andre Smith, 305
1994-95 Andre Smith, 375
1995-96 Marcus Culbreth, 283
1996-97 Willie Spellman, 251
1997-98 Willie Spellman, 318
1998-99 DeVon Lewis, 273
1999-00 Desmond Harrison, 302
2000-01 Craig Haese, 293
2001-02 Ryan Patton, 333
2002-03 Doug Underwood, 269
2003-04 Doug Underwood, 271
2004-05 Quin Humphrey, 311
2005-06 Quin Humphrey, 381
2006-07 Quin Humphrey, 436
2007-08 Byron Davis, 388
2008-09 DeAndre Mays, 302
2009-10 DeAndre Mays, 384
2010-11 Damian Eargle, 279
2011-12 Kendrick Perry, 367

3-Point FG Made

1982-83 Bruce Alexander, 22
1986-87 Tilman Bevely, 61
1987-88 Tilman Bevely, 23
1988-89 Todd Lark, 26
1989-90 Todd Lark, 31
1990-91 Mike Alcorn, 31
1991-92 Mike Alcorn, 59
1992-93 Mike Alcorn, 31
1993-94 Mike Alcorn, 45
1994-95 Hank Raber, 61
1995-96 David Henderson, 59
1996-97 David Henderson, 44
1997-98 Willie Spellman, 51
1998-99 Elmer Brown, 58
1999-00 Elmer Brown, 48
2000-01 Craig Haese, 92
2001-02 Ryan Patton, 57
2002-03 Doug Underwood, 52
2003-04 Doug Underwood, 54
2004-05 Quin Humphrey, 39
2005-06 Quin Humphrey, 50
2006-07 Quin Humphrey, 65
2007-08 Vytas Sulkis, 46



Mike Magula led Youngstown in scoring twice in the 1950's.



ANNUAL STAT LEADERS

2008-09 Vytas Sulskis, 39
2009-10 DeAndre Mays, 43
2010-11 Ashen Ward, 50
2011-12 Blake Allen, 91

3-PT FG Attempts

1982-83 Jay McHugh, 54
1986-87 Tilman Bevely, 142
1987-88 Tilman Bevely, 56
1988-89 Todd Lark, 65
1989-90 Todd Lark, 84
1990-91 Mike Alcorn, 80
1991-92 Mike Alcorn, 144
1992-93 Mike Alcorn, 86
1993-94 Mike Alcorn, 111
1994-95 Hank Raber, 167
1995-96 David Henderson, 174
1996-97 David Henderson, 125
1997-98 Willie Spellman, 138
1998-99 Elmer Brown, 147
1999-00 Craig Haese, 139
2000-01 Craig Haese, 218
2001-02 Ryan Patton, 155
2002-03 Doug Underwood, 142
2003-04 Doug Underwood, 142
2004-05 Quin Humphrey, 113
2005-06 Keston Roberts, 148
2006-07 Quin Humphrey, 172
2007-08 Byron Davis, 136
2008-09 Vytas Sulskis, 121
2009-10 DeAndre Mays, 125
2010-11 Ashen Ward, 153
2011-12 Blake Allen, 212

Free Throws Made

1946-47 Charles Bush, 63
1947-48 Jack Christein, 70
1948-49 Steve Gergely, 76
1949-50 Steve Gergely, 76
1950-51 Mike Magula, 91
1951-52 Mike Magula, 114
1952-53 Tony Knott, 100
1953-54 Tony Knott, 155
1954-55 Tony Knott, 199
1955-56 Tony Knott, 199
1956-57 Mickey Yugovich, 107
1957-58 Herb Lake, 100
1958-59 Jim Cramer, 109
1959-60 Howard McElroy, 80
1960-61 Howard McElroy, 96
1961-62 Tony Pero, 56
1962-63 Ron Allen, 76
1963-64 David Culliver, 88
1964-65 David Culliver, 94
1965-66 David Culliver, 94
1966-67 Joe Nigro, 114
1967-68 Joe Nigro, 100
1968-69 John McElroy, 109
1969-70 Billy Johnson, 106
1970-71 Billy Johnson, 74
1971-72 Billy Johnson, 98
1972-73 Billy Wells, 56
1973-74 Phil Gaston, 92
1974-75 Phil Gaston, 119
1975-76 Jeff Covington, 98
1976-77 Jeff Covington, 139
1977-78 Jeff Covington, 162
1978-79 Dave Zeigler, 99
1979-80 Dave Zeigler, 101
1980-81 Bruce Alexander, 92
1981-82 Art McCullough, 110
1982-83 Troy Williams, 53
1983-84 Bruce Timko, 101
1984-85 John Keshock, 83
1985-86 Garry Robinson, 81
1986-87 Tilman Bevely, 87
1987-88 Tim Jackson, 86

1988-89 Shane Johnson, 57
1989-90 Reggie Kemp, 142
1990-91 Reggie Kemp, 121
1991-92 Jerome Sims, 145
1992-93 Reggie Kemp, 106
1993-94 Antoine Woods, 62
1994-95 Andre Smith, 79
1995-96 Marcus Culbreth, 67
1997-98 Anthony Hunt, 110
1998-99 Desmond Harrison, 58
1999-00 Ryan Patton, 68
2000-01 Rafael Cruz, 98
2001-02 Ryan Patton, 90
2002-03 Adam Baumann, 101
2003-04 Adam Baumann, 117
2004-05 Brian Radakovich, 84
2005-06 Quin Humphrey, 110
2006-07 Quin Humphrey, 141
2007-08 Byron Davis, 77
2008-09 Kevin Bright, 86
2009-10 DeAndre Mays, 112
2010-11 Vytas Sulskis, 105
2011-12 Kendrick Perry, 113

Free Throw Attempts

1955-56 Tony Knott, 259
1956-57 Herb Lake, 161
1957-58 Herb Lake, 146
1958-59 Jim Carter, 152
1959-60 Mickey Yugovich, 107
1960-61 Charles Day, 130
1961-62 Tony Pero, 91
1962-63 Ron Allen, 107
1963-64 David Culliver, 114
1964-65 David Culliver, 138
1965-66 David Culliver, 128
1966-67 Joe Nigro, 145
1967-68 Joe Nigro, 122
1968-69 John McElroy, 148
1969-70 Bill Johnson, 145
1970-71 Bill Johnson, 90
1971-72 Bill Johnson, 129
1972-73 Billy Wells, 96
1973-74 Phil Gaston, 118
1974-75 Phil Gaston, 154
1975-76 Jeff Covington, 215
1976-77 Jeff Covington, 196
1977-78 Jeff Covington, 214
1978-79 Dave Zeigler, 125
1979-80 Dave Zeigler, 120
1980-81 Richard Russell, 103
1981-82 Art McCullough, 137
1982-83 Troy Williams, 74
1983-84 Bruce Timko, 117
1984-85 John Keshock, 112
1985-86 James Wilson, 131
1986-87 James Wilson, 116
1987-88 Tim Jackson, 109
1988-89 Shane Johnson, 92
1989-90 Reggie Kemp, 204
1990-91 Reggie Kemp, 183
1991-92 Jerome Sims, 232
1992-93 Reggie Kemp, 155
1993-94 Antoine Woods, 99
1994-95 Derrick Simmons, 112
1995-96 Marcus Culbreth, 116
1996-97 Willie Spellman, 246
1997-98 Anthony Hunt, 139
1998-99 Desmond Harrison, 81
1999-00 Ryan Patton, 93
2000-01 Desmond Harrison, 168
2001-02 Ryan Patton, 111
2002-03 Adam Baumann, 127
2003-04 Adam Baumann, 156
2004-05 Brian Radakovich, 145
2005-06 Quin Humphrey, 149
2006-07 Quin Humphrey, 182
2007-08 Jack Liles, 105

2008-09 Kelvin Bright, 136
2009-10 DeAndre Mays, 153
2010-11 Vytas Sulskis, 149
2011-12 Kendrick Perry, 160

Steals

1976-77 Gerald Parks, 40
1977-78 Gerald Parks, 38
1978-79 Bruce Alexander, 41
1979-80 Bruce Alexander, 52
1980-81 Bruce Alexander, 53
1981-82 Rob Carter, 33
1982-83 Kevin Cherry, 39
1983-84 Kevin Cherry, 46
1984-85 Kevin Cherry, 41
1985-86 Bruce Timko, 46
1986-87 John Robinson, 44
1987-88 Tilman Bevely, 20
1988-89 Todd Lark/Marc Vasser, 33
1989-90 Reggie Kemp, 55
1990-91 Reggie Kemp, 50
1991-92 Lacy Jones, 36
1992-93 Reggie Kemp, 39
1993-94 Antoine Woods, 41
1994-95 Andre Smith, 36
1995-96 Matt McMurray, 39
1996-97 Anthony Hunt, 42
1997-98 Anthony Hunt, 44
1998-99 DeVon Lewis, 37
1999-00 Albert Crockett, 33
2000-01 Craig Haese, 24
2001-02 Ryan Patton, 39
2002-03 Marlon Williamson, 64
2003-04 TeJay Anderson, 43
2004-05 Quin Humphrey, 39
2005-06 Derrick Harris, 38
2006-07 Quin Humphrey, 42
2007-08 Vance Cooksey, 42
2008-09 Vytas Sulskis, 27
2009-10 Vance Cooksey, 32
2010-11 Kendrick Perry, 40
2011-12 Kendrick Perry, 74

Blocked Shots

1981-82 Troy Williams, 20
1982-83 Ricky Tunstall, 138
1983-84 Ricky Tunstall, 83
1984-85 Troy Williams, 22
1985-86 Robert Johnson, 14
1986-87 Robert Johnson, 18
1987-88 Tim Jackson, 14
1988-89 Shane Johnson, 33
1989-90 Tim Jackson, 15
1990-91 Terrell Stuart, 24
1991-92 Edgar Ward, 19
1992-93 Donnie Taylor, 22
1993-94 Derick Simmons, 20
1994-95 Matt McMurray, 15
1995-96 Marcus Culbreth, 17
1996-97 Marcus Culbreth, 10
1997-98 David Brown, 39
1998-99 David Brown, 22
1999-00 David Brown, 44
2000-01 David Brown, 29
2001-02 Brian Radakovich, 27
2002-03 TeJay Anderson, 27
2003-04 TeJay Anderson, 30
2004-05 Radakovich/Barber, 22
2005-06 Jack Liles, 19
2006-07 Jack Liles, 36
2007-08 Jack Liles, 25
2008-09 Jack Liles, 36
2009-10 Vytas Sulskis, 20
2010-11 Damian Eargle, 91
2011-12 Damian Eargle, 116

Assists

1970-71 Billy Johnson, 153
1971-72 Billy Johnson, 239
1972-73 Dave Burkholder, 97
1973-74 Terry Moore, 200
1974-75 Terry Moore, 230
1975-76 Terry Moore, 189
1976-77 Terry Moore, 176
1977-78 Joe Votino, 111
1978-79 Joe Votino, 110
1979-80 Shawn Butts, 144
1980-81 Robert Carter, 88
1981-82 Robert Carter, 84
1982-83 Bruce Timko, 90
1983-84 Bruce Timko, 156
1984-85 Bruce Timko, 136
1985-86 Bruce Timko, 169
1986-87 James Gilmore, 98
1987-88 Tim McNair, 79
1988-89 Marc Vassar, 109
1989-90 Alfonso Lurry, 90
1990-91 Lacy Jones, 132
1991-92 Lacy Jones, 82
1992-93 Marc Vassar, 77
1993-94 Andre Smith, 58
1994-95 Eric Morgan, 70
1995-96 Anthony Hunt, 81
1996-97 Anthony Hunt, 105
1997-98 Anthony Hunt, 139
1998-99 Albert Crockett, 117
1999-00 Albert Crockett, 121
2000-01 Ryan Patton, 163
2001-02 Ryan Patton, 141
2002-03 Marlon Williamson, 144
2003-04 TeJay Anderson, 63
2004-05 Jon Mends, 97
2005-06 Derrick Harris, 147
2006-07 Byron Davis, 116
2007-08 Vance Cooksey, 88
2008-09 DeAndre Mays, 105
2009-10 DeAndre Mays, 102
2010-11 Kendrick Perry, 122
2011-12 Kendrick Perry, 121

Minutes Played

1981-82 Art McCullough, 37.3 (969)
1982-83 Ricky Tunstall, 25.5 (689)
1983-84 Bruce Timko, 34.3 (994)
1984-85 Bruce Timko, 31.0 (931)
1985-86 Bruce Timko, 34.1 (952)
1986-87 Tilman Bevely, 37.6 (1,052)
1987-88 Tilman Bevely, 32.1 (899)
1988-89 Tim Jackson, 29.5 (825)
1989-90 Tim Jackson, 35.1 (982)
1990-91 Reggie Kemp, 30.4 (852)
1991-92 Jerome Sims, 33.1 (928)
1992-93 Jerome Sims, 32.3 (678)
1993-94 Antoine Woods, 29.9 (778)
1994-95 Derick Simmons, 31.6 (886)
1995-96 Marcus Culbreth, 29.4 (763)
1996-97 Anthony Hunt, 33.1 (894)
1997-98 Anthony Hunt, 34.0 (986)
1998-99 DeVon Lewis, 29.0 (813)
1999-00 Craig Haese, 31.6 (854)
2000-01 Ryan Patton, 35.8 (1,038)
2001-02 Ryan Patton, 34.6 (970)
2002-03 Doug Underwood, 31.5 (914)
2003-04 TeJay Anderson, 26.1 (730)
2004-05 Quin Humphrey, 35.6 (997)
2005-06 Quin Humphrey, 36.9 (1,034)
2006-07 Quin Humphrey, 35.6 (1,052)
2007-08 Byron Davis, 35.4 (1,063)
2008-09 DeAndre Mays, 31.7 (950)
2009-10 DeAndre Mays, 31.6 (948)
2010-11 Kendrick Perry, 29.2 (876)
2011-12 Kendrick Perry, 34.8 (10,799)



OVERTIME/POSTSEASON INFORMATION

Overtime (22-43)

Date	Opponent	Result	Date	Opponent	Result	Date	Opponent	Result
Jan. 5, 2012	Loyola	W, 68-64	Dec. 15, 1984	South Alabama	W, 81-55	Feb. 1, 1954	Alliance	W, 90-79
Nov. 18, 2011	UC-Riverside	W, 53-49	March, 9, 1984	vs. Tennessee Tech	W, 63-55	Feb. 13, 1952	Slippery Rock	W, 65-63
Feb. 26, 2011	Milwaukee	L, 87-94	Feb. 11, 1984	at Eastern Kentucky	L, 46-47	Jan. 24, 1952	Kent	L, 70-71
Feb. 5, 2011	Valparaiso	L, 78-86	Feb. 5, 1983	Middle Tennessee State	W, 73-72	Feb. 6, 1948	at Alliance	W, 58-50
Nov. 20, 2010	at Akron	L, 84-91	Jan. 29, 1983	Akron	L, 66-68	March 4, 1947	vs. Northern Arizona	L, 45-49
Feb. 4, 2010	at Loyola	L, 85-92	Jan. 21, 1983	at Eastern Kentucky	L, 78-83	Feb. 8, 1936	at Fenn	L, 23-28
Jan. 31, 2009	Detroit	L, 64-68	Jan. 15, 1983	Austin Peay	W, 75-70	Double Overtime (5-4)		
Feb. 25, 2006	Loyola	L, 84-87	Feb. 27, 1982	Murray State	L, 66-69	Jan. 20, 2001	Chicago State	W, 71-68
Dec. 31, 2005	at UIC	L, 84-85	Jan. 3, 1981	Bellarmine	L, 77-78	Dec. 22, 2000	vs. Northern Iowa	W, 79-76
Feb. 7, 2004	UW-Green Bay	L, 70-73	Nov. 28, 1981	Westminster	L, 66-68	Jan. 19, 1991	Northeastern Illinois	W, 105-101
Jan. 21, 2004	Butler	L, 66-67	Feb. 2, 1980	Western Illinois	L, 73-77	Jan. 13, 1986	Eastern Kentucky	W, 75-69
Dec. 30, 2000	at UW-Green Bay	L, 58-66	Feb. 10, 1978	at Philadelphia Textile	L, 65-73	Feb. 15, 1975	Cleveland State	L, 89-93
Jan. 20, 2000	at UMKC	W, 66-61	March 7, 1977	Randolph Macon	L, 68-71	Feb. 24, 1954	at Wayne State	L, 74-77
Dec. 14, 1999	Niagara	L, 77-82	Feb. 14, 1977	at Westminster	W, 54-53	Feb. 18, 1953	Westminster	L, 86-93
Jan. 9, 1999	at Valparaiso	L, 76-83	Jan. 9, 1976	Northern Kentucky	L, 81-82	Jan. 30, 1952	Baldwin-Wallace	W, 84-82
Dec. 19, 1998	Montana	L, 74-81	Feb. 8, 1975	at Buffalo	W, 100-98	Jan. 1, 1948	Kent	L, 68-70
Jan. 10, 1998	at Southern Utah	L, 80-86	Feb. 3, 1975	at Hillsdale	W, 88-84	Triple Overtime (1-1)		
Jan. 13, 1997	UMKC	L, 71-73	Jan. 4, 1975	at Nebraska-Omaha	L, 97-100	Jan. 25, 2001	at Western Illinois	L, 116-121
Jan. 20, 1996	at Eastern Illinois	L, 68-74	Feb. 13, 1974	at Cleveland State	L, 93-99	Feb. 4, 1984	at Akron	W, 74-72
Jan. 24, 1994	at Valparaiso	L, 84-93	Jan. 12, 1974	UW-Milwaukee	L, 70-72	Four Overtimes (0-1)		
Jan. 10, 1994	at Wright State	L, 73-79	Feb. 12, 1972	at Hillsdale	L, 62-64	Dec. 14, 2004	Siena	L, 78-79
Jan. 30, 1993	at Valparaiso	L, 76-85	Jan. 20, 1968	at Central State	L, 60-62	Six Overtimes (0-1)		
Dec. 3, 1992	Air Force	W, 82-78	Feb. 13, 1968	at Baldwin-Wallace	L, 77-79	Feb. 28, 1966	at Gannon	L, 69-71
March 2, 1991	at Liberty	W, 80-77	Feb. 4, 1967	Gannon	L, 39-41			
Feb. 9, 1991	at Chicago State	L, 94-95	Jan. 5, 1966	at Alliance	W, 65-59			
Jan. 23, 1991	Akron	L, 66-71	Jan. 6, 1965	at Muskingum	W, 36-35			
Feb. 24, 1990	at Liberty	L, 72-76	Jan. 25, 1964	at Buffalo	W, 66-64			
Feb. 16, 1987	Morehead State	W, 69-68	Feb. 26, 1962	at Baldwin-Wallace	L, 64-66			
Feb. 11, 1985	Eastern Kentucky	W, 61-60	Jan. 10, 1962	Central State	W, 72-67			
Jan. 14, 1985	at Murray State	L, 62-66	Feb. 13, 1961	at Gannon	W, 84-76			
			Dec. 1, 1958	Kent	L, 51-53			

NAIA Tournament Results

1946-47 • National Tournament

1st Round: Northern Arizona 49, Youngstown 45

1956-57 • District Tournament

1st Round: Youngstown 91, Defiance 69

Finals: Youngstown 59, Steubenville 58

1956-57 • National Tournament

1st Round: Youngstown 81, Westmont (Calif.) 75

2nd Round: Youngstown 80, Emporia State 74

Quarterfinals: SE Oklahoma 69, Youngstown 65

1957-58 • District Tournament

1st Round: Youngstown 99, Findlay 72

Championship: Youngstown 80, Wilmington 59

1957-58 • National Tournament

1st Round: Youngstown 88, Quincy (Ill.) 68

2nd Round: Youngstown 74, Platteville 63

Quarterfinals: Western Illinois 70, Youngstown 67

1958-59 • District Tournament

1st Round: Youngstown 97, Baldwin-Wallace 77

Championship: Youngstown 103, Findlay 65

1958-59 • National Tournament

1st Round: Youngstown 85, Northern State 76

2nd Round: Tennessee A&I 89, Youngstown 80

Division II Tournament Results

1960-61 • Regional Tournament

at Crawfordsville, Ind.

1st Round: Wittenberg 43, Youngstown 28

Consolation: Youngstown 96, South Carolina St. 82

1961-62 • Regional Tournament

at Akron, Ohio

1st Round: Florida A&M 74, Youngstown 60

Consolation: Youngstown 58, Gannon 52

1962-63 • Regional Tournament

at Akron, Ohio

1st Round: Wittenberg 38, Youngstown 31

Consolation: Youngstown 65, Buffalo 53

1963-64 • Regional Tournament

at Akron, Ohio

1st Round: LeMoyné (N.Y.) 64, Youngstown 53

Consolation: Youngstown 91, Ithaca 79

1965-66 • Regional Tournament

at Akron, Ohio

1st Round: Akron 70, Youngstown 63

Consolation: Youngstown 94, Randolph Macon 63

1969-70 • Midwest Regional

at Reading, Pa.

1st Round: Philadelphia Textile 79, YSU 52

Consolation: Cheyney State 94, YSU 91

1971-72 • Midwest Regional

at Akron, Ohio

1st Round: Youngstown State 81, Gannon 71

Semifinals: Youngstown State 90, Cheyney State 80

Finals: Akron 87, Youngstown State 71

1974-75 • Great Lakes Regional

at Charleston, Ill.

1st Round: St. Joseph (Ind.) 96, Youngstown State 78

Consolation: Eastern Illinois 86, Youngstown State 80

1976-77 • Great Lakes Regional

at Youngstown, Ohio

1st Round: Randolph-Macon 71, YSU 68

Consolation: Youngstown State 81, Bellarmine 79

Conference Tournament Results

1984 Ohio Valley (Morehead, Ky.)

Youngstown State 63, Tennessee Tech 55

@ Morehead State 47, Youngstown State 44

1985 Ohio Valley (Murfreesboro, Tenn.)

Youngstown State 79, Morehead State 74

Youngstown State 95, Eastern Kentucky 61

@ Middle Tennessee St. 66, Youngstown State 63

1986 Ohio Valley

Tennessee Tech 71, @ Youngstown State 68

1987 Ohio Valley

@ Akron 103, Youngstown State 74

1988 Ohio Valley

@ Middle Tennessee St. 81, Youngstown State 76

1995 Mid-Continent

@ Youngstown State 90, Troy State 83

@ Valparaiso 77, Youngstown State 52

1996 Mid-Continent (Moline, Ill.)

Western Illinois 68, Youngstown State 48

1997 Mid-Continent (Moline, Ill.)

Western Illinois 66, Youngstown State 64

1998 Mid-Continent (Moline, Ill.)

Youngstown State 75, UMKC 59

Youngstown State 74, Oral Roberts 60

Valparaiso 67, Youngstown State 48

1999 Mid-Continent (Moline, Ill.)

Youngstown State 78, Southern Utah 56

Oral Roberts 72, Youngstown State 58

2000 Mid-Continent (Moline, Ill.)

Oral Roberts 67, Youngstown State 59

2001 Mid-Continent (Fort Wayne, Ind.)

Oral Roberts 73, Youngstown State 70

2002 Horizon League (Cleveland, Ohio)

Green Bay 86, Youngstown State 65

Youngstown State 65, @ Green Bay 61

UIC 79, Youngstown State 59^

^Milwaukee, Wis.

2004 Horizon League Tournament

@ Butler 88, Youngstown State 57

2005 Horizon League Tournament

@ Loyola 78, Youngstown State 75

2006 Horizon League Tournament

@ Loyola 76, Youngstown State 61

2007 Horizon League Tournament

@ Youngstown State 82, Detroit 80

Green Bay 72, Youngstown State 55^

^ Dayton, Ohio

2008 Horizon League Tournament

@ UIC 70, Youngstown State 59

2009 Horizon League Tournament

UIC 73, @ Youngstown State 68

2010 Horizon League Tournament

@ Green Bay 81, Youngstown State 67

2011 Horizon League Tournament

@ Valparaiso 80, Youngstown State 71

2012 Horizon League Tournament

@ Youngstown State 77, Green Bay 60

Detroit 93, Youngstown State 76^

^ Valparaiso, Ind.



CLASS RECORDS

Freshmen Records

Field Goals Made
262 • Dave Zeigler (1978-79)
Field Goal Attempts
507 • Dave Zeigler (1978-79)
Field Goal Percentage
TeJay Anderson (2000-01)
60.8 • (87-of-143)
3-PT Field Goals Made
46 • Vytautas Sulskis (2007-08)
3-PT FG Attempts
121 • Vytautas Sulskis (2007-08)
3-PT FG Percentage
38.8 • (31-of-80)
Mike Alcorn (1990-91)
Free Throws Made
99 • Dave Zeigler (1978-79)
Free Throw Attempts
124 • Dave Zeigler (1978-79)
Free Throw Percentage
86.7 • (39-of-45)
Marc Vassar (1988-89)
Points
623 • Dave Zeigler (1978-79)
Blocks
39 • Dave Brown (1997-98)
Steals
42 • Vance Cooksey (2007-08)
Minutes
876 • Kendrick Perry (2010-11)
Rebounds
356 • Herb Lake (1955-56)
Assists
200 • Terry Moore (1973-74)

Sophomore Records

Field Goals Made
284 • Dave Zeigler (1979-80)
Field Goal Attempts
549 • Bill Johnson (1969-70)
Field Goal Percentage
TeJay Anderson (2001-02)
57.5 • (69-of-120)
3-PT Field Goals Made
59 • Mike Alcorn (1991-92)
3-PT FG Attempts
144 • Mike Alcorn (1991-92)
3-PT FG Percentage
44.3 • (27-of-61)
Andrew Hannan (1998-99)
Free Throws Made
142 • Reggie Kemp (1989-90)
Free Throw Attempts
204 • Reggie Kemp (1989-90)
Free Throw Percentage
83.7 • (36-of-43)
Marc Vassar (1989-90)
Points
665 • Dave Zeigler (1979-80)
Blocks
91 • Damian Eargle (2010-11)
Steals
74 • Kendrick Perry (2011-12)
Minutes
1,079 • Kendrick Perry (2011-12)
Rebounds
555 • Herb Lake (1956-57)
Assists
230 • Terry Moore (1974-75)

Junior Records

Field Goals Made
257 • Tilman Bevely (1986-87)
Field Goal Attempts
546 • Tilman Bevely (1986-87)
Field Goal Percentage
Jeff Covington (1976-77)
60.1 • (247-of-411)
3-PT Field Goals Made
91 • Blake Allen (2011-12)
3-PT FG Attempts
212 • Blake Allen (2011-12)
3-PT FG Percentage
44.4 • (40-of-90)
Andre Smith (1993-94)
Free Throws Made
145 • Jerome Sims (1991-92)
Free Throw Attempts
232 • Jerome Sims (1991-92)
Free Throw Percentage
85.4 • (35-of-41)
Aundra Brown (1990-91)
Points
662 • Tilman Bevely (1986-87)
Blocks
138 • Ricky Tunstall (1982-83)
Steals
50 • Reggie Kemp (1990-91)
Minutes
1,060 • Blake Allen (2011-12)
Rebounds
448 • Herb Lake (1957-58)
Assists
189 • Terry Moore (1975-76)

Senior Records

Field Goals Made
310 • John McElroy (1968-69)
Field Goal Attempts
732 • John McElroy (1968-69)
Field Goal Percentage
John Keshock (1985-86)
57.8 • (186-of-322)
3-PT Field Goals Made
92 • Craig Haese (2000-01)
3-PT FG Attempts
218 • Craig Haese, (2000-01)
3-PT FG Percentage
43.9 • (50-of-114)
Anthony Hunt (1997-98)
Free Throws Made
162 • Jeff Covington (1977-78)
Free Throw Attempts
215 • Jeff Covington (1977-78)
Free Throw Percentage
93.9 • (62-of-66)
Craig Haese (2000-01)
Points
729 • John McElroy (1968-69)
Blocks
83 • Ricky Tunstall (1983-84)
Steals
64 • Marlon Williamson (2002-03)
Minutes
1,105 • Quin Humphrey (2006-07)
Rebounds
489 • Herb Lake (1958-59)
Assists
239 • Bill Johnson (1971-72)



Quin Humphrey set a senior school record for most minutes played in 2006-07.



Blake Allen set three junior-year records in 2011-12.



Jerome Sims set an overall school mark for free-throw attempts and makes in '91-92.



TEAM SEASON RECORDS

Points

- 1. 1990-91..... 2,388
- 2. 1958-59..... 2,385
- 3. 1974-75..... 2,349
- 4. 1971-72..... 2,290
- 5. 1957-58..... 2,287

Field Goal Pct.

- 1. 1979-80.....50.2
- 2. 1978-79.....49.9
- 3. 1977-78.....49.3
- 4. 1976-77.....48.6
- 5. 1984-85.....48.2

3-Point FG Made

- 1. 2011-12.....270
- 2. 2010-11.....235
- 3. 1997-98.....199
- 4. 2005-06.....191
- 5. 1998-99.....185

Scoring Average

- 1. 1990-91.....85.3
- 2. 1958-59.....85.2
- 3. 1966-67.....84.4
- 4. 1974-75.....83.9
- 5. 1956-57.....82.9

Free Throws Made

- 1. 2000-01.....511
- 2. 1957-58.....489
- 3. 1990-91.....487
- 4. 2009-10.....455
- 5. 1989-90.....453

3-Point FG Att.

- 1. 2011-12.....708
- 2. 2010-11.....708
- 3. 2005-06.....578
- 4. 1997-98.....557
- 5. 1998-99.....523

Field Goals Made

- 1. 1958-59.....994
- 2. 1974-74.....967
- 3. 1971-72.....936
- 4. 1990-91.....915
- 5. 1960-61.....902

FT Attempts

- 1. 2000-01.....747
- 2. 1990-91.....731
- 3. 1957-58.....728
- 4. 1956-57.....707
- 5. 1992-93.....705

3-Point FG Pct.

- 1. 1982-83.....38.9
- 2. 2011-12.....38.1
- 3. 1991-92.....36.6
- 3. 1989-90.....36.6
- 5. 1994-95.....36.5

FG Attempts


- 1. 1958-59.....2,359
- 2. 1957-58.....2,277
- 3. 1971-72.....2,177
- 4. 1960-61.....2,176
- 5. 1974-75.....2,092

Free Throw Pct.

- 1. 1979-80.....75.6
- 2. 2001-02.....73.9
- 3. 1990-91.....73.1
- 4. 1998-99.....71.1
- 5. 2005-06.....70.6

Total Rebounds

- 1. 1957-58.....1,680
- 2. 1958-59.....1,662
- 3. 1960-61.....1,511
- 4. 1965-66.....1,406
- 5. 1956-57.....1,401



Tilman Bevely was a key part of the 1984-85 squad that set a school Division I mark for field-goal percentage.



Guard Ashen Ward helped the Guins to a school-mark 270 3-pointers made in 2011-12.

Rebounding Avg.

- 1. 1958-59.....59.4
- 2. 1957-58.....56.0
- 3. 1966-67.....55.5
- 4. 1965-66.....54.1
- 5. 1960-61.....54.0

Rebounding Margin

- 1. 1958-59.....+12
- 2. 1956-57.....+11.8
- 3. 1957-58.....+8.6
- 4. 1969-70.....+8.0
- 4. 1970-71.....+8.0

Assists

- 1. 1971-72.....598
- 2. 1990-91.....544
- 3. 1974-75.....528
- 4. 1984-85.....476
- 5. 1973-74.....461

Steals

- 1. 1990-91.....255
- 2. 1989-90.....219
- 3. 2003-04.....218
- 4. 1998-99.....212

- 5. 1995-96.....206

Blocked Shots

- 1. 1982-83.....166
- 2. 2011-12.....164
- 3. 2010-11.....148
- 4. 1983-84.....125
- 5. 2004-05.....112

Fewest Turnovers

- 1. 1972-73.....310
- 2. 1996-97.....315
- 3. 1970-71.....319
- 4. 2011-12.....347
- 5. 2010-11.....359

Victories

- 1. 1963-64.....24
- 2. 1956-57.....23
- 2. 1957-58.....23
- 4. 1969-70.....22
- 4. 1976-77.....22
- 4. 1971-72.....22

Winning Pct.

- 1. 1963-64......889
- 2. 1956-57......852
- 3. 1969-70......815
- 4. 1928-29......800
- 5. 1957-58......767

Fewest Points Allowed

- 1. 1958-59.....1,328
- 2. 1972-73.....1,416
- 3. 1957-58.....1,449
- 4. 1963-64.....1,499
- 5. 1970-71.....1,604

Fewest Points Allowed Avg.

- 1. 1958-59.....47.0
- 2. 1957-58.....48.3
- 3. 1963-64.....59.9
- 4. 1972-73.....61.5
- 5. 1971-72.....64.1



YEAR-BY-YEAR STATS

YEAR	GP	FG-FGA	Pct.	FT-FTA	Pct.	3PT-3PTA	Pct.	REB	Avg.	A	TO	BK	S	Points	Avg.
1950-51	23	629	N/A	377	N/A	N/A	N/A	N/A	N/A	N/A	N/A	N/A	N/A	1,635	71.1
1953-54	27	725	N/A	566	N/A	N/A	N/A	N/A	N/A	N/A	N/A	N/A	N/A	2,016	74.7
1955-56	26	842-2,078	.405	431-692	.622	N/A	N/A	1,270	48.8	N/A	N/A	N/A	N/A	2,115	81.3
1956-57	27	900-1,990	.452	440-707	.622	N/A	N/A	1,401	51.8	N/A	N/A	N/A	N/A	2,240	82.9
1957-58	30	899-2,277	.395	489-728	.671	N/A	N/A	1,680	56.0	N/A	N/A	N/A	N/A	2,287	76.2
1958-59	28	994-2,359	.421	397-610	.650	N/A	N/A	1,662	59.4	N/A	N/A	N/A	N/A	2,385	85.2
1959-60	25	753-1,833	.411	312-486	.642	N/A	N/A	1,201	32.7	N/A	N/A	N/A	N/A	1,818	72.7
1960-61	28	902-2,176	.415	406-594	.683	N/A	N/A	1,511	53.9	N/A	N/A	N/A	N/A	2,210	78.9
1961-62	28	794-1,965	.404	319-486	.656	N/A	N/A	1,366	48.7	N/A	N/A	N/A	N/A	1,907	68.1
1962-63	27	736-1,739	.423	339-533	.636	N/A	N/A	1,327	49.1	N/A	N/A	N/A	N/A	1,811	67.1
1963-64	25	849-1,870	.454	374-556	.673	N/A	N/A	1,215	48.6	N/A	N/A	N/A	N/A	2,072	82.8
1964-65	26	753-1,883	.400	392-564	.695	N/A	N/A	1,195	46.0	N/A	N/A	N/A	N/A	1,898	73.9
1965-66	26	827-2,085	.397	363-541	.671	N/A	N/A	1,406	54.1	N/A	N/A	N/A	N/A	2,037	78.3
1966-67	25	866-1,947	.444	380-598	.635	N/A	N/A	1,387	55.4	N/A	N/A	N/A	N/A	2,112	84.4
1967-68	25	847-1,921	.441	360-518	.695	N/A	N/A	1,279	51.2	N/A	N/A	N/A	N/A	2,054	82.2
1968-69	26	840-1,989	.420	350-526	.670	N/A	N/A	1,262	48.5	N/A	N/A	N/A	N/A	2,028	78.0
1969-70	27	877-1,977	.443	406-682	.596	N/A	N/A	1,335	58.3	N/A	N/A	N/A	N/A	2,160	80.0
1970-71	25	809-1,928	.419	294-451	.652	N/A	N/A	1,130	53.4	406	319	N/A	N/A	1,912	76.5
1971-72	29	936-2,177	.429	418-631	.662	N/A	N/A	1,324	54.7	598	374	N/A	N/A	2,290	78.9
1972-73	23	604-1,470	.408	209-342	.605	N/A	N/A	893	44.4	382	310	N/A	N/A	1,417	61.6
1973-74	26	858-1,903	.451	313-469	.668	N/A	N/A	1,143	43.9	461	N/A	N/A	N/A	2,029	78.1
1974-75	28	967-2,092	.462	415-603	.688	N/A	N/A	1,247	44.5	528	N/A	N/A	N/A	2,349	83.9
1975-76	26	817-1,707	.480	297-429	.692	N/A	N/A	1,109	42.7	412	398	N/A	N/A	1,931	74.2
1976-77	27	828-1,698	.488	353-527	.670	N/A	N/A	1,083	40.0	411	N/A	N/A	172	2,009	74.4
1977-78	25	740-1,500	.493	371-547	.678	N/A	N/A	958	38.3	349	N/A	N/A	134	1,851	74.1
1978-79	26	745-1,494	.499	332-473	.702	N/A	N/A	813	30.1	418	N/A	N/A	162	1,822	70.1
1979-80	27	792-1,579	.502	411-544	.756	N/A	N/A	975	36.1	437	428	N/A	188	1,991	73.7
1980-81	26	695-1,545	.450	365-524	.697	N/A	N/A	814	31.3	319	429	55	187	1,755	67.5
1981-82	26	669-1,420	.471	326-486	.671	N/A	N/A	833	32.0	297	371	52	147	1,664	64.0
1982-83	27	789-1,788	.441	311-502	.620	75-193	.389	1,016	37.6	369	424	166	166	1,964	72.7
1983-84	29	815-1,709	.477	389-578	.673	N/A	N/A	1,087	37.5	451	463	125	197	2,019	69.6
1984-85	30	824-1,709	.482	436-626	.697	N/A	N/A	1,016	33.8	476	421	68	183	2,084	69.5
1985-86	28	789-1,736	.454	357-570	.626	N/A	N/A	1,070	38.2	444	423	51	159	1,916	68.4
1986-87	28	823-1,847	.446	309-471	.656	N/A	N/A	1,103	39.4	415	447	65	189	2,084	74.4
1987-88	28	713-1,673	.426	325-480	.677	34-103	.330	993	35.5	365	467	41	151	1,785	63.8
1988-89	28	836-1,831	.457	373-550	.678	64-177	.362	1,066	38.1	446	506	81	196	2,109	75.3
1989-90	28	798-1,764	.452	453-652	.695	106-290	.366	1,006	35.9	432	442	41	219	2,155	76.9
1990-91	28	915-1,915	.478	487-731	.731	72-234	.308	1,135	40.5	544	512	81	255	2,388	85.3
1991-92	28	649-1,557	.417	441-668	.660	113-309	.366	1,036	37.0	361	499	53	161	1,852	66.1
1992-93	26	662-1,612	.411	445-705	.631	95-290	.328	936	36.0	338	421	61	201	1,864	71.7
1993-94	26	671-1,589	.422	286-467	.612	127-363	.350	977	37.6	324	409	71	200	1,755	67.5
1994-95	28	720-1,633	.441	361-550	.656	151-414	.365	1,095	39.1	386	410	58	191	1,952	69.7
1995-96	27	669-1,555	.430	342-543	.630	148-446	.332	1,068	39.6	400	414	67	206	1,828	67.7
1996-97	27	599-1,443	.415	358-520	.688	157-474	.331	913	33.8	326	315	39	144	1,713	63.4
1997-98	29	754-1,713	.440	391-586	.667	199-557	.357	1,139	39.3	439	423	104	189	2,098	72.3
1998-99	28	701-1,606	.436	303-426	.711	185-523	.354	1,002	35.8	438	406	87	212	1,890	67.5
1999-00	28	696-1,593	.437	330-484	.682	154-479	.322	947	33.8	410	429	94	198	1,876	67.0
2000-01	30	722-1,622	.445	511-747	.684	178-497	.358	1,082	36.1	437	453	74	153	2,133	71.1
2001-02	28	620-1,550	.400	425-575	.739	143-442	.324	907	32.4	364	404	78	182	1,808	64.6
2002-03	29	652-1,574	.414	387-591	.655	122-338	.361	1,015	35.0	365	469	86	180	1,813	62.5
2003-04	28	655-1,497	.438	440-648	.679	126-394	.346	920	32.9	376	462	80	218	1,876	67.0
2004-05	28	591-1,442	.410	361-662	.654	138-435	.317	870	31.1	438	438	112	157	1,681	60.0
2005-06	28	687-1,581	.435	343-486	.706	191-578	.330	952	34.0	370	368	81	175	1,908	68.1
2006-07	31	729-1,692	.431	421-608	.692	168-488	.344	1,114	35.9	376	419	89	163	2,047	66.0
2007-08	30	708-1,643	.431	362-571	.634	166-499	.333	994	33.1	389	434	92	195	1,944	64.8
2008-09	30	709-1,712	.414	398-612	.650	165-490	.337	1,066	35.5	390	401	104	168	1,981	66.0
2009-10	30	697-1,656	.421	455-665	.684	153-479	.319	986	32.9	390	401	110	181	2,002	66.7
2010-11	30	756-1,823	.415	325-533	.610	235-708	.332	1,032	34.4	454	359	148	186	2,072	69.1
2011-12	31	746-1,729	.431	333-514	.648	270-708	.381	998	32.2	405	247	164	201	2,095	67.6



1,000-POINT CLUB

1. 2,424 • JEFF COVINGTON, 1974-78

Year	GP	FG	FT	PTS	AVG
1974-75	26	220	103	543	20.8
1975-76	26	222	98	542	20.8
1976-77	29	265	149	679	23.4
1977-78	25	249	162	660	26.4
Totals	106	956	512	2,424	22.9

2. 2,218 • TONY KNOTT, 1952-56

Year	GP	FG	FT	PTS	AVG
1952-53	24	110	100	305	12.7
1953-54	27	198	155	551	20.4
1954-55	27	229	199	657	24.3
1955-56	26	243	199	705	27.1
Totals	104	780	653	2,218	21.3

3. 1,942 • JOHN McELROY, 1965-69

Year	GP	FG	FT	PTS	AVG
1965-66	22	89	20	194	8.8
1966-67	25	233	71	537	21.5
1967-68	25	214	54	482	19.3
1968-69	26	310	109	729	28.0
Totals	98	846	245	1,942	19.8

4. 1,917 • MICKEY YUGOVICH, 1956-60

Year	GP	FG	FT	PTS	AVG
1956-57	27	198	107	503	18.6
1957-58	30	149	92	390	13.0
1958-59	28	210	75	495	17.6
1959-60	25	234	61	529	21.2
Totals	110	791	335	1,917	17.4

5. 1,820 • REGGIE KEMP, 1988-93

Year	GP	FG	FT	PTS	AVG
1988-89	28	99	55	254	9.1
1989-90	28	211	142	564	20.1
1990-91	28	234	121	589	21.1
1992-93	24	151	106	413	17.2
Totals	108	695	424	1,820	16.8

6. 1,783 • HERB LAKE, 1956-59

Year	GP	FG	FT	PTS	AVG
1955-56	25	168	84	420	16.8
1956-57	27	225	99	582	20.3
1957-58	27	151	100	402	14.9
1958-59	28	177	58	412	14.7
Totals	107	721	341	1,783	16.7

7. 1,726 • BILLY JOHNSON, 1968-72

Year	GP	FG	FT	PTS	AVG
1968-69	24	56	36	148	6.2
1969-70	25	238	106	549	23.3
1970-71	24	200	74	474	19.8
1971-72	29	212	98	522	18.0
Totals	102	706	314	1,726	16.9

8. 1,707 • QUIN HUMPHREY, 2003-07

Year	GP	FG	FT	PTS	AVG
2003-04	27	61	50	183	6.8
2004-05	28	147	69	402	14.4
2005-06	28	189	110	538	19.2



Jeff Covington is the leading scorer in school history with 2,424 points.

12. 1,434 • TILMAN BEVELY, 1984-88

Year	GP	FG	FT	PTS	AVG
1984-85	25	44	10	98	3.9
1985-86	28	112	36	260	9.2
1986-87	28	257	87	662	23.6
1987-88	28	161	69	414	14.8
Totals	109	574	202	1,434	13.2

13. 1,430 • DAVE CULLIVER, 1962-66

Year	GP	FG	FT	PTS	AVG
1962-63	2	5	3	11	5.5
1963-64	25	165	88	441	16.7
1964-65	26	188	94	470	18.2
1965-66	26	207	94	508	19.5
Totals	88	565	279	1,430	16.3

14. 1,400 • LEO MOGUS, 1939-43

Year	GP	FG	FT	PTS	AVG
1939-40	18	N/A	N/A	307	17.1
1940-41	22	N/A	N/A	348	15.8
1941-42	21	N/A	N/A	391	18.6
1942-43	16	N/A	N/A	354	22.1
Totals	77	N/A	N/A	1,400	18.2

15. 1,347 • GERALD PARKS, 1974-78

Year	GP	FG	FT	PTS	AVG
1974-75	25	100	49	248	9.9
1975-76	26	142	38	322	12.4
1976-77	29	173	42	388	13.4
1977-78	24	164	66	394	16.4
Totals	104	579	195	1,347	12.9

2006-07	31	189	141	584	18.8
Totals	114	586	370	1,707	15.0

9. 1,564 • JOE NIGRO, 1964-68


Year	GP	FG	FT	PTS	AVG
1964-65	22	112	50	274	12.0
1965-66	24	153	56	362	15.1
1966-67	25	177	114	468	18.7
1967-68	25	180	100	460	18.4
Totals	96	622	320	1,564	16.3

10. 1,531 • TIM JACKSON, 1987-91

Year	GP	FG	FT	PTS	AVG
1987-88	28	136	86	352	12.7
1988-89	28	124	52	300	10.7
1989-90	28	173	103	449	16.0
1990-91	28	167	90	430	15.1
Totals	112	600	331	1,531	13.7

11. 1,480 • BRUCE ALEXANDER, 1978-83

Year	GP	FG	FT	PTS	AVG
1978-79	26	165	58	388	14.9
1979-80	27	150	64	364	13.5
1980-81	26	179	92	405	17.3
1981-82	3	12	1	25	8.3
1982-83	26	99	33	253	9.7
Totals	108	605	248	1,480	13.7



Leo Mogus was the first Penguin to score over 1,000 points. He scored 1,400 in his career.



1,000-POINT CLUB

16. 1,311 • VYTAS SULSKIS, 2007-11

Year	GP	FG	FT	PTS	AVG
2007-08	30	91	42	270	9.0
2008-09	30	100	70	309	10.3
2009-10	30	99	101	340	11.3
2010-11	30	122	105	392	13.1
Totals	120	412	318	1,311	10.9

17. 1,288 • DAVE ZEIGLER, 1978-80

Year	GP	FG	FT	PTS	AVG
1978-79	25	262	99	623	24.9
1979-80	24	284	101	665	27.7
Totals	49	546	200	1,288	26.3

18. 1,255 • TROY WILLIAMS, 1981-85


Year	GP	FG	FT	PTS	AVG
1981-82	25	103	49	255	10.2
1982-83	24	118	53	289	12.0
1983-84	29	139	36	314	10.8
1984-85	30	155	57	367	12.2
Totals	108	515	195	1,255	11.6

19. 1,198 • ANTHONY MITCHELL, 1973-77


Year	GP	FG	FT	PTS	AVG
1973-74	24	201	51	453	18.8
1974-75	26	130	32	292	11.2
1975-76	6	42	10	94	15.7
1976-77	28	160	39	359	12.8
Totals	84	533	132	1,198	14.3

20. 1,187 • RON SMITH, 1968-72

Year	GP	FG	FT	PTS	AVG
1968-69	10	36	16	88	8.8
1969-70	25	129	27	285	11.4
1970-71	25	186	49	421	16.8
1971-72	26	212	98	393	15.1



Bruce Timko is the only player in history with 1,000 points, 500 assists and 100 steals.



Mickey Yugovich ranks fourth on the all-time scoring list at 1,917 points.

Totals 86 563 190 1,187 13.8

21. 1,130 • BOB ATTERHOLT, 1954-58

Year	GP	FG	FT	PTS	AVG
1954-55	13	80	34	194	14.9
1955-56	26	150	46	346	13.3
1956-57	27	145	52	342	12.7
1957-58	27	108	32	248	9.2
Totals	93	483	164	1,130	12.1

22. 1,081 • PHIL GASTON, 1971-75

Year	GP	FG	FT	PTS	AVG
1971-72	18	29	16	74	4.1
1972-73	22	88	22	198	9.0
1973-74	25	118	92	328	13.5
1974-75	27	181	119	481	17.8
Totals	92	416	249	1,081	11.8

23. 1,074 • DESMOND HARRISON, 1997-2001

Year	GP	FG	FT	PTS	AVG
1997-98	27	77	37	191	7.1
1998-99	28	91	58	241	8.6
1999-00	28	143	51	337	12.0
2000-01	30	105	95	305	10.2
Totals	113	416	241	1,074	9.5

24. 1,058 • DOUG UNDERWOOD, 2001-04

Year	GP	FG	FT	PTS	AVG
2001-02	28	110	41	290	10.4
2002-03	29	156	62	426	14.7
2003-04	28	107	74	342	12.2
Totals	85	373	177	1,058	12.4

25. 1,045 • RAY ROBINSON, 1981-85

Year	GP	FG	FT	PTS	AVG
1981-82	23	76	33	185	8.0

1982-83	27	82	40	204	7.6
1983-84	29	151	57	359	12.4
1984-85	30	123	51	297	9.9
Totals	109	432	181	1,045	9.6

26. 1,033 • CRAIG HAESE, 1997-2001

Year	GP	FG	FT	PTS	AVG
1997-98	29	49	31	158	5.4
1998-99	27	47	31	155	5.7
1999-2000	27	103	57	310	11.5
2000-01	29	128	62	410	14.1
Totals	112	327	181	1,033	9.2

27. 1,025 • RYAN PATTON, 1998-2002

Year	GP	FG	FT	PTS	AVG
1998-99	24	3	30	73	2.0
1999-00	28	72	68	238	8.5
2000-01	29	97	71	305	10.5
2001-02	28	131	90	409	14.6
Totals	109	303	259	1,025	9.4

28. 1,021 • BRUCE TIMKO, 1982-86

Year	GP	FG	FT	PTS	AVG
1982-83	27	54	44	167	6.2
1983-84	29	119	101	339	11.7
1984-85	30	84	78	246	8.2
1985-86	28	107	55	269	9.6
Totals	114	364	278	1,021	8.6

29. 1,016 • STEVE GERGELY, 1946-50

Year	GP	FG	FT	PTS	AVG
1946-47	23	87	56	230	10.0
1947-48	20	73	44	190	9.5
1948-49	23	116	76	308	13.4
1949-50	22	98	75	288	13.1
Totals	88	374	251	1,016	11.5

29. 1,016 • JOHN BARBER, 2003-08

Year	GP	FG	FT	PTS	AVG
2003-04	3	2	0	4	1.3
2004-05	28	64	34	175	6.3
2005-06	28	77	22	195	7.0
2006-07	31	85	57	235	7.6
2007-08	30	158	63	407	13.6
Totals	120	386	176	1,016	8.5

31. 1,015 • ANTHONY HUNT, 1995-98

Year	GP	FG	FT	PTS	AVG
1995-96	26	89	61	265	10.2
1996-97	27	105	40	332	12.3
1997-98	29	129	110	418	14.4
Totals	82	323	211	1,015	12.4

32. 1,001 • RON ALLEN, 1961-64

Year	GP	FG	FT	PTS	AVG
1961-62	25	150	47	347	13.8
1962-63	27	168	76	412	15.2
1963-64	16	106	30	242	15.1
Totals	68	424	153	1,001	14.7



ALL-TIME LETTERWINNERS

Table listing all-time letterwinners by letter (A-Z) and year. Includes names like Mike Adams, John Aiken, Scott Airato, etc., and years from 1933 to 2012.



ALL-TIME LETTERWINNERS

Todd Lark..... 1988-90	Aaron Mitchell..... 1973-74	Danny Reese..... 2011-12	Brian Thaxton..... 1991-94
Fletcher Larson..... 2011-12	Tony Mitchell..... 1973-77	Francis Reinher..... 1938-39	Damon Thomas..... 1994-95
Joe LaVolpa..... 1964-68	Leo Mogus..... 1939-43	Wade Renner..... 1989-90	Lee Thomas..... 1947-48
John Lawhorn..... 1946-47	Chuck Montgomery..... 1969-72	James Rich..... 1932-34	Robert Thomas..... 1953-54
Dale Lehman..... 1961-62	Randy Montgomery..... 1973-75	Henry Richetto..... 1941-43	Clifford Thompson..... 1954-55
Bill Leipold..... 1962-63	Montgomery..... 1927-28	Garry Robbins..... 1983-86	Don Thompson..... 1975-78
William Lenzi..... 1961-65	Charles Moore..... 1954-58	Keston Roberts..... 2005-07	Carl Tidmore..... 1987-88
Jim Leonard..... 1965-67	Pat Moore..... 1954-55	Bill Robinson..... 1935-36	Demond Tidwell..... 1997-98
Bill Leskovac..... 1947-49	Pat "P.J." Moore..... 1978-79	Greg Robinson..... 1997-98	Bruce Timko..... 1982-86
Brian Levels..... 1993-95	Terry Moore..... 1973-77	John Robinson..... 1984-88	Dick Timmerman..... 1952-53
Bob Lewis..... 1933-35	Chris Morgan..... 2011-12	Ray Robinson..... 1981-85	Jim Timmerman..... 1960-63
Bobby Lewis..... 1948-49	Eric Morgan..... 1994-95	Robbie Robinson..... 1998-00	George Trotogott..... 1971-72
DeVon Lewis..... 1995-99	Tony Morocco..... 1964-66	Tom Robinson..... 1936-38	Chris Tucker..... 1979-81
Jim Lewis..... 1955-56	Lamar Morton..... 1991-92	Tyrone Robinson..... 1991-92	Ricky Tunstall..... 1982-84
Randall Leyshon..... 1932-34	John Moses..... 1928-30	Steve Rohan..... 1991-92	Jack Tupper..... 1959-63
Jack Liles..... 2005-09	Alek Mrozik..... 2006-08	Ron Romine..... 1970-73	Howard Turner..... 1947-49
William Litvin..... 1935-38	Robert Mullin..... 1928-31	Charles Rowan..... 1964-68	Bob Tyndall..... 1959-60
Larry Lobaugh..... 1954-55	Harry Myers..... 1949-52	Richard Russell..... 1980-81	
Joe Lombardi..... 1977-81		Bob Rutkowski..... 1973-74	uuuuUuuuu
Jim Lott..... 1965-68	nnnnNnnnn		Doug Underwood..... 2001-04
Tony Lucas..... 1989-90	Richard Nagy..... 1959-60	ssssSssss	vvvvVvvvv
Alfonzo Lurry..... 1989-91	Steve Nagy..... 1935-36	Tom Sablack..... 1962-66	Marc Vassar..... 1988-91; 1992-93
Vaughn Luton..... 1984-86	Frank Namesnick..... 1958-60	Ronald Sabo..... 1963-64	Robin Vincer..... 1975-79
	Bob Naples..... 1974-75	Tom Sahr..... 1988-90	Tony Vivo..... 1936-40
mmmmMmmmm	Dan Napolitano..... 1980-81	Steve Saldon..... 1961-65	Joe Votino..... 1976-80
John MacDonald..... 1934-35	Jim Nard..... 1938-39	Alex Sanchez..... 2004-06	wwwWwww
Mike Magula..... 1949-52	Mark Nichols..... 1973-77	Alfred Santangelo..... 1929-30	Dan Wallace..... 1968-69
Bill Mallernee..... 2001-04	Sam Nichols..... 1964-65	Jim Santelli..... 1965-66	Ashen Ward..... 2008-12
John Mandish..... 1959-60	Mikko Niemi..... 2005-09	Duane Schell..... 1951-52	Edgar Ward..... 1990-92
Tony Marcovecchio..... 1950-51	Joe Nigro..... 1964-68	Tom Schneider..... 1980-81	Ralph Weaver..... 1928-29
Matt Maresh..... 1972-74	Richard Nuskievicz..... 1954-55	Bob Schultz..... 1932-35	Billy Wells..... 1970-74
McCoy Mariner..... 1928-29		Joseph Seefried..... 1937-39	Ronald Wetzell..... 1965-66
James Marks..... 1930-33	ooooOoooo	Joe Sekora..... 1976-79	Don Weyer..... 1952-54
Vince Marrow..... 1988-89	John O'Connor..... 1933-34	Larry Seneta..... 1961-64	Walter Whelen..... 1929-30
Sirlester Martin..... 2008-10	Matt Olsen..... 1996-97	Charles Serednesky..... 1965-66	Louis Whiting..... 1977-78
Steve Martin..... 1980-84	John Onderish..... 1965-66	"Mutt" Shaeffer..... 1947-48	Brian Williams..... 2005-06
Richard Mayberry..... 1951-52		Brad Shank..... 1985-86	Dick Williams..... 1950-52
Bob Mayberry..... 1952-57	ppppPpppp	Joe Sharik..... 1947-48	Evan Williams..... 1934-35
Greg Mayes..... 2006-07	Gerald Parks..... 1974-78	Ronald Shebeck..... 1953-54	J. C. Williams..... 1970-71
Devonte Maymon..... 2010-11	Tom Parks..... 2008-10	Wills Shively..... 1929-30	Richard Williams..... 1946-47
DeAndre Mays..... 2008-10	Baylor Patterson..... 1937-41	Zach Silverman..... 2004-05	Troy Williams..... 1981-85
Brian McCall..... 1942-43	Jack Patterson..... 1932-33	Lou Simko..... 1935-36	Marlon Williamson..... 1999-2003
Howard McBroy..... 1958-61	Bob Patton..... 1967-71	Derrick Simmons..... 1993-95	James Wilson..... 1985-87
Rickie McClanahan..... 1998-99	Ryan Patton..... 1998-2002	Jerome Sims..... 1991-92	Roy Winston..... 1966-67
Mike McClenahan..... 1982-84	John Pawlen..... 1941-42	Jeff Skeeles..... 1969-72	Louis Winters..... 1930-31
Art McCullough..... 1980-83	Tony Pero..... 1959-63	Andre Smith..... 1993-95	Ray Wise..... 1946-50
Wayne McDevitt..... 1973-75	Kendrick Perry..... 2010-12	Henry Smith..... 1954-55	Chris Wisneski..... 1977-78
Bill McDonald..... 1932-34	Nate Perry..... 2010-12	James Smith..... 1936-38	William Wolf..... 1959-63
John "Mickey" McDonald..... 1928-31	Marty Pesut..... 1959-60	Ronald Smith..... 1968-72	Andy Woodall..... 1955-56
John McBroy..... 1965-69	Harry Peterson..... 1931-34	Pete Solar..... 1931-32	Mike Woodard..... 2003-04
Fred McFarland..... 1931-35	Al Petollini..... 1942-43	Michael Solmen..... 1984-88	Antoine Woods..... 1993-94
Chris McGill..... 1997-98	Bill Phillips..... 1986-87	Mike Soroka..... 1947-48	yyyyYyyyy
Jay McHugh..... 1982-83	Jerry Pierce..... 1956-57	Willie Spellman..... 1996-98	Kenny Young..... 1975-76
Jerry "Red" McKinney..... 1958-59	"Butch" Platt..... 1958-59	Kevin Spivey..... 1985-86	Mickey Yugovich..... 1956-60
Francis "Red" McLaughlin..... 1938-40	Mike Podolsky..... 2010-12	Grant Spong..... 1933-34	Bob Yuhas..... 1951-54
Bill McMeans..... 1969-73	Ed Poplava..... 1951-55	Jack Staff..... 1942-43	zzzzZzzzz
Matt McMurray..... 1993-97	Mark Popoveck..... 1975-76	Ray Stambaugh..... 1932-33	John Zban..... 1955-56
Tim McNair..... 1987-88	Jamel Porter..... 2002-03	Fred Staunch..... 1964-65	Dave Zeigler..... 1978-80
John R. McPhee..... 1930-31	Steve Postel..... 1974-75	Tom Steele..... 1956-57	Joe Zemba..... 1946-48
Khari McQueen..... 2000-01/02-05	Angelo Prezioso..... 1937-38	Rich Steffen..... 1969-70	Bob Ziak..... 1971-72
James McVay..... 1996-97	John Price..... 1946-47	Dennis Steinbeck..... 1966-70	Joe Ziak..... 1968-71
Steve Melchoir..... 1974-75	Chris Prichard..... 1989-90	Joe Stephenson..... 1947-48	Bill Zimmer..... 1947-48
John Melfi..... 1955-59	Pete Prokop..... 1946-47	Bill Stoudt..... 1947-48	Ken Zinz..... 1965-66
Ralph Melfi..... 1953-57	Jeff Puffer..... 1972-74	Terrell Stuart..... 1990-91	Cale Zuiker..... 2011-12
Jon Mends..... 2002-05	Hugh "Red" Pugh..... 1935-38	Mike Sullivan..... 1989-90	
Jim Merchant..... 1954-55	Fred Purucker..... 1932-33	Vytas Sulkis..... 2007-11	
Gregg Merrill..... 1969-72	Charley Pusin..... 1956-57	Charles Swalko..... 1965-67	
Lou Meuhlbauser..... 1946-50	rrrrRrrrr	Bill Swift..... 1954-55	
Al Meyers..... 1938-39	Hank Raber, Jr..... 1993-97	Stanley Sylak..... 1935-38	
John Mihalenko..... 1959-61	Brian Radakovich..... 2001-05	ttttTttt	
John Milliken..... 1959-60	Ricardo Ragland..... 1978-79	Steve Taczak..... 1975-78	
Dave Milliren..... 1996-98	Russ Ramage..... 1932-33	Frank Tavalario..... 1954-55	
Harold Mintz..... 1942-43	Lindsay Randall..... 1968-71	Roy Taylor..... 1956-60	
Steve Miodrag..... 1976-80	Clarence Ray..... 1987-89	Willie Teague..... 1966-70	
	Zack Rebillot..... 2006-10		
	John Reed..... 1972-75		



ALL-TIME SERIES RECORDS

Table with columns: Team, Record, First Meeting, Recent Meeting, First Team, Recent Record, Meeting, Meeting, First Team, Recent Record, Meeting, Meeting. Lists various basketball teams and their historical performance metrics.

2012-13 Opponents in Bold



ALL-TIME SCORES

1927-28
2-2

Dec. 14 Thiel.....L, 24-33
Jan. 2 Oberlin.....L, 19-20
Jan. 14 at Clarion.....W, 36-16
Jan. 21 Westinghouse.....W, 38-32

1928-29
8-2

Dec. 14 Hiram.....L, 41-43
Dec. 21 Oberlin.....W, 12-8
Dec. 28 Westminster.....L, 19-32
Jan. 4 California (Pa.).....W, 56-32
Jan. 5 at Indiana (Pa.).....W, 27-18
Jan. 11 Clarion.....W, 64-29
Jan. 12 at Hiram.....W, 30-24
Jan. 26 at Ohio Chirocopy.....W, 42-16
Jan. 31 at Kent State.....W, 22-19
Feb. 1 Indiana (Pa.).....W, 42-21

1929-30
6-6

Dec. 20 Westminster.....L, 16-36
Dec. 27 Carnegie Tech.....L, 30-33
Jan. 3 Mount Union.....L, 22-31
Jan. 10 Kent State.....W, 29-26
Jan. 15 Clarion.....W, 41-22
Jan. 24 St. Vincent.....W, 22-21
Jan. 31 at Indiana (Pa.).....W, 26-20
Feb. 1 at Clarion.....L, 20-25
Feb. 15 at Kent State.....W, 32-30
Feb. 21 at Indiana (Pa.).....L, 21-22
Feb. 22 at St. Vincent.....W, 21-19
March 5 Kennedy James.....L, 24-35

1930-31
1-13

Dec. 19 at Fenn.....L, 18-35
Dec. 26 Carnegie Tech.....L, 15-45
Jan. 2 at Allegheny.....L, 17-39
Jan. 3 Kent State.....L, 26-32
Jan. 8 at Butler Paulists.....L, 17-19
Jan. 10 at Indiana (Pa.).....L, 13-14
Jan. 17 Hiram.....L, 19-34
Jan. 23 Indiana (Pa.).....L, 27-37
Jan. 31 at Kent State.....L, 20-43
Feb. 6 St. Vincent.....L, 29-47
Feb. 13 at Indiana (Pa.).....L, 25-45
Feb. 14 at St. Vincent.....L, 30-41
Feb. 21 Fenn.....W, 34-32
Feb. 27 Indiana (Pa.).....L, 25-33

1931-32
3-10

Dec. 8 Ohio Chirocopy.....L, 23-36
Dec. 12 at Fenn.....L, 20-21
Dec. 19 Oberlin.....L, 9-30
Dec. 28 Geneva.....L, 15-54
Jan. 5 Allegheny.....L, 21-44
Jan. 11 at St. Vincent.....L, 15-29
Jan. 15 at Indiana (Pa.).....L, 12-23
Jan. 21 at Saint Francis (Pa.).....W, 19-15
Jan. 27 Slippery Rock.....L, 19-33
Feb. 2 Indiana (Pa.).....W, 35-29
Feb. 7 Fenn.....W, 20-16
Feb. 16 at Slippery Rock.....L, 16-26
Feb. 21 St. Vincent.....L, 15-28

1932-33
3-11

Dec. 9 Hiram.....W, 34-25
Dec. 16 at Allegheny.....L, 24-34
Dec. 22 at Ohio Chirocopy.....L, 34-36
Dec. 29 at Westminster.....L, 15-47
Dec. 30 Alumni.....W, 42-33
Jan. 3 Adrian.....L, 27-36
Jan. 7 at Indiana (Pa.).....L, 23-25

Jan. 13 Warren.....W, 46-34
Jan. 23 at Warren.....L, 24-38
Jan. 27 Slippery Rock.....L, 24-38
Feb. 9 at West Liberty State.....L, 28-33
Feb. 15 at Slippery Rock.....L, 27-45
Feb. 18 Ohio Chirocopy.....L, 32-51
Feb. 24 Indiana (Pa.).....L, 32-34

1933-34
6-8

Dec. 13 Slippery Rock.....L, 29-30
Dec. 15 at Indiana (Pa.).....L, 28-33
Dec. 16 Allegheny.....W, 27-26
Dec. 19 Grove City.....L, 29-30
Dec. 20 at Oberlin.....W, 44-27
Dec. 29 Alumni.....W, 27-19
Jan. 6 at Indiana (Pa.).....W, 29-26
Jan. 12 West Liberty State.....W, 28-12
Jan. 13 at St. Vincent.....L, 15-21
Jan. 23 Slippery Rock.....L, 28-34
Jan. 28 at West Liberty State.....W, 39-28
Feb. 2 at Geneva.....L, 26-40
Feb. 10 at Hiram.....L, 30-33
Feb. 13 St. Vincent.....L, 29-37

1934-35
11-9

Dec. 1 Ohio Chirocopy.....L, 31-33
Dec. 8 Washington & Jefferson.....W, 32-23
Dec. 11 at Thiel.....L, 28-30
Dec. 13 at Geneva.....L, 33-45
Dec. 17 at Waynesburg.....L, 16-23
Dec. 19 at Allegheny.....W, 33-29
Dec. 29 at Fenn.....W, 37-23
Jan. 4 at Grove City.....W, 18-16
Jan. 11 at West Liberty State.....L, 35-36
Jan. 12 at St. Vincent.....L, 18-33
Jan. 16 Thiel.....W, 41-40
Jan. 19 West Liberty State.....L, 31-34
Jan. 25 Geneva.....L, 24-32
Feb. 2 at Ohio Chirocopy.....W, 29-27
Feb. 8 St. Vincent.....W, 40-34
Feb. 16 Fenn.....L, 32-42
Feb. 17 Hiram.....W, 35-19
Feb. 27 Waynesburg.....W, 35-34
March 1 Williamsport.....W, 24-20
March 2 at Upsala.....W, 27-26

1935-36
8-11

Dec. 12 at Mount Union.....L, 24-30
Dec. 18 at Allegheny.....W, 24-14
Dec. 21 Oberlin.....W, 36-31
Dec. 28 Alumni.....W, 41-17
Jan. 4 at Westminster.....L, 17-42
Jan. 9 West Liberty State.....L, 46-48
Jan. 10 at Grove City.....W, 37-35
Jan. 14 Thiel.....L, 29-34
Jan. 25 St. Vincent.....L, 36-49
Jan. 31 Westminster.....L, 19-45
Feb. 7 John Carroll.....W, 70-27
Feb. 8 at Fenn.....L, 23-28
Feb. 10 at Hiram.....W, 35-26
Feb. 12 Upsala.....W, 51-20
Feb. 14 at Thiel.....L, 32-34
Feb. 22 Capital.....W, 29-25
Feb. 27 at St. Vincent.....L, 35-48
Feb. 28 at St. Thomas Aquinas.....L, 31-41
Feb. 29 at Rider.....L, 29-36

1936-37
8-10

Dec. 10 Mount Union.....L, 22-23
Dec. 16 at Westminster.....L, 16-38
Dec. 18 Geneva.....W, 28-24
Jan. 8 at West Liberty State.....W, 40-34
Jan. 9 at St. Vincent.....L, 19-37

Jan. 12 Hiram.....W, 40-24
Jan. 16 Fenn.....W, 34-27
Jan. 22 Thiel.....W, 35-25
Jan. 30 Westminster.....L, 23-45
Feb. 6 Wilmerding YMCA.....L, 31-35
Feb. 9 at Long Island.....L, 24-61
Feb. 10 at Newark.....W, 41-32
Feb. 12 at Rider.....L, 27-36
Feb. 13 at Wilmerding YMCA.....L, 27-54
Feb. 16 at Thiel.....W, 44-41
Feb. 19 St. Vincent.....L, 35-41
Feb. 26 at Grove City.....W, 39-30
March 6 Washington & Jefferson.....L, 27-37

1937-38
11-9

Dec. 7 at Wash. & Jefferson.....L, 11-61
Dec. 9 at Kent.....L, 27-41
Dec. 11 at Akron.....L, 16-23
Dec. 16 Geneva.....W, 38-32
Jan. 5 Alumni.....W, 47-25
Jan. 7 at West Liberty State.....L, 29-30
Jan. 9 at St. Vincent.....L, 25-37
Jan. 11 at Grove City.....W, 40-37
Jan. 13 Ohio Chirocopy.....W, 47-28
Jan. 19 Hiram.....W, 33-27
Jan. 21 Thiel.....W, 36-26
Feb. 4 Alliance.....W, 50-31
Feb. 9 Akron.....W, 32-31
Feb. 11 St. Vincent.....L, 32-46
Feb. 12 at Hiram.....W, 44-27
Feb. 15 at Thiel.....W, 44-27
Feb. 17 at Westminster.....L, 27-55
Feb. 22 Alliance.....W, 38-36
Feb. 23 West Liberty State.....L, 35-36
Feb. 25 Westminster.....L, 32-45

1938-39
6-12

Dec. 14 at Mount Union.....L, 19-27
Dec. 18 Davis & Elkins.....L, 18-47
Dec. 20 at Geneva.....L, 30-45
Jan. 8 Washington & Jefferson.....L, 28-41
Jan. 9 at Hiram.....L, 32-34
Jan. 17 at West Liberty State.....W, 36-34
Jan. 18 at Davis & Elkins.....L, 36-51
Jan. 28 West Liberty State.....W, 34-16
Feb. 1 Westminster.....L, 38-41
Feb. 3 at Ohio Chirocopy.....L, 23-25
Feb. 7 at Thiel.....W, 39-35
Feb. 8 St. Lawrence.....L, 37-45
Feb. 11 at St. Vincent.....L, 27-42
Feb. 14 Thiel.....W, 39-25
Feb. 16 Bowling Green.....L, 27-33
Feb. 23 Hiram.....W, 45-22
Feb. 24 at Westminster.....L, 41-56
March 4 St. Vincent.....W, 47-37

1939-40
9-9

Dec. 7 at Ashland.....L, 30-39
Dec. 8 at Toledo DeSales.....W, 42-40
Dec. 9 at Bowling Green.....W, 37-31
Dec. 16 Hiram.....W, 38-37
Dec. 20 Defiance.....W, 51-46
Jan. 6 at Cortland Teachers.....W, 28-26
Jan. 8 at St. Lawrence.....L, 39-47
Jan. 9 at Ithaca.....L, 38-47
Jan. 10 at St. Bonaventure.....L, 35-40
Jan. 13 Ashland.....L, 28-37
Jan. 18 West Liberty State.....W, 63-51
Jan. 20 at Westminster.....L, 53-55
Feb. 3 at Waynesburg.....L, 38-54
Feb. 8 Westminster.....L, 37-44
Feb. 17 at Hiram.....W, 48-40
Feb. 20 Saint Francis (Pa.).....W, 46-28
Feb. 24 St. Vincent.....L, 38-39


Feb. 28 at Geneva.....W, 48-45

1940-41
14-8

Dec. 4 at Wash. & Jefferson.....L, 43-55
Dec. 6 at Ohio.....L, 25-41
Dec. 7 at Xavier.....L, 44-58
Dec. 11 Hiram.....W, 59-48
Dec. 13 Carnegie Tech.....W, 47-41
Dec. 21 Dayton.....W, 53-40
Jan. 4 at Westminster.....L, 29-42
Jan. 9 Toledo DeSales.....W, 62-50
Jan. 17 at St. Bonaventure.....L, 33-53
Jan. 18 at Canisius.....L, 47-51
Jan. 25 Ithaca.....W, 32-30
Jan. 30 Kent State.....W, 46-33
Feb. 1 at Akron.....L, 28-62
Feb. 3 Geneva.....W, 44-43
Feb. 5 Thiel.....W, 52-35
Feb. 7 at Saint Francis (Pa.).....W, 62-58
Feb. 11 Waynesburg.....W, 53-47
Feb. 15 Akron.....W, 43-39
Feb. 19 Westminster.....L, 48-49
Feb. 21 at Kent State.....W, 56-49
Feb. 25 at Thiel.....W, 74-58
Feb. 26 at Hiram.....W, 64-40

1941-42
9-12

Dec. 5 Glenville State.....W, 43-30
Dec. 10 Hiram.....W, 69-27
Dec. 12 at Duquesne.....L, 22-43
Dec. 18 Washington & Jefferson.....L, 32-44
Dec. 20 Ohio.....W, 57-46
Jan. 5 Akron.....W, 49-42
Jan. 10 at West Virginia.....L, 40-50
Jan. 12 Westminster.....L, 55-61
Jan. 17 at Westminster.....L, 41-54
Jan. 24 Muskingum.....W, 57-51
Jan. 27 at Akron.....L, 39-57
Jan. 31 at Dayton.....W, 44-35
Feb. 2 Mexico City YMCA.....W, 74-43
Feb. 4 Kent State.....L, 57-61
Feb. 6 at Toledo.....L, 32-88
Feb. 10 at Ohio.....L, 40-42
Feb. 18 Toledo.....L, 43-80
Feb. 23 Geneva.....L, 52-55
Feb. 26 at Kent.....W, 52-39



John Aiken lettered three years at YSU from 1938-41.



ALL-TIME SCORES

Feb. 28 at Geneva.....L, 47-58
March 4 St. Joseph's (Pa.).....W, 52-51

1942-43
11-5

Dec. 9 at Kent.....W, 56-45
Dec. 12 at Hiram.....W, 63-37
Dec. 14 at Geneva.....W, 46-45
Dec. 16 Grove City.....W, 81-44
Dec. 19 at Toledo.....L, 51-76
Dec. 21 Muskingum.....L, 38-43
Jan. 7 at Mount Union.....L, 57-70
Jan. 14 Geneva.....W, 61-53
Jan. 21 Bowling Green.....W, 56-53
Jan. 23 at St. Vincent.....W, 63-36
Jan. 27 Kent.....W, 59-57
Feb. 3 St. Vincent.....W, 61-46
Feb. 6 at Grove City.....W, 56-43
Feb. 11 Juniata.....W, 55-50
Feb. 13 at Wash. & Jefferson.....L, 29-61
Feb. 17 Toledo.....L, 39-62

1946-47
13-10 - NAIA


Dec. 7 at Geneva.....L, 52-54
Dec. 11 Dayton.....W, 53-36
Dec. 14 at Gannon.....W, 59-49
Dec. 18 John Carroll.....W, 57-53
Dec. 28 Duquesne.....L, 47-53
Dec. 30 at Dayton.....L, 54-55
Jan. 1 Kent.....W, 66-57
Jan. 6 Muskingum.....W, 50-48
Jan. 8 Case Western.....L, 41-51
Jan. 11 at Kent.....W, 66-57
Jan. 18 at St. Bonaventure.....W, 58-50
Jan. 22 Akron.....L, 41-71
Jan. 25 at Saint Francis (Pa.).....W, 52-48
Jan. 29 Baldwin-Wallace.....W, 59-55
Feb. 5 at John Carroll.....W, 60-52
Feb. 7 at Bowling Green.....L, 52-60
Feb. 11 Geneva.....W, 63-52
Feb. 12 St. Vincent.....W, 59-49
Feb. 19 Saint Francis (Pa.).....L, 49-56
Feb. 22 Waynesburg.....L, 51-61
Feb. 25 St. Vincent.....W, 71-46
March 1 Washington & Jefferson.....L, 61-64
March 4 Northern Arizona.....L, 45-49

^NAIA National Tournament
(Kansas City, Mo.)

1947-48
10-14 - NAIA

Dec. 13 at Dayton.....L, 43-50
Dec. 15 Gannon.....W, 62-45
Dec. 17 Kent State.....L, 53-58
Dec. 19 at John Carroll.....W, 61-55
Dec. 21 Muskingum.....L, 49-76
Jan. 1 Kent.....L, 68-70
Jan. 5 Waynesburg.....W, 67-54
Jan. 7 Akron.....L, 55-66
Jan. 10 Duquesne.....L, 45-53
Jan. 17 at Fenn.....W, 54-43
Jan. 20 at Kent.....L, 53-87
Jan. 21 John Carroll.....W, 81-54
Jan. 24 at Baldwin-Wallace.....L, 53-58
Jan. 28 at Marshall.....L, 77-78
Jan. 29 at Rio Grande.....W, 78-63
Jan. 31 Bowling Green.....L, 26-75
Feb. 6 at Alliance.....W, 58-50
Feb. 11 Washington & Jefferson.....W, 59-57
Feb. 13 at Mount Union.....L, 37-45
Feb. 18 Baldwin-Wallace.....L, 59-68
Feb. 21 at Gannon.....L, 57-58
Feb. 25 at Waynesburg.....W, 57-56
March 3 at Saint Francis (Pa.).....L, 45-53
March 5 at Case Western.....W, 68-51

^Youngstown Tournament



Ronald Allen (1961-64) played Major League Baseball for the St. Louis Cardinals.

1948-49
9-14 - NAIA

Dec. 6 Saint Francis (Pa.).....W, 58-43
Dec. 12 at Baldwin-Wallace.....L, 49-64
Dec. 15 Hiram.....W, 52-40
Dec. 18 Marietta.....L, 56-63
Dec. 22 Fenn.....W, 51-44
Dec. 23 Mount Union.....W, 57-50
Dec. 28 Kent.....L, 59-67
Jan. 5 at Akron.....L, 57-78
Jan. 8 at Gannon.....W, 60-50
Jan. 10 St. Bonaventure.....L, 38-56
Jan. 12 Waynesburg.....W, 61-43
Jan. 14 at Marshall.....L, 55-62
Jan. 19 John Carroll.....W, 64-59
Jan. 24 Kent.....L, 52-63
Feb. 2 Marshall.....L, 60-83
Feb. 5 Duquesne.....L, 41-55
Feb. 7 at Waynesburg.....L, 51-64
Feb. 12 at Mount Union.....L, 28-33
Feb. 14 Gannon.....W, 72-60
Feb. 16 Baldwin-Wallace.....L, 61-74
Feb. 19 at Alliance.....W, 69-36
Feb. 22 at John Carroll.....L, 53-65
Feb. 25 at Hiram.....L, 64-70

1949-50
3-20 - NAIA

Dec. 3 at Baldwin-Wallace.....L, 46-66
Dec. 5 at Geneva.....L, 47-62
Dec. 6 Gustavus Adolphus.....W, 59-46
Dec. 10 at Wash. & Jefferson.....L, 42-60
Dec. 14 at Xavier.....L, 46-68
Dec. 17 vs. Marietta.....L, 61-72
Dec. 19 Marshall.....L, 64-71
Dec. 28 Kent.....W, 75-74
Dec. 29 Mount Union.....L, 47-49
Jan. 4 Xavier.....L, 59-70
Jan. 6 at Marshall.....W, 81-76
Jan. 9 John Carroll.....L, 61-62
Jan. 11 at Kent.....L, 43-55
Jan. 13 at Marietta.....L, 82-83
Jan. 14 at Muskingum.....L, 56-89
Jan. 18 Akron.....L, 74-90
Jan. 21 at Saint Francis (Pa.).....L, 74-77

Jan. 27 Duquesne.....L, 49-69
Feb. 1 Baldwin-Wallace.....L, 59-67
Feb. 2 at Dayton.....L, 61-74
Feb. 8 Kent.....L, 60-74
Feb. 15 at Mount Union.....L, 37-46
Feb. 18 at Gannon.....L, 59-74

1950-51
16-7 - NAIA

Dec. 6 Alliance.....W, 73-46
Dec. 9 at Baldwin-Wallace.....L, 63-69
Dec. 16 vs. Marietta.....W, 74-55
Dec. 18 Ohio.....W, 73-64
Dec. 20 Muskingum.....W, 81-76
Dec. 21 Geneva.....W, 74-57
Dec. 27 Fenn.....W, 61-56
Jan. 3 St. Bonaventure.....L, 50-67
Jan. 6 at Akron.....W, 66-57
Jan. 8 Gannon.....W, 83-43
Jan. 13 at Steubenville.....W, 84-49
Jan. 15 Saint Francis (Pa.).....L, 72-74
Jan. 17 Muskingum.....L, 55-65
Jan. 24 Baldwin-Wallace.....L, 61-74
Jan. 26 Geneva.....W, 92-68
Jan. 31 Mount Union.....W, 77-69
Feb. 2 at Marietta.....L, 46-55
Feb. 5 Dayton.....W, 76-73
Feb. 7 at Kent.....L, 55-57
Feb. 10 at Alliance.....W, 87-38
Feb. 12 John Carroll.....W, 72-53
Feb. 13 at Slippery Rock.....W, 79-61
Feb. 17 at Fenn.....W, 75-58

^Farrell, Pa.
&Youngstown Tournament

1951-52
16-7 - NAIA

Dec. 8 at Baldwin-Wallace.....L, 59-60
Dec. 10 Alliance.....W, 89-29
Dec. 12 Case Western.....W, 76-65
Dec. 14 at John Carroll.....L, 53-72
Dec. 19 Geneva.....L, 60-76
Dec. 29 Duquesne.....L, 42-79
Jan. 2 Akron.....W, 83-75
Jan. 5 at Fenn.....W, 74-48
Jan. 7 John Carroll.....W, 88-70
Jan. 9 Steubenville.....W, 69-46
Jan. 12 at Geneva.....W, 63-61
Jan. 14 Fenn.....W, 76-39
Jan. 18 at Muskingum.....W, 59-57
Jan. 19 at Marietta.....W, 92-76
Jan. 22 at Mount Union.....W, 51-50
Jan. 24 Kent.....L, 70-71
Jan. 26 at St. Bonaventure.....L, 50-76
Jan. 30 Baldwin-Wallace.....W, 84-82
Feb. 2 at Alliance.....W, 86-62
Feb. 5 LaSalle.....W, 68-57
Feb. 7 at Gannon.....W, 51-48
Feb. 13 Slippery Rock.....W, 65-63
Feb. 18 Findlay.....L, 70-72

1952-53
10-14 - NAIA

Dec. 2 at Gannon.....L, 72-78
Dec. 4 Alliance.....L, 55-68
Dec. 6 at Baldwin-Wallace.....L, 72-90
Dec. 11 at Case Western.....W, 72-68
Dec. 13 at John Carroll.....L, 76-91
Dec. 15 Gannon.....W, 66-54
Dec. 20 Fenn.....W, 72-39
Dec. 29 Colby.....L, 63-67
Dec. 30 at Westminster.....W, 75-69
Jan. 3 at Akron.....L, 73-91
Jan. 7 John Carroll.....W, 77-69
Jan. 13 Kent.....L, 65-69
Jan. 15 Marietta.....W, 83-79

Jan. 17 at Westminster.....L, 72-75
Jan. 21 Mount Union.....W, 72-62
Jan. 28 Geneva.....L, 63-96
Jan. 31 at Alliance.....W, 81-64
Feb. 3 Geneva.....L, 80-87
Feb. 10 at Slippery Rock.....L, 57-81
Feb. 12 Baldwin-Wallace.....L, 86-96
Feb. 14 Muskingum.....W, 91-87
Feb. 18 Westminster.....L, 86-93
Feb. 20 Carnegie Tech.....W, 69-67
Feb. 28 at LaSalle.....L, 41-94

1953-54
11-16 - NAIA

Dec. 3 at Muskingum.....W, 68-66
Dec. 5 at Baldwin-Wallace.....L, 60-80
Dec. 7 at John Carroll.....L, 61-76
Dec. 9 Geneva.....L, 66-77
Dec. 12 at Detroit.....L, 65-101
Dec. 15 at Westminster.....L, 51-91
Dec. 17 at Steubenville.....L, 67-76
Dec. 28 Baldwin-Wallace.....W, 82-71
Dec. 29 Westminster.....L, 63-76
Dec. 30 Muskingum.....L, 63-76
Jan. 6 Kent.....W, 76-69
Jan. 9 Gannon.....L, 78-80
Jan. 11 at Alliance.....W, 79-60
Jan. 14 at Marietta.....L, 78-96
Jan. 20 at Mount Union.....L, 62-64
Jan. 23 Geneva.....L, 75-96
Jan. 28 Georgetown.....W, 78-74
Jan. 30 Akron.....W, 80-74
Feb. 1 Alliance.....W, 90-79
Feb. 2 Baldwin-Wallace.....W, 89-73
Feb. 8 John Carroll.....L, 75-90
Feb. 10 Slippery Rock.....W, 78-46
Feb. 13 at Fenn.....W, 104-55
Feb. 17 Westminster.....L, 87-94
Feb. 20 at Carnegie Tech.....L, 53-71
Feb. 22 Case Western.....W, 87-81
Feb. 24 at Wayne State.....L, 74-77

^Youngstown Tournament

1954-55
10-17 - NAIA

Dec. 4 at Baldwin-Wallace.....L, 67-74
Dec. 7 at Kent.....L, 87-88
Dec. 11 Muskingum.....W, 72-69
Dec. 13 Wayne State.....W, 68-65
Dec. 16 Mount Union.....W, 69-60
Dec. 18 Marietta.....L, 70-83
Dec. 29 Westminster.....L, 67-99
Dec. 30 Geneva.....W, 82-74
Jan. 3 at Adrian.....L, 79-80
Jan. 8 St. Vincent.....W, 90-72
Jan. 11 at Gannon.....W, 71-68
Jan. 13 Steubenville.....L, 57-71
Jan. 15 at Alliance.....W, 87-81
Jan. 20 Westminster.....L, 75-85
Jan. 27 John Carroll.....L, 80-93
Jan. 29 Geneva.....L, 89-104
Jan. 31 Alliance.....W, 95-76
Feb. 3 Baldwin-Wallace.....L, 89-98
Feb. 5 Akron.....L, 84-92
Feb. 9 St. Vincent.....L, 60-81
Feb. 12 at Slippery Rock.....W, 97-95
Feb. 14 Westminster.....L, 77-85
Feb. 17 Carnegie Tech.....W, 92-84
Feb. 19 at Geneva.....L, 86-99
Feb. 21 at John Carroll.....L, 95-108
Feb. 26 at Steubenville.....L, 73-86
March 1 at Case Western.....L, 84-93

^Youngstown Tournament

1955-56
12-14 - NAIA

Dec. 1 at Carnegie Tech.....L, 65-74



ALL-TIME SCORES

Dec. 3 Case Western.....W, 89-65
 Dec. 5 Steubenville.....W, 80-66
 Dec. 10 Kent.....L, 75-82
 Dec. 12 at John Carroll.....L, 84-96
 Dec. 15 at Marietta.....L, 81-86
 Dec. 17 Adrian.....W, 102-73
 Jan. 4 at Steubenville.....L, 60-83
 Jan. 7 at Geneva.....L, 66-90
 Jan. 11 Westminster.....W, 80-77
 Jan. 14 at Alliance.....W, 82-60
 Jan. 16 St. Vincent.....L, 64-70
 Jan. 18 at Mount Union.....L, 55-56
 Jan. 21 Lawrence Tech.....W, 92-66
 Jan. 23 Gannon.....W, 95-75
 Jan. 25 Baldwin-Wallace.....L, 89-92
 Jan. 28 Geneva.....L, 75-78
 Jan. 30 Loyola (Chicago).....W, 87-81
 Feb. 4 at Adrian.....L, 86-87
 Feb. 8 Akron.....W, 76-74
 Feb. 11 at Westminster.....L, 82-95
 Feb. 13 Wilberforce.....W, 101-65
 Feb. 15 Alliance.....W, 90-70
 Feb. 18 Slippery Rock.....W, 98-80
 Feb. 20 at St. Vincent.....L, 73-75
 Feb. 25 at Baldwin-Wallace.....L, 88-107

**1956-57
23-4 • NAIA**

Dec. 1 at Baldwin-Wallace.....L, 72-82
 Dec. 5 at Kent.....W, 87-85
 Dec. 8 Marietta.....W, 87-62
 Dec. 12 at Alliance.....W, 89-48
 Dec. 15 John Carroll.....W, 84-73
 Dec. 19 Muskingum.....W, 76-66
 Jan. 5 at Akron.....L, 63-68
 Jan. 7 St. Vincent.....W, 88-63
 Jan. 9 Central State.....W, 80-56
 Jan. 12 at Gannon.....W, 78-50
 Jan. 16 Baldwin-Wallace.....W, 110-90
 Jan. 19 at Mount Union.....W, 84-43
 Jan. 26 at Geneva.....L, 69-79
 Jan. 28 Alliance.....W, 99-58
 Jan. 31 Westminster.....W, 76-66
 Feb. 7 Geneva.....W, 90-75
 Feb. 9 at Westminster.....W, 81-77
 Feb. 13 Steubenville.....W, 78-59
 Feb. 16 at Slippery Rock.....W, 106-68
 Feb. 19 at Lawrence Tech.....W, 101-74
 Feb. 20 at Detroit Tech.....W, 81-67
 Feb. 25 Saint Francis (Pa.).....W, 76-67
 March 4 Defiance.....W, 91-69
 March 5 Steubenville.....W, 59-58
 March 12 Westmont (Calif.)^.....W, 81-75
 March 13 Emporia State^.....W, 80-74
 March 14 SE Oklahoma^.....L, 65-69
 ^NAIA National Tournament
(Kansas City, Mo.)

**1957-58
23-7 • NAIA**

Dec. 2 Kent State.....W, 71-61
 Dec. 7 Eastern Michigan.....W, 81-58
 Dec. 11 Alliance.....W, 88-59
 Dec. 13 at Muskingum.....L, 73-77
 Dec. 14 at Marietta.....W, 80-79
 Dec. 18 Akron.....W, 83-70
 Dec. 26 Anderson&.....W, 84-71
 Dec. 27 Geneva&.....W, 84-69
 Dec. 28 Steubenville&.....L, 55-57
 Jan. 2 West Virginia Tech.....W, 92-91
 Jan. 8 Baldwin-Wallace.....W, 82-74
 Jan. 11 at Central State.....W, 60-54
 Jan. 13 at Steubenville.....L, 57-85
 Jan. 16 at St. Vincent.....L, 67-99
 Jan. 25 at Baldwin-Wallace.....W, 70-59
 Jan. 27 Gannon.....L, 77-86
 Jan. 30 at Westminster.....W, 79-55

Feb. 1 Niagara.....W, 57-55
 Feb. 3 at Alliance.....W, 92-50
 Feb. 8 Geneva.....W, 61-60
 Feb. 12 Westminster.....W, 92-65
 Feb. 15 Detroit Tech.....W, 72-60
 Feb. 17 at John Carroll.....W, 99-93
 Feb. 21 at Saint Francis (Pa.).....L, 52-55
 Feb. 26 at Geneva.....W, 71-55
 March 4 Findlay.....W, 99-72
 March 5 Wilmington.....W, 80-59
 March 11 Quincy (Ill.)^.....W, 88-68
 March 12 UW-Platteville^.....W, 74-63
 March 13 Western Illinois^.....L, 67-70

&NAIA Tipoff Tournament
 ^NAIA National Tournament
 (Kansas City, Mo.)

**1958-59
19-9 • NAIA**

Dec. 1 at Kent.....L, 51-53
 Dec. 6 at Eastern Michigan.....W, 71-62
 Dec. 8 at Alliance.....W, 91-58
 Dec. 10 Muskingum.....W, 85-60
 Dec. 13 at Akron.....L, 66-79
 Dec. 15 Culver Stockton.....W, 108-81
 Dec. 18 St. Vincent.....W, 103-72
 Dec. 20 Marietta.....W, 112-56
 Dec. 27 vs. Rockhurst&.....W, 77-71
 Dec. 29 vs. Tennessee State&.....L, 73-103
 Dec. 30 at Quincy (Ill.)&.....L, 90-96
 Jan. 5 Geneva.....W, 96-72
 Jan. 7 Saint Francis (Pa.).....W, 87-78
 Jan. 12 Central State.....W, 84-78
 Jan. 14 Baldwin-Wallace.....W, 106-82
 Jan. 26 at Geneva.....W, 85-83
 Jan. 31 Mount Union.....W, 71-59
 Feb. 2 at Gannon.....W, 88-64
 Feb. 7 at West Virginia Tech.....L, 77-93
 Feb. 14 at Niagara.....L, 64-79
 Feb. 18 at Alliance.....W, 95-63
 Feb. 21 at Saint Francis (Pa.).....L, 80-91
 Feb. 23 Anderson.....L, 69-71
 Feb. 28 at Baldwin-Wallace.....W, 91-80
 March 2 Findlay.....W, 103-65
 March 3 Baldwin-Wallace.....W, 97-77
 March 10 Northern (S.D.) State^.....W, 85-76
 March 11 Tennessee State^.....L, 80-89
 &NAIA Holiday Tournament (Quincy, Ill.)
 ^NAIA National Tournament
 (Kansas City, Mo.)

**1959-60
11-14 • NAIA**

Dec. 1 at Kent State.....L, 81-87
 Dec. 5 Alma.....W, 81-55
 Dec. 12 Baldwin-Wallace.....W, 89-60
 Dec. 14 at Alliance.....W, 75-65
 Dec. 16 St. Vincent.....W, 79-69
 Dec. 19 at St. Francis (Pa.).....L, 66-102
 Dec. 28 vs. Southern Illinois%.....L, 66-85
 Dec. 29 vs. Christian Brothers%.....L, 58-59
 Dec. 30 at Quincy (Ill.)%.....L, 85-89
 Jan. 6 Gannon.....W, 96-59
 Jan. 9 at Alma.....W, 88-51
 Jan. 11 Steubenville.....W, 79-69
 Jan. 13 Kent.....W, 78-73
 Jan. 16 at Baldwin-Wallace.....W, 67-60
 Jan. 23 Kentucky Wesleyan.....L, 72-81
 Jan. 30 at Tennessee State.....L, 76-104
 Feb. 1 Alliance.....L, 58-60
 Feb. 6 at Marietta.....W, 61-50
 Feb. 10 Saint Francis (Pa.).....L, 70-89
 Feb. 13 at St. Vincent.....L, 56-64
 Feb. 15 Tennessee State.....L, 71-94
 Feb. 17 Akron.....L, 76-97
 Feb. 20 at Muskingum.....L, 82-90
 Feb. 22 at Steubenville.....L, 40-42



Bill Johnson led YSU in assists in 1970-71 and 1971-72.

Feb. 24 at Gannon.....W, 68-65
 %NAIA Holiday Tournament (Quincy, Ill.)

**1960-61
21-7 • Division II**

Dec. 1 Ashland.....W, 95-84
 Dec. 3 at Ohio.....L, 74-87
 Dec. 8 Lincoln.....W, 103-61
 Dec. 10 at Villa Madonna.....W, 92-85
 Dec. 14 at St. Vincent.....W, 60-59
 Dec. 17 Marietta.....W, 82-72
 Dec. 19 vs. Morris Harvey%.....W, 104-77
 Dec. 20 at Akron%.....L, 63-79
 Jan. 2 New Hampshire.....W, 89-70
 Jan. 4 Muskingum.....W, 76-59
 Jan. 7 Alderson-Broaddus.....W, 98-82
 Jan. 9 Morris Harvey.....W, 83-74
 Jan. 11 at Central State.....W, 88-72
 Jan. 13 at Steubenville.....W, 58-53
 Jan. 21 at Saint Francis (Pa.).....L, 56-77
 Jan. 26 Gannon.....W, 90-72
 Jan. 28 at Baldwin-Wallace.....L, 64-74
 Feb. 1 Hillsdale.....W, 103-66
 Feb. 4 St. Vincent.....W, 104-67
 Feb. 8 Alliance.....W, 87-51
 Feb. 11 Steubenville.....W, 74-73
 Feb. 13 at Gannon.....W, 84-76
 Feb. 15 Baldwin-Wallace.....W, 82-61
 Feb. 20 Saint Francis (Pa.).....W, 75-71
 Feb. 22 at Alliance.....L, 49-64
 Feb. 27 at DePaul.....L, 55-78
 March 10 vs. Wittenberg^.....L, 28-43
 March 11 vs. S. Carolina State^.....W, 96-82
 %Akron Tournament (Akron, Ohio)
 ^Division II Mid-east Regional
 (Crawfordsville, Ind.)

**1961-62
16-12 • Division II**

Dec. 2 at Ashland.....L, 71-76
 Dec. 4 Alma.....W, 101-64
 Dec. 6 at Geneva.....L, 77-83
 Dec. 9 Villa Madonna.....W, 75-68

Dec. 11 at Alderson-Broaddus.....W, 69-51
 Dec. 14 St. Vincent.....W, 91-72
 Dec. 16 at Saint Francis (Pa.).....L, 63-71
 Jan. 3 Saint Francis (Pa.).....L, 57-73
 Jan. 6 at Gannon.....W, 62-61
 Jan. 8 Akron.....W, 63-46
 Jan. 10 Central State.....W, 72-67
 Jan. 13 Steubenville.....L, 61-68
 Jan. 20 at Muskingum.....W, 74-64
 Jan. 22 Baldwin-Wallace.....W, 61-52
 Jan. 25 at Kentucky Wesleyan.....L, 72-100
 Jan. 27 at Marietta.....L, 79-82
 Jan. 31 Hillsdale.....L, 62-63
 Feb. 3 Ohio.....L, 58-63
 Feb. 7 at Alliance.....L, 63-80
 Feb. 10 at Steubenville.....W, 60-52
 Feb. 12 Geneva.....W, 72-53
 Feb. 14 Gannon.....W, 57-47
 Feb. 17 at St. Vincent.....W, 60-56
 Feb. 19 Alliance.....W, 78-69
 Feb. 21 at Hillsdale.....W, 69-60
 Feb. 26 at Baldwin-Wallace.....L, 64-66
 March 9 vs. Florida A&M^.....L, 60-74
 March 10 vs. Gannon^.....W, 58-52
 ^NCAA Division II Regional (Akron, Ohio)

**1962-63
18-9 • Division II**

Dec. 1 Ashland.....L, 51-66
 Dec. 3 Malone.....W, 64-45
 Dec. 5 Geneva.....W, 66-38
 Dec. 8 at Hillsdale.....W, 76-42
 Dec. 12 Alderson-Broaddus.....W, 83-45
 Dec. 14 at Akron.....L, 55-63
 Dec. 19 at Geneva%.....W, 65-35
 Dec. 20 vs. Steubenville%.....L, 67-73
 Jan. 9 at Steubenville.....L, 45-63
 Jan. 12 St. Vincent.....W, 70-42
 Jan. 19 at Alliance.....L, 66-75
 Jan. 21 Gannon.....W, 53-48
 Jan. 24 Marietta.....W, 88-51
 Jan. 26 Niagara.....L, 65-82
 Jan. 28 Lakeland.....W, 94-72
 Jan. 30 at Geneva.....W, 58-51
 Feb. 2 Hillsdale.....W, 85-46
 Feb. 4 Muskingum.....W, 86-61
 Feb. 7 Baldwin-Wallace.....W, 60-42
 Feb. 9 Steubenville.....W, 77-49
 Feb. 14 Philadelphia Textile.....L, 50-63
 Feb. 16 at St. Vincent.....W, 83-39
 Feb. 18 Alliance.....W, 68-60
 Feb. 22 at Malone.....W, 70-64
 Feb. 26 at Gannon.....L, 70-72
 March 8 vs. Wittenberg^.....L, 31-38
 March 9 vs. Buffalo^.....W, 65-53
 %Geneva Tournament (Beaver Falls, Pa.)
 ^NCAA Division II Regional (Akron, Ohio)

**1963-64
24-3 • Division II**

Nov. 30 Malone.....W, 117-81
 Dec. 2 Hillsdale.....W, 89-47
 Dec. 7 Ashland.....W, 83-49
 Dec. 11 Gannon.....W, 74-44
 Dec. 16 at Geneva%.....W, 84-48
 Dec. 17 vs. Steubenville%.....W, 64-48
 Dec. 21 Illinois Wesleyan.....W, 92-65
 Dec. 28 Akron.....W, 101-82
 Jan. 4 at Marietta.....W, 71-50
 Jan. 8 at St. Vincent.....W, 99-51
 Jan. 11 Lakeland.....W, 127-53
 Jan. 18 at Baldwin-Wallace.....W, 74-63
 Jan. 22 Steubenville.....W, 64-61
 Jan. 25 at Buffalo.....W, 66-64
 Jan. 27 Alderson-Broaddus.....W, 93-53
 Jan. 29 Geneva.....W, 127-71
 Feb. 1 at Central State.....L, 69-75



ALL-TIME SCORES

Table of basketball scores from Feb. 4 to March 7, including games against Lawrence Tech, Gannon, Alliance, St. Vincent, Philadelphia Textile, Niagara, Geneva, Hillsdale, and Ithaca.

1964-65 20-6 • Division II

Table of basketball scores for the 1964-65 season, Dec. 1 to Feb. 24, including games against Ashland, Quincy (Ill), Michigan Lutheran, Hillsdale, Lawrence Tech, Central State, Wooster, Illinois Wesleyan, Maine, Windsor, Baldwin-Wallace, Muskingum, Susquehanna, Steubenville, Gannon, Niagara, Philadelphia Textile, Alliance, Parsons, Steubenville, Alderson-Broadus, Gannon, St. Vincent, Walsh, and Alliance.

1965-66 19-7 • Division II

Table of basketball scores for the 1965-66 season, Dec. 1 to March 5, including games against Ashland, Walsh, Baldwin-Wallace, Michigan Lutheran, Windsor, Muskingum, Hiram, Illinois Wesleyan, Alliance, Niagara, SW Missouri State, Alderson-Broadus, Buffalo State, Susquehanna, Gannon, Walsh, Villa Madonna, Michigan Lutheran, Tennessee State, Alliance, Hillsdale, Windsor, St. Vincent, Gannon, Akron, and Randolph Macon.


1966-67 18-7 • Division II

Table of basketball scores for the 1966-67 season, Dec. 1 to Dec. 10, including games against Alliance, Walsh, and Muskingum.

Table of basketball scores from Dec. 12 to Feb. 25, including games against Texas Southern, San Francisco State, Philadelphia Textile, Hiram, Illinois Wesleyan, Baldwin-Wallace, St. Vincent, Gannon, Buffalo State, Hillsdale, Tennessee State, Michigan Lutheran, Gannon, Alderson-Broadus, Geneva, Central State, Villa Madonna, Cleveland State, Michigan Lutheran, and Walsh.

1967-68 17-8 • Division II

Table of basketball scores for the 1967-68 season, Dec. 2 to Feb. 24, including games against Akron, Villa Madonna, Muskingum, Illinois Wesleyan, Hiram, UW-Oshkosh, Belmont Abbey, Geneva, Alderson-Broadus, Eastern Michigan, Alliance, Michigan Lutheran, Central State, Buffalo State, Eastern Michigan, Gannon, Alliance, Cleveland State, Baldwin-Wallace, St. Vincent, Philadelphia Textile, Gannon, and St. Vincent.



Dave Culliver led YSU in scoring in 1964-65 and 1965-66.

Table of basketball scores for Feb. 27 and March 2, including games against Akron and Hillsdale.

1968-69 19-7 • Division II

Table of basketball scores for the 1968-69 season, Nov. 30 to March 1, including games against St. Vincent, Toronto, Hillsdale, Philadelphia Textile, Hiram, San Francisco State, Illinois Wesleyan, Kenyon, Akron, Baldwin-Wallace, Alliance, Steubenville, Akron, Cleveland State, Michigan Lutheran, St. Norbert, Steubenville, Central State, Gannon, Wayne State, and Gannon.

1969-70 22-5 • Division II

Table of basketball scores for the 1969-70 season, Dec. 3 to March 7, including games against Cleveland State, St. Vincent, Baldwin-Wallace, Westminister, Akron, Hiram, Wisconsin-Oshkosh, Eastern Montana, Illinois Wesleyan, Kenyon, Hillsdale, Alliance, Cleveland State, Westminister, San Francisco State, Geneva, Steubenville, Gannon, Central State, Thomas More, Akron, St. Vincent, Alliance, Steubenville, Gannon, Philadelphia Textile, Cheyney State, and Cheyney State.

1970-71 19-6 • Division II

Table of basketball scores for the 1970-71 season, Dec. 2 to Jan. 14, including games against St. Vincent, Geneva, Westminister, Kenyon, Hiram, Cleveland State, Wisconsin-Oshkosh, Baldwin-Wallace, Akron, San Diego, and Gannon.

Table of basketball scores from Jan. 16 to Feb. 27, including games against Westminister, Steubenville, Akron, Defiance, Alliance, Buffalo State, Cleveland State, Western New England, Hillsdale, Central State, Gannon, Alliance, Steubenville, and St. Vincent.

1971-72 22-7 • Division II

Table of basketball scores for the 1971-72 season, Dec. 4 to March 11, including games against St. Vincent, Geneva, Ohio Wesleyan, Kenyon, Ohio Dominican, Illinois Wesleyan, Western Illinois, Akron, Buffalo State, Walsh, Gannon, Alliance, Cleveland State, Westminister, Defiance, Steubenville, Akron, Walsh, Alliance, Baldwin-Wallace, at Hillsdale, Cleveland State, Steubenville, Gannon, St. Vincent, Pittsburgh, March 9 vs. Gannon, March 10 vs. Cheyney State, and March 11 at Akron.

1972-73 10-13 • Division II

Table of basketball scores for the 1972-73 season, Dec. 2 to Feb. 28, including games against Ohio, Alliance, Cleveland State, San Francisco State, Eastern Montana, Clarion, Alliance, Gannon, Western Illinois, at Cleveland State, Westminister, Walsh, Steubenville, Akron, Philadelphia Textile, Ohio Dominican, Baldwin-Wallace, at Western Illinois, Westminister, Steubenville, Gannon, Hillsdale, and Akron.

1973-74 10-16 • Division II

Table of basketball scores for the 1973-74 season, Dec. 1, including a game against Walsh.



ALL-TIME SCORES

Dec. 8	New Hampshire.....	W, 83-77
Dec. 13	San Francisco State.....	L, 81-84
Dec. 15	Kenyon.....	W, 91-82
Dec. 17	Ohio Dominican.....	W, 97-63
Dec. 19	at Clarion.....	L, 79-94
Dec. 22	St. Mary's (Calif.).....	L, 71-91
Dec. 28	Georgia State&.....	W, 87-79
Dec. 29	Cleveland State&.....	W, 84-81
Jan. 5	at Alliance.....	W, 85-80
Jan. 9	Ashland.....	L, 67-83
Jan. 9	at UW-Milwaukee.....	L, 70-72
Jan. 16	Alliance.....	W, 95-69
Jan. 19	at UW-Milwaukee.....	L, 75-90
Jan. 23	at Steubenville.....	L, 34-47
Jan. 26	Akron.....	L, 70-79
Jan. 30	at Philadelphia Textile.....	W, 93-76
Feb. 2	at Akron.....	W, 78-69
Feb. 5	at Mount Union.....	L, 89-105
Feb. 9	Buffalo.....	W, 90-89
Feb. 13	at Cleveland State.....	L, 93-99
Feb. 16	Pittsburgh.....	L, 71-91
Feb. 20	at Gannon.....	L, 77-90
Feb. 23	Steubenville.....	L, 50-53
Feb. 27	at Ashland.....	L, 84-98
March 2	Gannon.....	L, 70-74
& YSU Holiday Classic		
1974-75		
19-9 • Division II		
Nov. 30	Kenyon.....	W, 96-46
Dec. 7	Southern California.....	W, 107-66
Dec. 14	New Hampshire.....	W, 121-46
Dec. 17	Mount Union.....	W, 79-76
Dec. 21	Calif.-Hayward.....	W, 99-78
Dec. 27	Missouri-Rolla&.....	W, 70-68
Dec. 28	Samford&.....	W, 83-77
Jan. 4	at Nebraska-Omaha.....	L, 97-100
Jan. 8	at Pittsburgh.....	L, 62-86
Jan. 11	Philadelphia Textile.....	W, 69-61
Jan. 13	at Walsh.....	W, 78-69
Jan. 15	Alliance.....	W, 112-62
Jan. 18	Ashland.....	W, 96-80
Jan. 22	at Alliance.....	W, 96-85

Jan. 25	Gannon.....	W, 60-58
Jan. 29	at Steubenville.....	W, 95-88
Feb. 1	Akron.....	L, 61-65
Feb. 3	at Hillsdale.....	W, 88-84
Feb. 5	at Ashland.....	W, 71-64
Feb. 8	at Buffalo.....	W, 100-98
Feb. 12	at Akron.....	L, 55-70
Feb. 15	Cleveland State.....	L, 89-93
Feb. 19	at Gannon.....	L, 64-75
Feb. 22	Nebraska-Omaha.....	L, 76-80
Feb. 26	Steubenville.....	W, 80-73
March 1	Georgia State.....	W, 82-57
March 7	vs. Saint Joseph's (Ind.)^.....	L, 78-96
March 8	at Eastern Illinois^.....	L, 80-86
& YSU Holiday Classic ^NCAA Great Lakes Regional (Charleston, Ill.)		

1975-76		
17-9 • Division II		
Nov. 29	Hillsdale.....	W, 82-60
Dec. 3	Mount Union.....	W, 71-66
Dec. 12	IUPUI.....	W, 78-61
Dec. 16	Kenyon.....	W, 73-56
Dec. 19	SIU-Edwardsville&.....	W, 79-62
Dec. 20	Akron&.....	L, 62-64
Jan. 7	at Westminster.....	W, 67-53
Jan. 9	Northern Kentucky.....	L, 81-82
Jan. 10	at Philadelphia Textile.....	L, 64-76
Jan. 17	Akron.....	W, 58-57
Jan. 19	at Steubenville.....	W, 86-76
Jan. 21	Walsh.....	W, 94-70
Jan. 24	Nebraska-Omaha.....	L, 54-63
Jan. 28	Wilberforce.....	W, 108-72
Jan. 31	Steubenville.....	L, 66-68
Feb. 4	at Gannon.....	W, 77-64
Feb. 7	at Nebraska-Omaha.....	L, 55-68
Feb. 11	at Akron.....	L, 55-73
Feb. 14	Ashland.....	W, 60-55
Feb. 16	at Buffalo State.....	W, 71-66
Feb. 21	Gannon.....	W, 86-79
Feb. 23	at Northern Kentucky.....	W, 85-70
Feb. 25	Alliance.....	W, 95-59
Feb. 28	Westminster.....	W, 69-56
March 1	at Ashland.....	L, 67-72
March 3	at Cleveland State.....	L, 86-88
& YSU Holiday Classic		

1976-77		
22-7 • Division II		
Nov. 27	Kenyon.....	W, 71-66
Dec. 1	Walsh.....	W, 100-74
Dec. 11	at Mount Union.....	W, 72-65
Dec. 15	at Alliance.....	W, 95-68
Dec. 17	CCNY&.....	W, 86-53
Dec. 18	Saint Joseph's (Ind.)&.....	W, 99-73
Dec. 21	Pittsburgh.....	W, 78-73
Jan. 5	Northern Iowa.....	W, 48-46
Jan. 8	Philadelphia Textile.....	W, 62-60
Jan. 10	at Dayton.....	L, 59-83
Jan. 12	Steubenville.....	W, 84-71
Jan. 15	Akron.....	L, 56-61
Jan. 17	at Northern Kentucky.....	L, 65-81
Jan. 19	Ashland.....	W, 67-63
Jan. 22	Buffalo State.....	L, 66-72
Jan. 26	Northern Kentucky.....	W, 69-67
Jan. 29	Wright State.....	W, 73-71
Feb. 2	at Steubenville.....	W, 72-63
Feb. 5	Buffalo.....	W, 84-79
Feb. 8	at Gannon.....	L, 68-85
Feb. 12	IUPUI.....	W, 76-67
Feb. 14	at Westminster.....	W, 54-53
Feb. 16	Maine.....	W, 77-68
Feb. 19	Gannon.....	W, 82-78
Feb. 23	Cleveland State.....	W, 90-65
Feb. 26	at Akron.....	W, 84-80
March 1	at Ashland.....	L, 72-73

March 7	Randolph-Macon^.....	L, 68-71
March 8	Bellarmine^.....	W, 81-79
& YSU Holiday Classic ^NCAA Great Lakes Regional		

1977-78		
16-9 • Division II		
Nov. 26	Saginaw Valley.....	W, 68-67
Dec. 3	at Ohio.....	L, 64-67
Dec. 10	IUPUI.....	W, 88-49
Dec. 14	at Maine.....	L, 74-88
Dec. 17	W. Virginia Wesleyan.....	W, 68-61
Dec. 20	Bellarmine.....	L, 63-70
Dec. 28	Buffalo State&.....	W, 70-60
Dec. 29	Baltimore&.....	W, 71-56
Jan. 4	Clarion.....	W, 71-63
Jan. 7	Steubenville.....	W, 96-60
Jan. 10	at Philadelphia Textile.....	L, 65-73
Jan. 14	Akron.....	W, 101-81
Jan. 16	at Northern Iowa.....	L, 65-77
Jan. 18	Ashland.....	W, 101-80
Jan. 21	at Gannon.....	W, 62-61
Jan. 23	at Steubenville.....	W, 90-55
Jan. 25	Northern Kentucky.....	W, 75-68
Jan. 28	at Wright State.....	L, 59-60
Feb. 4	at Akron.....	W, 91-78
Feb. 7	at Buffalo.....	L, 85-87
Feb. 11	Mankato State.....	W, 87-75
Feb. 14	at Bellarmine.....	W, 68-63
Feb. 18	Gannon.....	L, 57-61
Feb. 23	at Cleveland State.....	L, 56-57
Feb. 28	at Ashland.....	W, 56-51
& YSU Holiday Classic		


1978-79		
13-13 • 4-6 Mid-Con • Div. II		
Dec. 2	UM-Eastern Shore.....	W, 78-70
Dec. 9	Mount Union.....	W, 91-78
Dec. 16	Ohio.....	L, 71-86
Dec. 20	Wright State.....	L, 55-75
Dec. 29	Delaware State&.....	W, 69-52
Dec. 30	Saint Francis (Pa.)&.....	L, 67-70
Jan. 3	Bellarmine.....	W, 81-74
Jan. 6	Akron*.....	W, 53-51
Jan. 8	at Northern Kentucky.....	W, 69-60
Jan. 11	Eastern Illinois*.....	L, 57-67
Jan. 13	Western Illinois*.....	W, 75-65
Jan. 15	at Westminster.....	L, 50-59
Jan. 17	Ashland.....	L, 102-107
Jan. 22	at Gannon.....	L, 58-77
Jan. 25	Northern Michigan*.....	L, 68-75
Jan. 27	Northern Iowa*.....	L, 65-75
Jan. 31	Philadelphia Textile.....	W, 66-56
Feb. 3	at Akron*.....	L, 47-61
Feb. 8	at Western Illinois*.....	L, 77-78
Feb. 10	at Eastern Illinois*.....	L, 64-80
Feb. 14	Buffalo.....	W, 67-53
Feb. 17	Gannon.....	W, 89-59
Feb. 22	at Northern Iowa*.....	W, 63-61
Feb. 24	at Northern Michigan*.....	W, 58-48
Feb. 27	at Ashland.....	W, 112-73
March 1	Cleveland State.....	L, 70-74
& YSU Holiday Classic * Mid-Continent Conference Game		

1979-80		
17-10 • 2-6 Mid-Con • Div. II		
Dec. 1	Steubenville.....	W, 99-81
Dec. 8	St. Vincent.....	W, 74-56
Dec. 10	at Buffalo.....	W, 59-57
Dec. 12	UM-Eastern Shore.....	W, 79-66
Dec. 15	Akron.....	W, 87-53
Dec. 18	at Bellarmine.....	L, 85-95
Dec. 22	at Ohio.....	W, 72-68
Jan. 3	Northern Kentucky.....	W, 88-77
Jan. 5	at Gannon.....	W, 65-62

Jan. 8	at Akron.....	W, 80-67
Jan. 12	Westminster.....	W, 65-49
Jan. 14	at Philadelphia Textile.....	W, 76-65
Jan. 17	Ashland.....	W, 83-81
Jan. 19	Cheyney State.....	W, 69-57
Jan. 24	at Northern Michigan*.....	L, 69-90
Jan. 26	at Northern Iowa*.....	W, 72-69
Jan. 31	Eastern Illinois*.....	W, 70-60
Feb. 2	Western Illinois*.....	L, 73-77
Feb. 7	at Western Illinois*.....	L, 65-68
Feb. 9	at Eastern Illinois*.....	L, 67-86
Feb. 14	Gannon.....	L, 65-71
Feb. 16	at Steubenville.....	L, 65-71
Feb. 18	at Wright State.....	L, 61-72
Feb. 21	Northern Iowa*.....	L, 65-70
Feb. 23	Northern Michigan*.....	L, 73-82
Feb. 26	at Ashland.....	L, 74-82
Feb. 28	at Cleveland State.....	W, 77-72
*Mid-Continent Conference Game		

1980-81		
13-13 • 3-3 Mid-Con • Div. II		
Dec. 3	UM-Eastern Shore.....	L, 56-66
Dec. 6	at St. Vincent.....	W, 75-57
Dec. 13	Ohio.....	W, 93-85
Dec. 16	at Akron.....	L, 67-85
Dec. 20	Western Illinois*.....	W, 78-73
Jan. 3	Bellarmine.....	L, 77-78
Jan. 7	at West Virginia.....	L, 59-81
Jan. 10	at Northern Michigan*.....	L, 67-77
Jan. 12	at Westminster.....	L, 70-74
Jan. 14	Ashland.....	W, 70-67
Jan. 17	Gannon.....	W, 56-52
Jan. 22	at Western Illinois*.....	L, 66-80
Jan. 24	at Eastern Illinois*.....	L, 70-72
Jan. 28	Philadelphia Textile.....	W, 43-42
Jan. 31	Northern Michigan*.....	W, 66-62
Feb. 4	Wright State.....	L, 59-66
Feb. 7	Cheyney State.....	L, 66-74
Feb. 9	at Tennessee Tech.....	L, 59-61
Feb. 14	Eastern Illinois*.....	W, 70-63
Feb. 16	at Cleveland State.....	L, 63-94
Feb. 19	at Gannon.....	W, 52-47
Feb. 21	Tennessee Tech.....	W, 69-59
Feb. 23	at Ashland.....	W, 89-85
Feb. 25	Akron.....	W, 78-64
Feb. 28	Cleveland State.....	L, 56-59
March 2	at Northern Kentucky.....	W, 81-77
*Mid-Continent Conference Game		

1981-82		
8-18 • 5-11 Ohio Valley		
Nov. 28	Westminster.....	L, 66-68
Dec. 2	Gannon.....	W, 65-57
Dec. 5	at Delaware State.....	L, 51-67
Dec. 10	at Austin Peay*.....	W, 66-50
Dec. 12	at Murray State*.....	L, 63-67
Dec. 17	Eastern Kentucky*.....	W, 68-57
Dec. 19	Morehead State*.....	L, 62-69
Dec. 21	at Missouri.....	L, 60-97
Jan. 5	at Bellarmine.....	L, 61-64
Jan. 7	at Tennessee Tech*.....	W, 76-60
Jan. 9	at Middle Tennessee*.....	L, 56-73
Jan. 13	West Virginia.....	L, 60-62
Jan. 16	at Akron*.....	L, 62-64
Jan. 21	Cleveland State.....	W, 67-55
Jan. 23	Western Kentucky*.....	L, 59-66
Jan. 28	at Eastern Kentucky*.....	W, 86-75
Jan. 30	at Morehead State*.....	L, 60-71
Feb. 1	at Wright State.....	L, 74-85
Feb. 4	Tennessee Tech*.....	L, 49-66
Feb. 6	Middle Tennessee*.....	L, 67-73
Feb. 10	Delaware State.....	W, 72-47
Feb. 13	Akron*.....	L, 61-78
Feb. 18	at Western Kentucky*.....	L, 51-63
Feb. 20	at Cleveland State.....	L, 71-91
Feb. 25	Austin Peay*.....	W, 65-51



Bruce Alexander was a standout from 1978 to 1983.



Feb. 27 Murray State*.....L, 66-69
*Ohio Valley Conference Game

1982-83

15-12 • 5-9 Ohio Valley

Nov. 27 vs. Columbia%.....W, 55-51
Nov. 28 vs. UNC-Wilmington%.....W, 58-52
Dec. 1 at West Virginia.....L, 79-105
Dec. 4 Bellarmine.....W, 96-79
Dec. 9 UM-Eastern Shore.....W, 72-63
Dec. 11 Hiram.....W, 101-75
Dec. 16 at Ohio State.....L, 53-81
Dec. 18 Delaware State.....W, 70-68
Dec. 20 Tennessee Tech*.....L, 74-76
Jan. 7 at Murray State*.....L, 83-92
Jan. 8 at Middle Tennessee*.....W, 73-66
Jan. 10 at Detroit.....L, 72-73
Jan. 12 at Cleveland State.....W, 65-57
Jan. 15 Austin Peay*.....W, 75-70
Jan. 21 at Eastern Kentucky*.....L, 78-83
Jan. 22 at Morehead State*.....L, 74-90
Jan. 29 Akron*.....L, 66-68
Feb. 4 Murray State*.....L, 74-79
Feb. 5 MTSU*.....W, 73-72
Feb. 10 at Austin Peay*.....W, 73-72
Feb. 12 Cleveland State.....W, 99-11
Feb. 14 at Delaware State.....W, 89-86
Feb. 18 Eastern Kentucky*.....L, 69-75
Feb. 19 Morehead State*.....L, 70-75
Feb. 23 at Gannon.....W, 58-56
Feb. 26 at Akron*.....W, 52-48
March 5 at Tennessee Tech*.....L, 57-70
*Utica Matt's Classic (Utica, N.Y.)
*Ohio Valley Conference Game

1983-84

18-11 • 9-5 Ohio Valley

Nov. 26 Ferris State.....W, 87-60
Dec. 1 Ohio Dominican.....W, 104-37
Dec. 3 LaSalle.....W, 81-76
Dec. 8 vs. Auburn%.....L, 52-78
Dec. 9 vs. Florida A&M%.....W, 84-69
Dec. 12 at Dayton.....L, 64-73
Dec. 15 Hiram.....W, 85-61
Dec. 17 at Purdue.....L, 54-65
Dec. 19 vs. Butler%.....W, 90-79
Dec. 20 at Ball State%.....W, 64-63
Jan. 6 Akron*.....W, 80-51
Jan. 12 Austin Peay*.....W, 73-63
Jan. 14 Murray State*.....W, 59-57
Jan. 18 Utica.....L, 67-68
Jan. 19 at Middle Tennessee*.....W, 59-57
Jan. 21 at Tennessee Tech*.....L, 72-77
Jan. 26 Morehead State*.....L, 77-88
Jan. 28 Eastern Kentucky*.....W, 75-61
Feb. 1 UNC-Wilmington.....W, 79-67
Feb. 4 at Akron*.....W, 74-72
Feb. 9 at Morehead State*.....L, 64-88
Feb. 11 at Eastern Kentucky*.....L, 46-47
Feb. 16 at Austin Peay*.....W, 62-57
Feb. 18 at Murray State*.....L, 62-83
Feb. 23 Middle Tennessee*.....W, 75-64
Feb. 24 Tennessee Tech*.....W, 80-64
March 1 at UNC-Wilmington.....L, 43-72
March 9 Tennessee Tech*.....W, 63-55
March 10 at Morehead State*.....L, 44-47
&Colonial Bank Classic (Mobile, Ala.)
%Cardinal Varsity Club Classic (Muncie, Ind.)
*Ohio Valley Conference Game
^Ohio Valley Conference Tournament (Morehead, Ky.)

1984-85

19-11 • 8-6 Ohio Valley


Nov. 26 Brooklyn.....W, 71-58
Nov. 30 vs. Alabama State%.....W, 81-55

Dec. 1 at Northern Iowa%.....W, 70-57
Dec. 3 Wooster.....W, 80-64
Dec. 5 at Michigan.....L, 73-103
Dec. 8 at Tulsa.....L, 49-67
Dec. 15 South Alabama.....W, 74-73
Dec. 18 at South Florida.....L, 56-63
Dec. 20 at Alabama.....L, 69-88
Dec. 22 Eastern Michigan.....L, 70-74
Dec. 27 Cleveland State.....W, 70-63
Dec. 29 at Bellarmine.....W, 86-84
Jan. 5 at Akron*.....W, 75-61
Jan. 12 at Austin Peay*.....L, 72-74
Jan. 14 at Murray State*.....L, 62-66
Jan. 16 Hiram.....W, 58-56
Feb. 11 Middle Tennessee*.....W, 57-56
Jan. 21 Tennessee Tech*.....W, 68-67
Jan. 26 at Morehead State*.....L, 65-67
Jan. 27 at Eastern Kentucky*.....L, 61-74
Feb. 2 Akron*.....W, 73-67
Feb. 9 Morehead State*.....W, 71-65
Feb. 11 Eastern Kentucky*.....W, 61-60
Feb. 16 Austin Peay*.....W, 80-64
Feb. 18 Murray State*.....W, 59-57
Feb. 23 at MTSU*.....W, 82-76
Feb. 25 at Tennessee Tech*.....L, 54-64
Feb. 28 vs. Morehead State*.....W, 79-74
March 1 vs. Eastern Kentucky^.....W, 95-61
March 2 at Middle Tennessee^.....L, 63-66
%UNI-Dome Classic (Cedar Falls, Iowa)
*Ohio Valley Conference Game
^Ohio Valley Conference Tournament (Murfreesboro, Tenn.)

1985-86

12-16 • 8-6 Ohio Valley

Nov. 23 Clarion.....W, 85-69
Nov. 25 at Eastern Michigan.....L, 77-87
Nov. 30 at Saint Louis.....L, 58-76
Dec. 2 at Cleveland State.....L, 69-101
Dec. 4 at Michigan.....L, 42-56



Ray Robinson led YSU to within one game of the NCAA Tournament in 1984-85.

Dec. 8 St. Mary's (Mich.).....W, 95-51
Dec. 14 Northern Iowa.....W, 64-62
Dec. 17 at South Alabama.....L, 63-69
Dec. 20 vs. Georgia Southern#.....L, 59-61
Dec. 21 vs. North Texas State#.....L, 72-85
Dec. 28 Central Michigan.....L, 68-69
Dec. 30 Morgan State.....W, 88-64
Jan. 4 Akron*.....L, 62-64
Jan. 11 Morehead State*.....W, 75-48
Jan. 13 Eastern Kentucky*.....W, 75-69
Jan. 18 at Murray State*.....L, 74-82
Jan. 20 at Austin Peay*.....L, 66-74
Jan. 25 at Middle Tennessee*.....L, 70-84
Jan. 27 at Tennessee Tech*.....L, 55-67
Feb. 1 at Akron*.....W, 65-62
Feb. 3 Saint Louis.....L, 61-78
Feb. 8 Tennessee Tech*.....W, 63-55
Feb. 10 Middle Tennessee*.....W, 72-61
Feb. 15 at Eastern Kentucky*.....W, 67-54
Feb. 17 at Morehead State*.....L, 81-87
Feb. 22 Austin Peay*.....W, 64-60
Feb. 24 Murray State*.....W, 58-56
March 3 Tennessee Tech^.....L, 68-71
#Rajun Cajun Bayou Classic (Lafayette, La.)
*Ohio Valley Conference Game
^Ohio Valley Conference Tournament

1986-87

11-17 • 4-10 Ohio Valley

Nov. 28 vs. Marist%.....W, 56-52
Nov. 29 at St. John's%.....L, 65-75
Dec. 1 Slippery Rock.....W, 86-73
Dec. 5 Florida A&M%.....W, 76-68
Dec. 6 Bucknell%.....W, 77-70
Dec. 13 Cleveland State.....L, 73-87
Dec. 15 at South Alabama.....L, 63-72
Dec. 17 at Ohio.....L, 63-82
Dec. 22 Ashland.....W, 85-76
Dec. 27 South Carolina State.....W, 84-64
Jan. 3 at Akron*.....L, 46-60
Jan. 10 at Morehead State*.....L, 73-111
Jan. 12 at Eastern Kentucky*.....L, 66-69
Jan. 17 Murray State*.....L, 58-61
Jan. 19 Austin Peay*.....L, 68-74
Jan. 24 Middle Tennessee*.....L, 88-93
Jan. 26 Tennessee Tech*.....W, 115-87
Jan. 28 Wright State.....W, 99-90
Jan. 31 Akron*.....W, 71-68
Feb. 2 Saint Louis.....L, 76-85
Feb. 4 at Detroit.....L, 62-64
Feb. 7 at Akron*.....W, 74-65
Feb. 9 at Middle Tennessee*.....L, 79-88
Feb. 14 Eastern Kentucky*.....L, 80-93
Feb. 16 Morehead State*.....W, 69-68
Feb. 21 at Austin Peay*.....L, 89-106
Feb. 23 at Murray State*.....L, 68-77
March 2 at Akron^.....L, 74-103
^Joe Lapchick Tournament (Jamaica, N.Y.)
&YSU Holiday Classic
*Ohio Valley Conference Game
^Ohio Valley Conference Tournament

1987-88

7-21 • 2-12 Ohio Valley

Nov. 28 Wooster.....W, 61-58
Dec. 4 at Marshall%.....L, 65-79
Dec. 5 vs. SE Louisiana%.....W, 54-51
Dec. 13 at Cleveland State.....L, 75-103
Dec. 15 Ohio.....L, 60-68
Dec. 17 at Central Michigan.....L, 59-89
Dec. 19 Tennessee State*.....W, 66-65
Dec. 29 Eastern Washington&.....W, 48-47
Dec. 30 Radford&.....W, 73-64
Jan. 4 Detroit.....W, 67-63
Jan. 9 Akron.....L, 61-80
Jan. 16 Middle Tennessee*.....L, 61-78
Jan. 18 Tennessee Tech*.....L, 59-79

Jan. 20 Wright State.....L, 63-93
Jan. 23 at Morehead State*.....W, 67-64
Jan. 25 at Eastern Kentucky*.....L, 55-83
Jan. 28 at Saint Louis.....L, 52-74
Jan. 30 Murray State*.....L, 62-87
Feb. 1 Austin Peay*.....L, 68-78
Feb. 6 at Akron.....L, 59-90
Feb. 13 at Austin Peay*.....L, 54-91
Feb. 15 at Murray State*.....L, 64-71
Feb. 20 at Tennessee Tech*.....L, 71-81
Feb. 22 at Middle Tennessee*.....L, 58-78
Feb. 24 at Tennessee State*.....L, 65-90
Feb. 27 Eastern Kentucky*.....L, 77-83
Feb. 29 Morehead State*.....L, 85-87
March 7 at Middle Tennessee^.....L, 76-81
%M.M.I. Tournament (Huntington, W. Va.)
&YSU Holiday Classic
*Ohio Valley Conference Game
^Ohio Valley Conference Tournament

1988-89

5-23 Independent

Nov. 26 Clarion.....L, 71-73
Nov. 29 at Minnesota.....L, 64-97
Dec. 3 Bowling Green.....L, 68-74
Dec. 10 Cleveland State.....L, 90-97
Dec. 15 at Central Michigan.....L, 63-79
Dec. 17 at Northern Iowa.....L, 79-109
Dec. 19 at Ohio.....L, 86-90
Dec. 21 at Michigan.....L, 72-121
Dec. 29 Prairie View A&M%.....L, 74-84
Dec. 30 Houston Baptist&.....W, 81-72
Jan. 4 Saint Louis.....L, 64-77
Jan. 7 at Tennessee State.....L, 78-82
Jan. 11 Liberty.....L, 71-72
Jan. 14 Chicago State.....L, 62-65
Jan. 16 at Akron.....L, 73-97
Jan. 18 at Clemson.....L, 74-104
Jan. 21 at South Carolina.....L, 78-92
Jan. 25 at Brooklyn.....W, 83-70
Jan. 30 Hiram.....W, 97-74
Feb. 4 Akron.....L, 73-99
Feb. 6 Kenyon.....W, 90-43
Feb. 11 at Eastern Michigan.....L, 86-108
Feb. 15 at Detroit.....L, 67-91
Feb. 18 Brooklyn.....W, 67-45
Feb. 23 at Chicago State.....L, 63-69
Feb. 25 at Western Michigan.....L, 71-98
March 1 at Wright State.....L, 90-104
March 4 UMKC.....L, 74-77
&YSU Holiday Classic

1989-90

8-20 Independent

Nov. 25 Slippery Rock.....L, 90-96
Nov. 29 Thiel.....W, 80-59
Dec. 2 at Bowling Green.....L, 76-97
Dec. 9 at Robert Morris.....L, 74-92
Dec. 11 Valparaiso.....W, 89-71
Dec. 15 at Morehead State.....L, 74-90
Dec. 18 Ohio.....L, 95-96
Dec. 21 Nicholls State&.....W, 93-79
Dec. 22 Central Michigan&.....L, 66-67
Dec. 30 at Minnesota.....L, 57-97
Jan. 2 at Saint Francis (Pa.).....L, 85-97
Jan. 6 Akron.....L, 61-90
Jan. 10 at Cleveland State.....L, 67-83
Jan. 13 Wright State.....L, 80-90
Jan. 15 at Detroit.....L, 77-94
Jan. 20 at Chicago State.....L, 64-82
Jan. 22 at UMKC.....L, 72-81
Jan. 27 UM-Baltimore County.....W, 90-86
Jan. 29 Northeastern Illinois.....W, 95-79
Feb. 3 at Akron.....L, 68-71
Feb. 5 Saint Francis (Pa.).....W, 95-85
Feb. 10 at Wright State.....L, 74-94



ALL-TIME SCORES

Feb. 12 UW-Milwaukee L, 57-63
 Feb. 17 Western Michigan..... L, 80-91
 Feb. 19 Chicago State..... W, 78-47
 Feb. 24 at Liberty..... L, 72-76
 Feb. 26 at UMKC..... W, 85-83
 March 3 Eastern Michigan..... L, 71-82
 &YSU Holiday Classic

1990-91

12-16 Independent

Nov. 24 Bluffton..... W, 108-73
 Nov. 28 Point Park..... W, 127-65
 Dec. 1 at Ohio State..... L, 67-112
 Dec. 8 Robert Morris..... W, 80-68
 Dec. 10 at Valparaiso..... L, 65-68
 Dec. 15 Wright State..... L, 94-109
 Dec. 17 at Ohio..... L, 70-85
 Dec. 21 Alabama State..... W, 89-87
 Dec. 22 Delaware State..... L, 96-104
 Dec. 29 St. Vincent..... W, 83-68
 Jan. 5 Minnesota..... L, 11-95
 Jan. 9 Cleveland State..... L, 87-91
 Jan. 12 Chicago State..... W, 97-81
 Jan. 14 UW-Milwaukee..... L, 72-74
 Jan. 19 at NE Illinois..... W, 105-101
 Jan. 23 Akron..... L, 66-71
 Jan. 28 Kenyon..... W, 94-85
 Jan. 31 at The Citadel..... L, 101-102
 Feb. 2 at Coastal Carolina..... L, 66-79
 Feb. 7 at UW-Milwaukee..... W, 82-74
 Feb. 9 at Chicago State..... L, 94-95
 Feb. 13 at Bowling Green..... L, 64-79
 Feb. 16 NE Illinois..... W, 102-69
 Feb. 18 at Akron..... L, 70-75
 Feb. 20 Morehead State..... W, 106-96
 Feb. 23 at Towson State..... L, 75-80
 March 2 at Liberty..... W, 80-77
 March 5 at Wright State..... L, 71-107
 &YSU Holiday Classic

1991-92

6-22 Independent

Nov. 23 Messiah..... W, 54-53
 Nov. 25 Dyke..... W, 72-49
 Nov. 30 Ohio..... L, 62-72
 Dec. 2 at Minnesota..... L, 59-98
 Dec. 7 at Robert Morris..... L, 64-75
 Dec. 13 Buffalo..... W, 76-72
 Dec. 14 Western Illinois..... L, 59-65
 Dec. 16 at Coppin State..... L, 59-76
 Dec. 21 Radford..... W, 75-70
 Dec. 28 Tennessee State..... W, 81-73
 Dec. 30 Wright State..... L, 81-95
 Jan. 4 Towson State..... L, 52-67
 Jan. 11 Coppin State..... L, 65-84
 Jan. 15 Bowling Green..... L, 45-65
 Jan. 18 Northeastern Illinois..... L, 60-72
 Jan. 23 at Akron..... L, 67-80
 Jan. 25 at Air Force..... L, 57-83
 Jan. 29 at Detroit..... L, 64-91
 Feb. 1 UW-Milwaukee..... L, 62-72
 Feb. 5 at Wright State..... L, 73-91
 Feb. 8 at Radford..... L, 58-70
 Feb. 10 at Drexel..... L, 63-73
 Feb. 15 at NE Illinois..... L, 71-74
 Feb. 20 Akron..... L, 67-73
 Feb. 22 Pittsburgh-Johnstown..... L, 74-78
 Feb. 24 Pittsburgh-Bradford..... W, 107-68
 Feb. 29 at UW-Milwaukee..... L, 55-71
 March 4 at Cleveland State..... L, 70-93
 &YSU Holiday Classic

1992-93

3-23 • 2-14 Mid-Con

Dec. 3 Air Force..... W, 82-78
 Dec. 5 at Northwestern..... L, 57-87
 Dec. 12 at Akron..... L, 66-82

Dec. 19 Drexel..... L, 62-75
 Dec. 23 at St. Peter's..... L, 68-81
 Dec. 29 at Georgia Tech..... L, 85-105
 Jan. 2 Akron..... L, 59-65
 Jan. 5 St. Peter's..... L, 67-79
 Jan. 9 Western Illinois*..... W, 79-63
 Jan. 11 Eastern Illinois*..... L, 75-76
 Jan. 16 UW-Green Bay*..... L, 62-81
 Jan. 18 Northern Illinois*..... L, 82-88
 Jan. 20 Buffalo..... W, 104-89
 Jan. 23 at Cleveland State*..... L, 48-88
 Jan. 25 at Wright State*..... L, 65-100
 Jan. 30 at Valparaiso*..... L, 76-85
 Feb. 1 at Illinois-Chicago*..... L, 71-89
 Feb. 6 Wright State*..... L, 87-95
 Feb. 10 at Buffalo..... L, 64-76
 Feb. 13 at Western Illinois*..... L, 78-92
 Feb. 15 at Eastern Illinois*..... L, 76-82
 Feb. 18 Valparaiso*..... L, 72-93
 Feb. 20 Illinois-Chicago*..... L, 74-88
 Feb. 22 Cleveland State*..... L, 78-96
 Feb. 27 at UW-Green Bay*..... L, 47-67
 March 1 at Northern Illinois*..... L, 80-84
 *Mid-Continent Conference Game

1993-94

5-21 • 3-15 Mid-Con

Nov. 27 at Pittsburgh..... L, 66-112
 Dec. 11 at Akron..... L, 47-52
 Dec. 15 Northwestern..... L, 70-86
 Dec. 18 at Cincinnati..... L, 55-95
 Dec. 20 at Ohio..... L, 42-85
 Dec. 29 Central Connecticut..... W, 80-62
 Jan. 8 at Eastern Illinois*..... W, 68-57
 Jan. 10 at Wright State*..... L, 73-79
 Jan. 12 Buffalo..... W, 86-78
 Jan. 15 UW-Green Bay*..... L, 67-69
 Jan. 17 UW-Milwaukee*..... L, 71-83
 Jan. 22 at Illinois-Chicago*..... L, 75-95
 Jan. 24 at Valparaiso*..... L, 84-93
 Jan. 27 Cleveland State*..... W, 67-64
 Jan. 29 Northern Illinois*..... W, 77-66
 Jan. 31 Western Illinois*..... L, 63-71
 Feb. 5 at UW-Green Bay*..... L, 58-69
 Feb. 7 at UW-Milwaukee*..... L, 70-79
 Feb. 10 at Buffalo..... L, 60-64
 Feb. 12 Eastern Illinois*..... L, 67-69
 Feb. 14 Wright State*..... L, 78-88
 Feb. 19 at Northern Illinois*..... L, 57-84
 Feb. 21 at Western Illinois*..... L, 65-69
 Feb. 24 at Cleveland State*..... L, 72-77
 Feb. 26 Illinois-Chicago*..... L, 82-84
 Feb. 28 Valparaiso*..... L, 55-70
 *Mid-Continent Conference Game

1994-95

18-10 • 10-8 Mid-Con

Nov. 30 Wilmington..... W, 59-33
 Dec. 10 Akron..... W, 69-53
 Dec. 13 at Northwestern..... L, 62-71
 Dec. 16 vs. Murray State..... W, 53-48
 Dec. 17 at Wright State..... W, 62-56
 Dec. 20 at Niagara..... W, 78-61
 Dec. 30 Thomas More..... W, 79-54
 Jan. 3 at NE Illinois*..... L, 49-58
 Jan. 5 at Chicago State*..... L, 73-83
 Jan. 7 Central Connecticut*..... L, 69-73
 Jan. 9 Troy State*..... W, 83-65
 Jan. 14 Buffalo*..... W, 70-63
 Jan. 16 Robert Morris..... W, 61-59
 Jan. 21 Western Illinois*..... W, 72-54
 Jan. 23 UMKC*..... W, 67-52
 Jan. 28 at Eastern Illinois*..... W, 74-72
 Jan. 30 at Valparaiso*..... L, 58-72
 Feb. 4 Chicago State*..... L, 88-90
 Feb. 6 NE Illinois*..... W, 71-50
 Feb. 11 at Troy State*..... W, 74-69

Feb. 13 at Central Connecticut*..... W, 63-60
 Feb. 18 at Buffalo*..... L, 72-75
 Feb. 23 at UMKC*..... W, 69-63
 Feb. 25 at Western Illinois*..... L, 75-87
 Feb. 27 Valparaiso*..... W, 79-75
 March 1 Eastern Illinois*..... L, 81-87
 March 3 Troy State^..... W, 90-83
 March 4 at Valparaiso^..... L, 52-77
 -USAir Classic (Dayton, Ohio)
 *Mid-Continent Conference Game
 ^Mid-Continent Tournament

1995-96

12-15 • 7-11 Mid-Con

Nov. 28 at Northwestern..... L, 61-67
 Dec. 2 Wash & Jefferson..... W, 84-44
 Dec. 10 Kenyon..... W, 84-58
 Dec. 12 Cleveland State..... W, 59-49
 Dec. 16 at Maine..... L, 54-70
 Dec. 19 at Wright State..... L, 66-74
 Dec. 21 at Robert Morris..... W, 66-59
 Dec. 30 Niagara..... W, 69-60
 Jan. 2 at Buffalo*..... L, 56-60
 Jan. 6 at Western Illinois*..... L, 60-64
 Jan. 8 at UMKC*..... W, 66-55
 Jan. 13 NE Illinois*..... L, 54-56
 Jan. 15 Chicago State*..... W, 89-59
 Jan. 20 at Eastern Illinois*..... L, 68-74
 Jan. 22 at Valparaiso*..... L, 63-73
 Jan. 27 Troy State*..... W, 90-80
 Jan. 29 Central Connecticut*..... L, 65-79
 Feb. 1 Buffalo*..... L, 51-53
 Feb. 3 UMKC*..... L, 59-69
 Feb. 5 Western Illinois*..... W, 73-48
 Feb. 10 at Chicago State*..... W, 87-75
 Feb. 12 at NE Illinois*..... L, 62-76
 Feb. 17 Valparaiso*..... W, 75-60
 Feb. 19 Eastern Illinois*..... W, 74-65
 Feb. 22 at Central Connecticut*..... L, 57-66
 Feb. 25 at Troy State*..... L, 88-93
 March 2 vs. Western Illinois^..... L, 48-68
 *Mid-Continent Conference Game
 ^Mid-Continent Tournament (Moline, Ill.)

1996-97

9-18 • 4-12 Mid-Con

Nov. 26 at Notre Dame..... L, 48-69
 Nov. 30 Saint Francis (Pa.)..... L, 56-72
 Dec. 3 at Saint Francis (Pa.)..... L, 58-65
 Dec. 7 LaRoche..... W, 79-56
 Dec. 13 Maine..... L, 57-60
 Dec. 17 at Cleveland State..... L, 61-69
 Dec. 21 at Stetson..... W, 72-54
 Dec. 30 Wright State..... W, 69-63
 Jan. 2 Central Connecticut*..... W, 68-47
 Jan. 6 at Valparaiso*..... L, 46-57
 Jan. 8 at Western Illinois*..... L, 56-67
 Jan. 11 Troy State*..... L, 63-72
 Jan. 13 UMKC*..... L, 71-73
 Jan. 18 Siena..... W, 70-65
 Jan. 22 at Buffalo*..... L, 48-70
 Jan. 25 at NE Illinois*..... L, 70-76
 Jan. 27 at Chicago State*..... W, 92-82
 Feb. 1 Western Illinois*..... L, 56-72
 Feb. 3 Valparaiso*..... W, 66-64
 Feb. 6 at UMKC*..... W, 68-59
 Feb. 8 at Troy State*..... L, 64-70
 Feb. 12 Buffalo*..... L, 59-67
 Feb. 15 Chicago State*..... L, 69-74
 Feb. 17 NE Illinois*..... L, 48-55
 Feb. 24 at Central Connecticut*..... L, 52-60
 March 2 vs. Western Illinois^..... L, 64-66
 *Mid-Continent Conference Game
 ^Mid-Con Tournament (Moline, Ill.)

1997-98

20-9 • 11-5 Mid-Con

Nov. 15 at Saint Francis (Pa.)..... L, 46-60
 Nov. 18 Slippery Rock..... W, 86-54
 Nov. 29 at Duquesne..... W, 76-73
 Dec. 3 Fairleigh Dickinson..... L, 69-75
 Dec. 6 at UMKC*..... W, 75-60
 Dec. 15 Central State..... W, 103-63
 Dec. 17 Loyola (Ill.)..... W, 80-68
 Dec. 20 at Niagara..... W, 63-60
 Dec. 22 Saint Francis (Pa.)..... W, 75-69
 Dec. 29 vs. Troy State#..... W, 75-54
 Dec. 30 at Toledo#..... L, 51-54
 Jan. 3 NE Illinois*..... W, 74-53
 Jan. 5 Chicago State*..... W, 90-63
 Jan. 8 at Oral Roberts*..... L, 81-104
 Jan. 10 at Southern Utah*..... L, 80-86
 Jan. 14 Buffalo*..... W, 81-62
 Jan. 19 at Western Illinois*..... W, 71-52
 Jan. 24 at Valparaiso*..... W, 69-66
 Jan. 29 at Chicago State*..... W, 77-70
 Jan. 31 at NE Illinois*..... W, 73-69
 Feb. 5 Southern Utah*..... W, 66-50
 Feb. 7 Oral Roberts*..... W, 90-69
 Feb. 14 at Buffalo*..... L, 57-72
 Feb. 16 UMKC*..... W, 69-47
 Feb. 19 Valparaiso*..... L, 68-70
 Feb. 23 Western Illinois*..... L, 57-66
 March 1 vs. UMKC^..... W, 75-59
 March 2 vs. Oral Roberts^..... W, 74-60
 March 3 vs. Valparaiso^..... L, 48-67
 #MVP Classic (Toledo, Ohio)
 *Mid-Continent Conference Game
 ^Mid-Continent Tournament (Moline, Ill.)

1998-99

14-14 • 9-5 Mid-Con

Nov. 18 at Kent..... L, 56-67
 Nov. 20 Slippery Rock..... W, 69-40
 Nov. 24 at Hofstra..... L, 62-65
 Nov. 28 at Loyola (Chicago)..... W, 66-64
 Dec. 3 at Southern Utah*..... L, 53-65
 Dec. 11 vs. Idaho#..... L, 67-68
 Dec. 12 vs. St. Mary's (Calif)#..... L, 53-88
 Dec. 16 at Fairleigh Dickinson..... W, 74-71
 Dec. 19 Montana..... L, 74-81
 Dec. 22 Hofstra..... L, 59-61
 Jan. 2 IUPUI*..... W, 68-44
 Jan. 4 Oakland..... W, 71-55
 Jan. 7 at Western Illinois*..... L, 70-81
 Jan. 9 at Valparaiso*..... L, 76-83
 Jan. 16 Oral Roberts*..... W, 76-69
 Jan. 18 UMKC*..... W, 61-58
 Jan. 21 Western Illinois*..... L, 74-79
 Jan. 23 at Oakland..... L, 87-89
 Jan. 27 Central State..... L, 55-58
 Jan. 30 at IUPUI*..... W, 64-42
 Feb. 4 Chicago State*..... W, 55-45
 Feb. 6 Southern Utah*..... W, 75-57
 Feb. 11 at Chicago State*..... W, 75-58
 Feb. 13 Valparaiso*..... W, 61-60
 Feb. 18 at Oral Roberts*..... L, 68-72
 Feb. 20 at UMKC*..... W, 85-62
 Feb. 28 vs. Southern Utah^..... W, 78-56
 March 1 vs. Oral Roberts^..... L, 58-72
 #Montana Power Classic (Missoula, Mont.)
 *Mid-Continent Conference Game
 ^Mid-Continent Tournament (Moline, Ill.)

1999-2000

12-16 • 9-7 Mid-Con

Nov. 19 Slippery Rock..... W, 92-71
 Nov. 20 at No. 1 Cincinnati..... L, 67-94
 Nov. 23 at Kent..... L, 56-78
 Nov. 29 at Western Michigan..... L, 71-78
 Dec. 2 Southern Utah*..... W, 76-72
 Dec. 4 vs. Kent%..... L, 53-72



Dec. 14 Niagara..... L, 77-82
Dec. 17 at Montana..... L, 83-103
Dec. 20 Toledo..... L, 57-63
Dec. 22 Saint Francis (Pa.)..... L, 69-72
Dec. 29 vs. Tennessee State..... W, 80-73
Dec. 30 at Chattanooga..... W, 62-58
Jan. 6 at IUPUI..... W, 43-41
Jan. 8 at Oakland*..... L, 66-85
Jan. 13 Western Illinois*..... W, 76-59
Jan. 15 Valparaiso*..... W, 55-49
Jan. 20 at UMKC*..... W, 66-61
Jan. 22 at Oral Roberts*..... L, 63-79
Jan. 27 at Western Illinois*..... W, 59-58
Jan. 29 Oakland*..... W, 68-65
Feb. 5 IUPUI*..... L, 48-55
Feb. 10 at Chicago State*..... W, 70-65
Feb. 12 at Southern Utah*..... L, 76-85
Feb. 17 Chicago State*..... W, 66-58
Feb. 19 at Valparaiso*..... L, 57-65
Feb. 24 Oral Roberts*..... L, 80-83
Feb. 26 UMKC*..... L, 81-83
March 5 vs. Oral Roberts*..... L, 59-67
%BCA Classic (Columbus, Ohio)
&Dr. Pepper Classic (Chattanooga, Tenn.)
*Mid-Continent Conference Game
^Mid-Con Tournament (Moline, Ill.)

2000-01

19-11 • 11-5 Mid-Con
Nov. 18 at Saint Francis (Pa.)..... W, 64-63
Nov. 20 Slippery Rock..... W, 85-59
Nov. 25 Clarion..... W, 78-58
Nov. 28 Western Michigan..... W, 64-52
Nov. 30 at Oakland*..... L, 62-63
Dec. 2 at Oral Roberts*..... W, 63-62
Dec. 6 at Kent State..... L, 55-76
Dec. 9 at Boston College..... L, 65-93
Dec. 16 Detroit..... L, 53-54
Dec. 20 vs. No. 22 Cincinnati#..... L, 65-74
Dec. 21 vs. Florida Atlantic#..... W, 72-53
Dec. 22 vs. Northern Iowa#..... W, 79-76
Dec. 29 vs. Northern Iowa\$..... W, 54-46
Dec. 30 at UW-Green Bay\$..... L, 58-66
Jan. 2 at Robert Morris..... W, 69-56
Jan. 4 UMKC*..... W, 75-63
Jan. 6 at IUPUI*..... W, 73-71
Jan. 11 at Valparaiso*..... L, 51-60
Jan. 13 Southern Utah*..... W, 73-67
Jan. 18 Western Illinois*..... W, 84-71
Jan. 20 Chicago State*..... W, 71-68
Jan. 25 at Western Illinois*..... L, 116-121
Jan. 27 IUPUI*..... W, 82-78
Feb. 1 at Chicago State*..... W, 81-64
Feb. 8 Oral Roberts*..... W, 82-70
Feb. 10 Valparaiso*..... L, 68-82
Feb. 15 at Southern Utah*..... L, 58-85
Feb. 17 at UMKC*..... W, 75-69
Feb. 22 Oakland*..... W, 88-84
March 4 vs. Oral Roberts*..... L, 70-73
#Puerto Rico Holiday Classic (San Juan, P.R.)
\$Onidea Classic (Green Bay, Wis.)
*Mid-Continent Conference Game
^Mid-Con Tournament (Fort Wayne, Ind.)

2001-02

5-23 • 2-14 Horizon League
Nov. 17 at Evansville..... L, 64-87
Nov. 20 Slippery Rock..... W, 99-67
Nov. 25 at DePaul..... L, 69-107
Nov. 29 at Valparaiso..... L, 50-80
Dec. 1 at Chicago State..... L, 72-81
Dec. 8 at Toledo..... L, 65-79
Dec. 15 Kent State..... W, 75-70
Dec. 19 Robert Morris..... L, 80-87
Dec. 22 at UMKC..... L, 53-68
Dec. 30 at Western Illinois..... L, 79-84
Jan. 2 UW-Milwaukee*..... L, 55-77
Jan. 5 Wright State*..... W, 87-80

Jan. 10 at Cleveland State*..... L, 58-71
Jan. 12 Butler*..... L, 50-68
Jan. 17 Detroit*..... L, 51-66
Jan. 19 at Loyola*..... L, 63-72
Jan. 21 at Illinois-Chicago*..... L, 69-85
Jan. 28 at UW-Green Bay*..... L, 50-53
Jan. 31 at Wright State*..... L, 69-76
Feb. 2 Loyola*..... L, 55-75
Feb. 4 Illinois-Chicago*..... L, 57-63
Feb. 9 at UW-Milwaukee*..... L, 76-96
Feb. 14 Cleveland State*..... L, 48-58
Feb. 16 at Butler*..... L, 50-75
Feb. 18 at Detroit*..... L, 52-63
Feb. 21 UW-Green Bay*..... W, 69-55
Feb. 23 IPFW..... W, 78-71
March 1 vs. UW-Green Bay^..... L, 65-86
*Horizon League Game
^Horizon League Tournament (Cleveland)

2002-03

9-20 • 4-12 Horizon League
Nov. 22 at Indiana State..... L, 56-63
Nov. 26 Slippery Rock..... W, 73-52
Nov. 30 Toledo..... W, 69-61
Dec. 4 at Saint Francis (Pa.)..... L, 56-70
Dec. 7 Buffalo..... W, 63-48
Dec. 13 Shawnee State..... W, 84-69
Dec. 18 at Duquesne..... L, 56-61
Dec. 21 at UMKC..... L, 59-71
Dec. 28 Niagara..... L, 58-66
Dec. 31 at Loyola*..... L, 59-76
Jan. 6 at Oakland*..... L, 70-75
Jan. 9 Cleveland State*..... W, 57-55
Jan. 11 at UW-Milwaukee*..... L, 56-74
Jan. 13 Wright State*..... W, 66-60
Jan. 18 at Butler*..... L, 60-64
Jan. 23 Detroit*..... L, 49-57
Jan. 25 Illinois-Chicago*..... L, 76-78
Jan. 29 UW-Green Bay*..... W, 71-76
Feb. 1 at Wright State*..... L, 68-80
Feb. 6 Loyola*..... W, 63-63
Feb. 8 at IPFW..... L, 63-65
Feb. 13 at Cleveland State*..... L, 76-86
Feb. 15 UW-Milwaukee*..... L, 61-86
Feb. 19 at UW-Green Bay*..... L, 53-69
Feb. 22 Butler*..... L, 60-69
Feb. 27 at Detroit*..... L, 52-86
March 1 at Illinois-Chicago*..... L, 47-73
March 4 at UW-Green Bay^..... W, 65-61
March 7 vs. Illinois-Chicago^..... L, 59-79
*Horizon League Game
^Horizon League Tournament

2003-04

8-20 • 4-12 Horizon League
Nov. 22 at Niagara..... L, 80-89
Nov. 26 at Toledo..... L, 74-78
Nov. 29 Saint Francis (Pa.)..... W, 77-61
Dec. 1 at Boston U..... L, 61-83
Dec. 3 Slippery Rock..... W, 106-69
Dec. 6 at Buffalo..... L, 66-86
Dec. 13 at No. 20 Pittsburgh..... L, 42-57
Dec. 18 Wright State*..... L, 59-69
Dec. 20 Oakland..... L, 67-70
Dec. 22 UMKC..... W, 73-65
Jan. 3 at Loyola*..... L, 78-85
Jan. 5 at Illinois-Chicago*..... L, 47-66
Jan. 8 at UW-Green Bay*..... L, 52-62
Jan. 10 Cleveland State*..... W, 86-82
Jan. 15 at UW-Milwaukee*..... L, 74-80
Jan. 21 Butler*..... L, 66-67
Jan. 24 at Cleveland State*..... W, 61-59
Jan. 29 Loyola*..... W, 76-75
Jan. 31 IPFW..... W, 71-61
Feb. 5 at Detroit*..... L, 43-64
Feb. 7 UW-Green Bay*..... L, 70-73
Feb. 12 Illinois-Chicago*..... L, 58-62
Feb. 14 UW-Milwaukee*..... W, 85-84

Feb. 19 at Wright State*..... L, 61-81
Feb. 21 at Bowling Green..... L, 64-76
Feb. 25 at Butler*..... L, 76-81
Feb. 28 Detroit*..... L, 46-56
March 2 at Butler*..... L, 57-88
*Horizon League Game
^Horizon League Tournament

2004-05

5-23 • 2-14 Horizon League
Nov. 21 Lock Haven..... W, 70-56
Nov. 23 Slippery Rock..... W, 78-60
Nov. 27 Boston U..... L, 55-71
Dec. 3 at SMS#..... L, 52-88
Dec. 4 vs. SE Louisiana#..... L, 55-77
Dec. 11 Bowling Green..... L, 59-81
Dec. 14 Siena..... L, 78-79
Dec. 18 at Wright State*..... L, 51-72
Dec. 21 Loyola*..... W, 76-68
Dec. 29 Saint Francis (Pa.)..... L, 56-70
Dec. 31 at Duquesne..... L, 54-78
Jan. 3 UIC*..... L, 56-62
Jan. 6 at UW-Green Bay*..... L, 55-78
Jan. 8 at Cleveland State*..... L, 62-78
Jan. 12 UW-Milwaukee*..... L, 42-65
Jan. 15 at IPFW..... L, 59-79
Jan. 19 at Butler*..... L, 37-50
Jan. 22 Cleveland State*..... L, 77-78
Jan. 26 at Loyola*..... L, 50-71
Feb. 3 Detroit*..... W, 59-55
Feb. 5 UW-Green Bay*..... L, 49-78
Feb. 10 at UIC*..... L, 65-71
Feb. 12 at UW-Milwaukee*..... L, 67-90
Feb. 16 Wright State*..... L, 64-71
Feb. 19 Eastern Michigan..... W, 74-60
Feb. 23 Butler*..... L, 59-79
Feb. 26 at Detroit*..... L, 47-62
March 1 at Loyola^..... L, 76-79
*Horizon League Game
^Horizon League Tournament
#Price Cutter Classic (Springfield, Mo.)

2005-06

7-21 • 4-12 Horizon League
Nov. 19 at Saint Francis (Pa.)..... L, 58-71
Nov. 23 Slippery Rock..... W, 95-53
Nov. 26 at Akron..... L, 62-67
Nov. 30 Kent State..... L, 69-77
Dec. 4 at Marshall..... L, 70-73
Dec. 7 at Eastern Michigan..... L, 71-77
Dec. 10 at St. Bonaventure..... L, 58-66
Dec. 17 Duquesne..... W, 72-51
Dec. 21 James Madison..... W, 72-65
Dec. 28 at Siena..... L, 67-75
Dec. 31 at UIC*..... L, 84-85
Jan. 2 at Loyola*..... W, 84-76
Jan. 5 UW-Green Bay*..... W, 95-70
Jan. 7 at Detroit*..... L, 63-68
Jan. 12 Wright State*..... L, 60-64
Jan. 14 Cleveland State*..... L, 50-63
Jan. 21 Butler*..... W, 64-62
Jan. 26 UW-Milwaukee*..... L, 70-78
Jan. 28 at Cleveland State*..... W, 68-63
Jan. 30 at Wright State*..... L, 67-81
Feb. 2 UIC*..... L, 63-70
Feb. 9 at UW-Milwaukee*..... L, 57-98
Feb. 11 at UW-Green Bay*..... L, 58-80
Feb. 15 Detroit*..... L, 54-65
Feb. 18 at Canisius..... L, 68-75
Feb. 22 at Butler*..... L, 64-72
Feb. 25 Loyola*..... L, 84-87
Feb. 28 at Loyola^..... L, 61-76
*Horizon League Game
^Horizon League Tournament

2006-07

14-17 • 7-9 Horizon League
Nov. 8 vs. Central Michigan&..... W, 74-50

Nov. 9 at Michigan State&..... L, 61-86
Nov. 13 at Duquesne..... L, 75-81
Nov. 19 Slippery Rock..... W, 95-57
Nov. 22 at Michigan..... L, 56-65
Nov. 24 at No. 3 Ohio State..... L, 57-91
Nov. 28 Canisius..... L, 59-71
Dec. 2 at UIC*..... L, 64-80
Dec. 5 Lock Haven..... W, 70-36
Dec. 10 at UW-Milwaukee*..... W, 68-65
Dec. 16 at Robert Morris..... L, 78-79
Dec. 19 at James Madison..... W, 78-58
Dec. 22 at Kent State..... W, 62-58
Dec. 30 Loyola*..... W, 76-71
Jan. 2 Akron..... L, 61-70
Jan. 6 at Detroit*..... L, 51-66
Jan. 11 UW-Green Bay*..... L, 49-59
Jan. 13 UW-Milwaukee*..... W, 81-63
Jan. 17 at No. 15 Butler*..... L, 39-67
Jan. 20 Cleveland State*..... W, 68-63
Jan. 24 at Wright State*..... L, 49-62
Jan. 29 at Loyola*..... L, 68-80
Jan. 31 No. 11 Butler*..... L, 58-71
Feb. 3 UIC*..... W, 92-87
Feb. 8 at UW-Green Bay*..... L, 46-55
Feb. 14 Detroit*..... W, 82-70
Feb. 17 Eastern Kentucky..... W, 66-61
Feb. 22 Wright State*..... W, 72-57
Feb. 24 at Cleveland State*..... L, 55-68
Feb. 27 Detroit^..... W, 82-80
March 2 vs. UW-Green Bay^%..... L, 55-72
*Horizon League Game
^Horizon League Tournament
%at Dayton, Ohio
&2K Sports College Hoops Classic

2007-08

9-21 • 5-13 Horizon League
Nov. 12 at No. 2 UCLA&..... L, 52-83
Nov. 13 vs. Weber State&..... W, 69-66
Nov. 16 Lock Haven..... W, 95-55
Nov. 24 at Notre Dame..... L, 75-87
Nov. 28 at Saint Francis (Pa.)..... W, 70-65
Dec. 1 at Eastern Kentucky..... L, 50-61
Dec. 5 Kent State..... L, 52-59
Dec. 8 at Cleveland State*..... L, 54-77
Dec. 17 Robert Morris..... L, 71-74
Dec. 21 at Akron..... L, 59-79
Dec. 29 Slippery Rock..... W, 77-63
Jan. 3 UIC*..... W, 80-68
Jan. 5 Loyola*..... W, 71-61
Jan. 7 Milwaukee*..... L, 39-61
Jan. 10 at Wright State*..... L, 55-66
Jan. 12 at Detroit*..... W, 70-66
Jan. 17 Valparaiso*..... L, 61-67
Jan. 19 No. 12 Butler*..... L, 69-78
Jan. 24 at Milwaukee*..... L, 69-76
Jan. 26 at Green Bay*..... L, 58-66
Jan. 31 at Loyola*..... L, 68-69
Feb. 2 at UIC*..... L, 72-86
Feb. 7 Detroit*..... W, 55-48
Feb. 9 Wright State*..... L, 47-50
Feb. 14 at No. 9 Butler*..... L, 73-89
Feb. 16 at Valparaiso*..... L, 58-77
Feb. 20 Green Bay*..... W, 76-73
Feb. 23 at Buffalo..... L, 82-95
March 1 Cleveland State*..... L, 58-65
March 4 at UIC^..... L, 59-70
*Horizon League Game
^Horizon League Tournament
&O'Reilly Auto Parts CBE Classic

2008-09

11-19 • 7-11 Horizon League
Nov. 15 Buffalo..... L, 62-70
Nov. 18 at Maryland..... L, 49-73
Nov. 22 Allegheny..... W, 96-59
Nov. 25 at Robert Morris..... L, 72-74
Nov. 29 Saint Francis (Pa.)..... L, 65-66



ALL-TIME SCORES

Dec. 4	Valparaiso*	L, 57-68	Jan. 11	Wilberforce	W, 86-51
Dec. 6	Butler*	L, 71-79	Jan. 15	Cleveland State*	L, 51-61
Dec. 15	at Kent State	L, 74-82	Jan. 20	Wright State*	L, 62-66
Dec. 19	at High Point	W, 64-61	Jan. 22	Detroit*	L, 69-73
Dec. 21	at Charlotte	L, 80-100	Jan. 27	at Loyola*	L, 71-84
Dec. 29	Lock Haven	W, 81-60	Jan. 29	at UIC*	L, 61-83
Jan. 1	at Detroit*	W, 80-78	Feb. 3	Butler*	W, 62-60
Jan. 3	at Wright State*	L, 59-60	Feb. 5	Valparaiso*	L, 78-86
Jan. 8	UIC*	W, 80-70	Feb. 7	at Wright State*	L, 70-74
Jan. 10	Loyola*	L, 57-68	Feb. 12	at Cleveland State*	L, 76-86
Jan. 15	at Milwaukee*	L, 50-69	Feb. 16	at Detroit*	L, 79-91
Jan. 17	at Green Bay*	L, 61-78	Feb. 19	Bowling Green	W, 83-76
Jan. 23	Cleveland State*	W, 64-60	Feb. 24	Green Bay*	L, 60-71
Jan. 26	Akron	L, 53-67	Feb. 26	Milwaukee*	L, 87-94
Jan. 29	Wright State*	L, 61-67	March 1	at Valparaiso^	L, 71-80
Jan. 31	Detroit*	L, 64-68			
Feb. 5	at Loyola*	W, 60-49			
Feb. 7	at UIC*	W, 68-60			
Feb. 12	Green Bay*	W, 77-73			
Feb. 14	Milwaukee*	W, 70-68			
Feb. 18	at Cleveland State*	L, 54-58			
Feb. 21	Saint Peter's (N.J.)	W, 68-64			
Feb. 26	at Butler*	L, 57-78			
Feb. 28	at Valparaiso*	L, 59-67			
March 3	UIC*	L, 68-73			

2011-12

16-15 • 10-8 Horizon League

Nov. 12	at Samford	W, 76-69
Nov. 15	Notre Dame (Ohio)	W, 80-62
Nov. 18	UC-Riverside	W, 53-49
Nov. 23	at Penn State	L, 71-82
Nov. 26	at Saint Francis (Pa.)	W, 60-59
Dec. 1	at Detroit*	W, 64-61
Dec. 3	at Wright State*	L, 62-63
Dec. 6	Fredonia State	W, 69-35
Dec. 10	at Buffalo	L, 72-80
Dec. 17	at Toledo	L, 77-86
Dec. 19	at Akron	L, 62-88
Dec. 22	Robert Morris	L, 56-59
Dec. 31	at Cleveland State*	W, 73-67
Jan. 5	Loyola*	W, 68-64
Jan. 7	UIC*	W, 71-50
Jan. 13	at Valparaiso*	L, 62-76
Jan. 15	at Butler*	L, 55-71
Jan. 20	Milwaukee*	W, 68-66
Jan. 22	Green Bay*	W, 77-47
Jan. 28	Cleveland State*	L, 47-67
Jan. 31	at Milwaukee*	W, 73-65
Feb. 2	at UIC*	L, 68-72
Feb. 5	at Loyola*	W, 80-63
Feb. 9	Butler*	L, 59-68
Feb. 11	Valparaiso*	W, 71-53
Feb. 14	at Green Bay*	L, 65-71
Feb. 18	at Austin Peay	L, 68-71
Feb. 23	Wright State*	W, 61-54
Feb. 25	Detroit*	L, 74-76
Feb. 28	Green Bay^	W, 77-60
March 2	vs. Detroit^	L, 76-93

*Horizon League Game
^Horizon League Tournament
Overtime Games in Italics

2009-10

8-22 • 2-16 Horizon League

Nov. 13	at Xavier	L, 57-83
Nov. 15	Hiram	W, 81-41
Nov. 18	Kent State	L, 61-70
Nov. 21	at Saint Peter's (N.J.)	W, 68-56
Nov. 24	Geneva	W, 88-47
Nov. 28	at Pitt	L, 56-72
Dec. 3	at Detroit*	L, 71-82
Dec. 5	at Wright State*	L, 54-67
Dec. 16	at Saint Francis (Pa.)	W, 74-65
Dec. 19	at Green Bay*	L, 67-75
Dec. 22	High Point	W, 82-69
Dec. 30	Robert Morris	L, 72-67
Jan. 2	Cleveland State*	L, 48-70
Jan. 7	UIC*	W, 76-67
Jan. 9	Loyola*	W, 71-67
Jan. 14	at Valparaiso*	L, 66-70
Jan. 16	at No. 22 Butler*	L, 61-91
Jan. 22	Milwaukee*	L, 59-69
Jan. 24	Green Bay*	L, 55-69
Jan. 27	North Carolina Central	W, 70-57
Jan. 30	at Cleveland State*	L, 69-77
Feb. 4	at Loyola*	L, 85-92
Feb. 6	at UIC*	L, 68-74
Feb. 11	No. 15 Butler*	L, 57-68
Feb. 13	Valparaiso*	L, 75-77
Feb. 15	at Milwaukee*	L, 62-64
Feb. 20	at UC-Riverside	L, 60-62
Feb. 25	Wright State*	L, 73-76
Feb. 27	Detroit*	L, 54-62
March 3	at Green Bay^	L, 67-81

2010-11

9-21 • 2-16 Horizon League

Nov. 12	Samford	W, 64-61
Nov. 16	Buffalo	W, 64-53
Nov. 20	at Akron	L, 84-91
Nov. 24	Toledo	W, 73-67
Nov. 27	Saint Francis (Pa.)	W, 91-63
Dec. 2	at Milwaukee*	L, 67-76
Dec. 4	at Green Bay*	L, 59-74
Dec. 11	at Robert Morris	L, 60-90
Dec. 13	Malone	W, 78-62
Dec. 16	at NC State	L, 50-67
Dec. 21	at Kent State	L, 58-71
Dec. 30	UIC*	W, 71-69
Jan. 1	Loyola*	L, 53-83
Jan. 7	at Valparaiso*	L, 55-79
Jan. 9	at Butler*	L, 79-84

YSU 100-Point Games (By Most Scored) (61)

Date	Opponent	Result
Jan. 5, 1966	St. Vincent	W, 133-83
Jan. 11, 1964	Lakeland	W, 127-53
Jan. 29, 1964	Geneva	W, 127-71
Nov. 28, 1990	Point Park	W, 127-65
Dec. 14, 1974	New Hampshire	W, 121-46
Nov. 30, 1963	Malone	W, 117-81
Feb. 26, 1969	Wayne State	W, 116-61
Jan. 25, 2001	at Western Illinois	L, 116-121 (3 OT)
Feb. 15, 1968	St. Vincent	W, 115-73
Jan. 26, 1987	Tennessee Tech	W, 115-87
Jan. 24, 1968	Buffalo State	W, 113-80
Dec. 20, 1958	Marietta	W, 112-56
Jan. 15, 1975	Alliance	W, 112-62
Feb. 27, 1979	Ashland	W, 112-73
Dec. 5, 1966	Walsh	W, 111-51
Jan. 16, 1957	Baldwin-Wallace	W, 110-90
Feb. 12, 1966	Michigan Lutheran	W, 110-66
Dec. 15, 1958	Culver Stockton	W, 108-81
Jan. 28, 1976	Wilberforce	W, 108-72
Nov. 24, 1990	Bluffton	W, 108-73
Dec. 11, 1982	Hiram	W, 107-75
Feb. 20, 1971	Alliance	W, 107-63
Dec. 7, 1974	Southern California College	W, 107-66
Feb. 24, 1992	Pittsburgh-Bradford	W, 107-68
Feb. 16, 1957	at Slippery Rock	W, 106-68
Jan. 14, 1959	Baldwin-Wallace	W, 106-82
Dec. 13, 1969	Westminster	W, 106-74
Feb. 20, 1991	Morehead State	W, 106-96
Dec. 3, 2003	Slippery Rock	W, 106-69
Dec. 2, 1970	St. Vincent	W, 105-73
Jan. 19, 1991	Northeastern Illinois	W, 105-101 (2 OT)
Jan. 11, 1969	Alliance	W, 105-84
Feb. 13, 1954	at Fenn	W, 104-55
Feb. 4, 1961	St. Vincent	W, 104-67
Jan. 30, 1965	Philadelphia Textile	W, 104-81
Dec. 1, 19983	Ohio Dominican	W, 104-37
Jan. 20, 1993	Buffalo	W, 104-89
Dec. 18, 1958	St. Vincent	W, 103-72
March 2, 1959	Findlay	W, 103-65
Feb. 1, 1961	Hillsdale	W, 103-66
Dec. 8, 1961	Lincoln	W, 103-61
Dec. 11, 1971	Geneva	W, 103-59
Feb. 6, 1968	Alliance	W, 103-73
Dec. 15, 1997	Central State	W, 103-63
Dec. 19, 1960	Morris Harvey	W, 102-77
Dec. 17, 1955	Adrian	W, 102-73
Dec. 30, 1966	Baldwin-Wallace	W, 102-74
Feb. 15, 1967	Cleveland State	W, 102-74
Jan. 17, 1979	Ashland	L, 102-107
Feb. 16, 1991	Northeastern Illinois	W, 102-69
Feb. 13, 1956	Wilberforce	W, 101-65
Feb. 19, 1957	at Lawrence Tech	W, 101-74
Dec. 4, 1961	Alma	W, 101-64
Dec. 28, 1963	Akron	W, 101-82
Feb. 12, 1964	St. Vincent	W, 101-62
Jan. 14, 1978	Akron	W, 101-81
Jan. 18, 1978	Ashland	W, 101-80
Jan. 31, 1991	The Citadel	L, 101-102
Feb. 22, 1967	Walsh	W, 100-64
Feb. 8, 1975	Buffalo	W, 100-98 (OT)
Dec. 1, 1976	Walsh	W, 100-74



COACH DOM ROSSELLI

In his 38 years as the head men's basketball coach at Youngstown State University, Dom Rosselli coached in 977 basketball games and won an impressive 60 percent of those contests. But besides coaching on the hardwood, he was also the Penguins' baseball coach for 27 years and was an assistant football coach for 20 years. So to say the least he was a busy man.

His main success was on the basketball court where he finished his tenure on the YSU sideline with an overall record of 589-388. He began his YSU coaching career in 1940 after graduating from Geneva College in 1939. He coached the Penguins for two seasons before World War II duty as a Captain in the U.S. Air Force took him off the court and overseas.

Upon his return from the war, Rosselli was very involved in YSU athletics. Rosselli returned to full-time duty on the basketball court as soon as he returned from the war.

He was an assistant coach on the football team before the war and when he returned in 1946 he returned to his assistant's position until 1963. He took over the Penguin baseball program and was the coach from 1948-50. In 1958, he was back with the Penguin baseball team and for the next 24 years was a fixture in the dugout. His YSU baseball coaching record was 418-219 (.656 winning percentage), including two NAIA District Championships and three appearances in the NCAA Playoffs.

All totaled as a head basketball and baseball coach Rosselli had a 1,007-607 record. A



Youngstown area native, basketball was his passion.

In his 38 campaigns, YSU had eight 20-win seasons, 26 winning seasons, won 19 postseason games, appeared in four NAIA National Tournaments and nine NCAA Regional Tournaments. Rosselli earned accolades for his efforts as well being named the NCAA Division IV Coach of the Year, Ohio College Coach of the Year in 1957 and 1964 and the Italian Coach of the Year in 1958.

His most successful run as the Penguins' mentor came from 1962 through 1972. In those 10 seasons, YSU never won fewer than 17 games and did not lose more than nine contests. Four of his eight 20-win years came during that span as he owned a coaching record of 197-67.

In 1963-64, Rosselli had his most successful regular season as the Penguins won a school-record 24 games finishing with a 24-3 mark.

Twice YSU advanced to the Elite Eight of the NAIA National Tournament in 1956-57 and 1957-58. Both times the Penguins won their first two games before losing in the quarterfinals.

Rosselli's area lore began when he was a quarterback at Rayen High School in the early 1930's. After graduating he was a standout football and basketball player for Geneva College.

That first year at YSU he was an assistant on Dwight Beede's football staff and Ray Sweeney's hoops staff. Rosselli and Beede first teamed up at Geneva where Beede was the football coach.

Coach Rosselli passed away in October 2008, at the age of 93, but his legacy will live on forever.

BASKETBALL LEDGER

Table with 3 columns: Year, Record, Pct. Rows list seasons from 1940-41 to 1981-82, plus a Total row showing 589-388 and .604.

BASEBALL LEDGER

Table with 3 columns: Year, Record, Pct. Rows list seasons from 1948 to 1981, plus a Total row showing 418-219 and .656.



Allen, Ronald and Alexander, Bruce • Allen played both basketball and baseball for the Penguins. Later went on to play Major League Baseball for the St. Louis Cardinals. Alexander holds the school record in career steals, and is 10th in assists and points.

Bevely, Tilman • Was inducted into the Youngstown State Athletics Hall of Fame in October 2005. Scored a YSU Division I record 55 points against Tennessee Tech on Jan. 26, 1987.

Beeghly Center • Has been the home arena for the Penguins since December 1972.

Covington, Jeff • The program's all-time leading scorer. He had 2,424 points in his 106-game career from 1974 through 1978. He averaged 22.9 contests per game while grabbing a total of 1,381 rebounds.

Division I and II • The Penguins' first season in Division I was the 1981-82 campaign. YSU was a member of the Division II ranks from the 1960-61 season through the 1980-81 campaign. YSU appeared in nine NCAA Division II Regionals.

Ellington, Ray • Joined the basketball program for the 1991-92 season after playing on the 1991 National Championship football team as a wide receiver.

Fieldhouse, South • Where the Penguins played their home games from the 1950's through the time they moved into the Beeghly Center in 1972.

Gergely, Steve and Gaston, Phil • Both individuals scored more than 1,000 points in their YSU careers. Gergely had 1,016 points while Gaston had 1,081.

Haese, Craig • Made a single-season school-record 92 3-pointers during the 2000-01 season. For his career, he drilled a school-record 198 treys on 527 attempts.

Independent • The Penguins were a Division I Independent from the 1988-89 season through the 1991-92 campaign. During that span, YSU played such teams as Minnesota, Clemson, South Carolina, Ohio State and Air Force.

Johnson, Billy • Ranks seventh in school history by scoring 1,726 total points for an average of 16.9 per game. He averaged 23.3 points during the 1969-70 season.

Knott, Tony • Ranks second in school history with 2,218 points. He scored 705 points during the 1955-56 season. He averaged 21.5 points per game during his career.

Lake, Herb • Recorded an incredible 1,848 rebounds during his career. He averaged 17.3 rebounds per game during his career from 1955-1959, including 20.5 in 1956-57.


Mogus, Leo • The only player in school history to go on to play professionally. He played for six seasons for seven different professional franchises from 1945-51 in the BAA and NBA. A native of Youngstown, he was also drafted by the Washington Redskins in the NFL draft following his senior season. His jersey number 40 is retired by the school.

Nigro, Joe • Scored 1,564 points to rank eighth in school history. Averaged 16.3 points per game between 1964-65 and 1967-68.

Overtime • The Guins played a six-overtime contest against Gannon on Feb. 28, 1966. In the shot-clock era, YSU played a four-overtime contest against Siena on Dec. 14, 2004.

Peters, Dan • Coach who ranks second in school history in victories with 78. He coached at YSU for seven seasons and was named the Mid-Continent Conference Coach of the Year in 1997-98.

Quin Humphrey • First Penguin in Division I school history to be



Leo Mogus and Coach Dom Rosselli are two Penguin basketball icons.

named first-team all-conference in consecutive years. Led Horizon League in scoring and rebounding in 2005-06.

Rosselli, Dom • Spent 38 years as the men's basketball coach and also served as the head baseball coach and an assistant football coach. Finished with a 589-388 overall record, including 26 winning seasons and eight 20-win campaigns.

Spellman, Willie • Was named a second-team All-Mid-Con and was the only Penguin to be named to the Mid-Continent all-tournament team in school history.

Sulskis, Vytas • Became the 32nd player in school history to score 1,000 career points. His, 1,311 career points are the sixth most since YSU joined Division I.

Timko, Bruce and Tunstall, Ricky • Timko ranks second in school history with 551 assists. He also finished with 1,021 points in 114 career games, a school record. Tunstall blocked a total of 221 shots in two seasons. He had 138 in 1982-83 and 83 in 1983-84.

Underwood, Doug • One of the most recent Penguin to score more than 1,000-points. He had 1,058 in his three seasons at YSU.

Vivo, Tony • Was the first player in school history to have his jersey number (36) retired. He was a two-time captain and two-time leading scoring for the Guins.

Williamson, Marlon • Set the school record for steals in a season with 64 during the 2002-03 campaign. Was named to the Horizon League's All-Defensive team for his efforts.

eXtra season • YSU has been within one game of making the NCAA Division I basketball tournament on two occasions. In 1985, YSU lost in the Ohio Valley Conference title game to Middle Tennessee State while in 1998, the Penguins lost to Valpo in the Mid-Con title tilt.

Yugovich, Mickey • Ranks fourth in school history by scoring 1,917 points from the 1956-57 season through the 1959-60 campaign. Also is third with 1,280 career rebounds.

Zeigler, Dave • In two years, he scored 1,288 points for YSU. He scored 623 points as a freshman and 665 points as a sophomore. He averaged 26.3 points per contest in his 49 career games.