

NCAA TOURNAMENT TEAMS



Youngstown State possessed one of the most successful women's basketball programs in the country during the 1990s. From the 1990-91 season through 1999-2000, the Penguins won 196 games and had six 20-win seasons. Five of those 20-win seasons came consecutively from 1995-96 to 1999-2000 during which the Penguins played in the NCAA Tournament three times. YSU also captured five straight regular-season Mid-Continent Conference titles from 1994-95 through 1998-99.

1995-96

First NCAA Tournament Berth

The 1995-96 season put the Youngstown State women's basketball program on the national map. The Penguins won their second straight Mid-Continent Conference regular-season title - and their first outright title in school history - with four sophomores and one junior in the starting lineup.

As the No. 1 seed, the Penguins breezed through the Mid-Continent Conference tournament by defeating Western Illinois, 69-59, Troy State, 87-67, and Buffalo, 53-43, to earn their first trip to the NCAA Tournament.

YSU was selected as No. 15 seed in "The Dance" and drew No. 2 Penn State. The Penguins hung tough against the Nittany Lions and trailed 42-40 at halftime and 50-49 with 15 minutes left in the game. YSU, however, succumbed to a 19-0 Penn State rally and found themselves down, 69-49. YSU's cinderella season ended with a 94-71 loss to Penn State in the first round of the NCAA Tournament.

YSU finished the season with a 20-9 ledger overall and finished 14-4 in the Mid-Con. Junior Liz Hauger was named first-team all-conference after leading the Penguins in scoring with 16.4 points per game.

1997-98

First NCAA Tournament Victory

Fueled by its appearance in the 1996 NCAA Tournament, the 1997-98 YSU women's basketball team was determined to not only make a return trip to "The Dance", but also make some noise.

The Penguins turned in a school-best 28-3 record, won 16 straight games, and finished with a 15-1 mark in the Mid-Continent Conference. Coming off its fourth straight regular-season conference title, YSU earned the No. 1 seed in the Mid-Con Tournament and ran the table with victories over Chicago State, 76-57, Southern Utah, 83-73, and Valparaiso, 78-69, to collect its second NCAA Tournament automatic berth



Caroline McCombs fights for a rebound in YSU's 91-80 upset victory over Memphis in 1998.

in three years.

YSU earned the No. 12 seed and drew No. 5 Memphis in the first round. The Penguins pulled off the upset of the tournament, downing the Tigers, 91-80, for the school's first NCAA Tournament victory. After a slow start in the second round against North Carolina State, the Penguins saw their magnificent season come to a close with an 88-61 loss to the fourth-seeded Wolfpack.

Four of YSU's five senior starters earned all-conference accolades as Mid-Con Player of the Year Shannon Beach and Ann Marie Martin were named to the first team. Martin led the team with 16.3 points per game while Beach averaged 13.8 points and shot better than 40 percent from 3-point range.

1999-2000

Third NCAA Tournament in five years

The 1999-2000 team was perhaps the most resilient group of Penguins to reach the NCAA Tournament.

YSU turned in an impressive 19-8 regular-season mark but saw its streak of five consecutive regular-season conference championships snapped. Youngstown State, however, was not deterred from its goal of reaching the NCAA Tournament for the third time in five seasons. The

Penguins swept through the Mid-Continent Conference Tournament by defeating Southern Utah, 84-78 in overtime, Western Illinois, 67-56, and Valparaiso, 73-57, to punch their third "Dance Ticket" with the automatic berth to the NCAA's.

Just as in 1995-96, the Penguins were selected as the No. 15 seed and faced No. 2 Penn State. Although the Penguins set an NCAA East Regional record with 12 3-pointers in a game, the Nittany Lions defeated the Guins, 83-63. YSU earned its fifth-straight 20-win season with an overall mark of 22-9.

Brianne Kenneally was named the Mid-Con Player of the Year and tournament MVP, leading the Penguins with 18.7 points per contest. Three-point specialist Leslie Majewski earned second-team all-conference honors after sinking 70 treys.



YSU ATHLETICS HALL OF FAME MEMBERS



Wanda Grant
Enshrined 1988




Joyce Ramsey
Enshrined 1989



Vicki Lawrence
Enshrined 1990



Holly Seimetz
Enshrined 1993



Margaret Peters
Enshrined 1994



Danielle Carson
Enshrined 1996




Dorothy Bowers
Enshrined 1997



Margaret Somple
Enshrined 2000



Dianne Rappach
Enshrined 2002




Ed DiGregorio
Enshrined 2003



Donna Wertz
Enshrined 2003




Donna Djorovic
Enshrined 2004



Kristi Echelberry
Enshrined 2005




Liz Hauger
Enshrined 2007



Shannon Beach
Enshrined 2008



Colleen Cook
Enshrined 2008



Ann Marie Martin
Enshrined 2008



Caroline McCombs
Enshrined 2008



Leslie Majewski
Enshrined 2010



Brianne Kenneally
Enshrined 2011



AWARD WINNERS

■ **HORIZON LEAGUE**

All-Newcomer Team

First-Team

2004-05 _____ Jen Perugini

Second-Team

2007-08 _____ Tiara Scott
2010-11 _____ Brandi Brown
2011-12 _____ Brandi Brown

Newcomer of the Year

2001-02 _____ Jen Perugini

All-Newcomer Team

2001-02 _____ Jen Perugini
2004-05 _____ Lauren Branson
2006-07 _____ Heather Karner
2007-08 _____ Tiara Scott
2009-10 _____ Brandi Brown

All-Defensive Team

2007-08 _____ Lauren Branson

■ **MID-CONTINENT CONFERENCE**

Player of the Year

1996-97 _____ Liz Hauger
1997-98 _____ Shannon Beach
1998-99 _____ Brianne Kenneally
1999-2000 _____ Brianne Kenneally

First-Team

1994-95 _____ Kristi Echelberry
1995-96 _____ Liz Hauger
1996-97 _____ Liz Hauger
1997-98 _____ Shannon Beach
Ann Marie Martin
1998-99 _____ Brianne Kenneally
Leslie Majewski
1999-2000 _____ Brianne Kenneally
2000-01 _____ Alyson Vogrin

Second-Team

1992-93 _____ Donna Djorovic
1994-95 _____ Liz Hauger
1995-96 _____ Caroline McCombs
1996-97 _____ Shannon Beach
Ann Marie Martin
1997-98 _____ Colleen Cook
Caroline McCombs
1998-99 _____ Lisa Rotunno
1999-2000 _____ Leslie Majewski

All-Tournament Team

1992-93 _____ Donna Djorovic
1994-95 _____ Kristi Echelberry
Ann Marie Martin
Shannon Beach
1995-96 _____ Caroline McCombs
1996-97 _____ Liz Hauger
Caroline McCombs
1997-98 _____ Ann Marie Martin
Caroline McCombs
1998-99 _____ Brianne Kenneally
Leslie Majewski
1999-2000 _____ Brianne Kenneally
Jen Lyden

Tournament Most Valuable Player

1996 _____ Shannon Beach
2000 _____ Brianne Kenneally

Coach of the Year

1994-95 _____ Ed DiGregorio
1998-99 _____ Ed DiGregorio

■ **OHIO VALLEY CONFERENCE**

Player of the Year

1987-88 _____ Dorothy Bowers

First-Team

1983-84 _____ Danielle Carson
1985-86 _____ Danielle Carson
1986-87 _____ Dorothy Bowers
1987-88 _____ Dorothy Bowers

Second-Team

1984-85 _____ Danielle Carson
1985-86 _____ Dorothy Bowers

All-Freshman Team

1984-85 _____ Dorothy Bowers


■ **ACADEMIC AWARDS**

Academic All-District

1998 _____ Shannon Beach
1999 _____ Lisa Rotunno
2002 _____ Jen Horner
2005 _____ Jen Perugini
2008 _____ Lauren Branson

Academic All-League

2000-01 _____ Jen Horner
Brianne Kenneally
Allison Metro
Amanda Scott
Alyson Vogrin
Christie Zetts
2001-02 _____ Jen Horner
2003-04 _____ Ashlee Russo
2004-05 _____ Jen Perugini
2005-06 _____ Ashlee Russo
2006-07 _____ Lauren Branson
2007-08 _____ Lauren Branson
2010-11 _____ Brandi Brown



Lauren Branson was a two-time Academic All-Horizon League selection.



Jen Perugini was the first Penguin to earn First-Team All-Horizon League honors as a senior in the 2004-05 season.



1,000 POINTS CLUB

1 Dorothy Bowers
2,324 • 1984-88



Year	Games	Pts.	Avg.
1984-85	27	254	9.4
1985-86	28	669	23.9
1986-87	25	618	24.7
1987-88	28	783	28.0
Total	108	2,324	21.5

2 Wanda Grant
1,829 • 1977-81




Year	Games	Pts.	Avg.
1977-78	15	246	16.4
1978-79	23	457	19.9
1979-80	16	416	26.0
1980-81	25	710	28.4
Total	79	1,829	23.2

3 Danielle Carson
1,697 • 1982-86



Year	Games	Pts.	Avg.
1982-83	27	345	12.8
1983-84	24	419	17.5
1984-85	27	467	17.3
1985-86	28	466	16.6
Total	106	1,697	16.0

4 Ann Marie Martin
1,631 • 1994-98



Year	Games	Pts.	Avg.
1994-95	28	323	11.5
1995-96	29	353	12.1
1996-97	29	449	15.5
1997-98	31	506	16.3
Total	117	1,631	13.9

5 Margaret Somple
1,579 • 1986-91



Year	Games	Pts.	Avg.
1986-87	27	141	5.2
1987-88	28	424	15.1
1988-89	4	58	14.5
1989-90	27	491	18.2
1990-91	28	465	16.6
Total	114	1,579	13.9

6 Caroline McCombs
1,577 • 1994-98



Year	Games	Pts.	Avg.
1994-95	28	346	12.4
1995-96	29	408	14.1
1996-97	27	386	14.3
1997-98	31	437	14.1
Total	115	1,577	13.7



1,000 POINTS CLUB

7 **Brianne Kenneally**
1,471 • 1997-2001



Year	Games	Pts.	Avg.
1997-98	29	162	5.6
1998-99	28	457	16.3
1999-00	31	579	18.7
2000-01	12	273	22.8
Total	100	1,471	14.7

8 **Liz Hauger**
1,468 • 1993-97



Year	Games	Pts.	Avg.
1993-94	23	97	4.2
1994-95	28	351	12.5
1995-96	29	477	16.4
1996-97	29	543	18.7
Total	109	1,468	13.5

9 **Brandi Brown**
1,417 • 2009-12




Year	Games	Pts.	Avg.
2009-10	30	342	11.4
2010-11	30	597	19.9
2011-12	30	478	15.9
Total	90	1,417	15.7

10 **Holly Seimetz**
1,294 • 1978-82



Year	Games	Pts.	Avg.
1978-79	23	205	8.9
1979-80	18	250	13.9
1980-81	25	434	17.4
1981-82	22	405	18.4
Total	88	1,294	14.7

11 **Kristi Echelberry**
1,281 • 1991-95



Year	Games	Pts.	Avg.
1991-92	28	271	9.7
1992-93	28	353	12.6
1993-94	25	310	12.4
1994-95	27	347	12.9
Total	108	1,281	11.9

12 **Jen Perugini**
1,202 • 2001-05



Year	Games	Pts.	Avg.
2001-02	26	270	10.4
2002-03	28	356	12.7
2003-04	28	187	6.7
2004-05	27	389	14.4
Total	109	1,202	11.0



1,000 POINTS CLUB

13 Dianne Rappach
1,198 • 1988-92



Year	Games	Pts.	Avg.
1988-89	28	261	9.3
1989-90	27	341	12.6
1990-91	28	350	12.5
1991-92	28	246	8.8
Total	111	1,198	10.8

14 Shannon Beach
1,148 • 1993-98



Year	Games	Pts.	Avg.
1993-94	8	78	9.7
1994-95*	3	10	3.3
1995-96	29	304	10.5
1996-97	28	383	13.7
1997-98	27	373	13.8
Total	95	1,148	12.1

15 Margaret Peters
1,084 • 1981-85



Year	Games	Pts.	Avg.
1981-82	22	212	9.6
1982-83	27	328	12.1
1983-84	24	265	11.0
1984-85	27	279	10.3
Total	100	1,084	10.8

16 Vicki Lawrence
1,069 • 1977-81



Year	Games	Pts.	Avg.
1977-78	14	220	15.7
1978-79	23	372	16.2
1979-80	18	278	15.4
1980-81	16	199	12.4
Total	71	1,069	15.1

17 Leslie Majewski
1,000 • 1996-2000



Year	Games	Pts.	Avg.
1996-97	29	107	3.7
1997-98	31	153	4.9
1998-99	29	367	12.7
1999-00	31	373	12.0
Total	120	1,000	8.3



CONFERENCE PLAYERS OF THE YEAR

Dorothy Bowers • 1987-88



One of the most recognizable names in the history of Youngstown State women's basketball is that of Dorothy Bowers (1984-88), the school's all-time leading scorer with 2,324 career points.

Bowers' influence on the court and the YSU basketball program was immediately felt.

During her freshman campaign, the Youngstown, Ohio, native was selected to the Ohio Valley Conference All-Freshman Team after scoring 254 points

for an average of 9.4 points per game. She also averaged 7.0 rebounds per game.

In 1985-86, Bowers dominated the hardwood averaging 23.9 points and 11.6 rebounds as a sophomore while shooting a blistering 56 percent from the floor.

That same year she was named second-team All-OVC.



Bowers continued her dominance in 1986-87 as a junior with 24.7 points and 9.7 rebounds per game.

She was named first-team All-OVC after connecting on 50.8 percent of her field goal attempts.

As a senior, Bowers set the school's single-season scoring record with 783 points, breaking the old mark of 710 set by Wanda Grant in 1980-81.

With her 28.0 points and 11.6 rebounds per game, Bowers was named the Ohio Valley Conference Player of the

Year.

Bowers also owns the school records for most field goals in a career (977), highest field goal percentage (.544), most points in a single-game (49) and most field goals in a game (21).

Bowers, who owns a career scoring average of 21.5 points per game, also ranks second all-time with 1,083 career rebounds and 370 career free throws made.

Liz Hauger • 1996-97



A catalyst during the Penguins run to their first NCAA Tournament appearance was Liz Hauger (1993-97).

During her junior season in 1995-96, Hauger led the Penguins to a 20-9 record and their first 20-win season since 1990-91. The Penguins also won the Mid-Continent Conference regular season and tournament championships.

Hauger paced the Penguins with a 16.4 scoring average and was named first-team All-Mid-

Continent Conference.

The following season, Hauger turned in an even more impressive campaign. She led the Penguins in scoring for the second straight season with an average of 18.7 points per game and was named the Mid-Con Player of the Year.


The Penguins recorded their second consecutive 20-win season with an overall mark of 23-6 and captured the league's regular season crown. YSU, however, missed out on their second straight


NCAA Tournament appearance after losing in the tournament championship game to Troy State, 89-75.

Hauger was also vital in the Penguins first of five straight Mid-Continent Conference championships in 1994-95.

As a sophomore, Hauger was one of the Penguins top offensive threats with a 12.5 scoring average. She connected on 42.2 percent of her field goal attempts and helped guide the Penguins to a 17-11 overall record and a 14-4 league mark. In 1994-95, she was named second-team all-conference.

Hauger currently ranks eighth all-time with 1,468 career points, and third all-time with 328 career free throws made.



CONFERENCE PLAYERS OF THE YEAR**Shannon Beach • 1997-98**

Although she missed most of her first two seasons due to knee injuries, Shannon Beach (1993-98) was an impact player for the Penguins during their first two trips to the NCAA Tournament.

In 1995-96 as a redshirt sophomore, Beach was an essential ingredient in the Penguins run to the NCAA.

She averaged 10.5 points and 8.6 rebounds per game and was also named the Mid-Continent Conference Tournament Most Valuable Player after de-

feating Buffalo, 53-43, in the championship game.

Beach earned second-team all-conference accolades as a junior after helping the Penguins to a 23-6 record in 1996-97. Her 13.7 points per game ranked fourth on the squad but she led the team in rebounding with 8.6 boards per game.

It was this season when Beach developed into a dangerous three-point shooter, connecting on 57-of-152 three-point attempts.

As a senior, Beach was an integral part of the team that set the school record for most wins in a season with a 28-3 mark in 1997-98. That same year, Youngstown State advanced to the second

round of the NCAA Tournament after upsetting Memphis, 91-80.

Beach, who missed four games that season, was one of top three-point shooters in the conference and drilled 40.7 percent of her three-point attempts.

The native of Atwater, Ohio, became the second straight YSU player to earn the Mid-Continent Conference Player of the Year Award after averaging 13.8 points and 5.5 rebounds per game.

Beach currently ranks 13th on the all-time scoring list with 1,148 career points and is tied for third all-time with 146 career three-pointers.

**Brianne Kenneally • 1998-99, 1999-2000**

During her freshman season in 1997-98, people caught a glimpse of what the future had in store for Brianne Kenneally (1997-2001).

When senior Shannon Beach missed four games due to knee surgery, Kenneally replaced her in the starting lineup and the Penguins never skipped a beat. In the five games Kenneally started that season, she averaged an impressive 11.2 points per game.

Even when she was relegated back to her reserve role, Kenneally made an impact in the Penguins' biggest games of the season. The Brecksville, Ohio, native helped secure the Penguins' 28-3 record; was named to the Mid-Con's All-Newcomer Team; and averaged 12.5 points per game in two NCAA Tournament games.

Her sophomore season saw even more accolades come her way as she led the Penguins with 16.3 points per game and finished 15th in the nation with an 85.9 free throw percentage. Kenneally was then named the Mid-Con's Player of the Year.

As a junior in 1999-2000, Kenneally racked up a league-best 18.7 points per game to lead the Penguins to a 22-9 mark, their fifth straight 20-win season. The 5-foot-9 guard won the league's Player of the Year Award for the second consecutive year and was named MVP of the Mid-Con Tournament after leading YSU to its third NCAA Tournament appearance.

Kenneally's final season was marked with triumph and tragedy as she was ranked third in the nation with a 24.5 scoring average when a knee injury ended her career.

She ranks seventh on the all-time scoring list with 1,471 points and owns the career mark for most free throws made with 373.





TEAM GAME RECORDS

POINTS SCORED

121	at John Carroll	1/16/80
117	vs. Valparaiso	3/5/93
109	vs. Malone	12/29/90
108	vs. Hiram	1/29/76
106	vs. Chicago State	1/5/98

LARGEST MARGIN OF VICTORY

84	vs. Malone (109-25)	12/29/90
72	at John Carroll (121-49)	1/16/80
58	vs. Chicago State (106-48)	1/5/98
55	vs. Clarion (104-49)	2/18/82
53	vs. Hiram (108-55)	1/29/76

FREE THROW ATTEMPTS

42	vs. Oakland	1/4/99
39	vs. Buffalo	1/14/98
39	vs. West Virginia	12/6/80
38	vs. High Point	11/14/09
38	at Bowling Green	3/3/78

POINTS ALLOWED

107	at Valparaiso	1/29/93
106	vs. Valparaiso	3/5/93
105	vs. Kent State	12/11/93
105	at Northern Illinois	2/27/93
103	at Western Michigan	1/6/87

LARGEST MARGIN OF DEFEAT

59	at Green Bay (25-84)	2/5/11
57	at Pittsburgh (42-99)	11/29/08
54	at Buffalo (38-92)	12/13/10
54	at Milwaukee (46-100)	2/2/02
52	at Valparaiso (28-80)	12/13/10
52	vs. Pittsburgh (37-89)	12/2/09

HIGHEST FT PERCENTAGE (min 10)

1.000	vs. UIC	3/3/11 (17-of-17)
1.000	at Oakland	2/6/07 (13-of-13)
.946	vs. Chicago State	1/5/98 (35-of-37)
.938	vs. Milwaukee	1/29/05 (15-of-16)
.933	vs. Bowling Green	11/14/97 (14-of-15)
.933	at Western Illinois	1/8/97 (14-of-15)

FEWEST POINTS SCORED

25	at Green Bay	2/5/11
28	at Valparaiso	2/13/10
31	at Wright State	1/30/10
35	at Cleveland State	2/14/09
36	at Butler	2/11/10
36	at Auburn	11/25/03
36	at New Mexico	11/28/03
37	at West Virginia	11/11/11

HIGHEST COMBINED SCORE

223	vs. Valparaiso	3/5/93 (YSU 117-Valpo 106)
206	at Valparaiso	1/29/93 (YSU 99-Valpo 107)
195	vs. Murray State	2/18/85 (YSU 104-MSU 95)
192	at Kent State	2/2/91 (YSU 91-KSU 101)
192	vs. Kent State	12/11/93 (YSU 87-KSU 105)
192	vs. UMKC	11/28/87 (YSU 91-UMKC 101)

3-POINT FIELD GOALS MADE

16	at Loyola	2/11/12
15	vs. Detroit	1/26/12
15	at IPFW	1/18/05
15	vs. Clemson	12/19/03
14	vs. UIC	1/14/12
14	at Valparaiso	1/31/08
14	at Western Illinois	1/19/98
13	at Akron	12/18/11
13	vs. Loyola	3/5/11

FEWEST POINTS ALLOWED

25	vs. Malone	12/29/90
29	vs. West Liberty State	1/23/78
30	vs. Baldwin Wallace	1/17/77
31	vs. Kent State (Tusc.)	1/23/76
33	vs. Cleveland State	1/29/77

MOST REBOUNDS

75	vs. Duquesne	1/5/91
67	at Valparaiso	1/29/93
64	vs. Chicago State	2/14/95
64	at Cleveland State	2/14/90
64	at Malone	1/31/90
64	vs. Miami (Ohio)	3/3/78

3-POINT FIELD GOAL ATTEMPTS

48	at Pittsburgh	11/12/10
47	vs. Wright State	1/28/12
44	at Loyola	2/11/12
39	vs. UIC	1/14/12
39	vs. Akron	12/16/10
38	at Kent State	12/1/10
37	vs. Oral Roberts	2/18/99
35	vs. Wright State	1/15/94

MOST POINTS IN A HALF

75	at John Carroll	1/16/80 (Second)
73	vs. Valparaiso	3/5/93 (Second)
66	vs. Chicago State	1/5/98 (Second)
59	vs. Murray State	2/18/85 (First)
58	at West Virginia	12/1/92 (Second)
57	vs. Western Illinois	2/1/97 (First)
56	at Green Bay	11/12/08 (Second)

FEWEST REBOUNDS

18	at Wright State	3/8/10
18	at Oakland	2/6/07
19	at Pittsburgh	11/29/08
20	vs. Wright State	1/20/11
20	at Milwaukee	2/2/02

MOST FIELD GOALS

53	at John Carroll	1/16/80
44	vs. Malone	12/29/90
42	vs. Eastern Kentucky	2/14/87
42	vs. Western Michigan	11/23/91
41		(Several Times)

MOST FIELD GOAL ATTEMPTS

93	at Kent State	2/2/91
90	vs. Chicago State	1/12/91
88	at Robert Morris	1/7/88
87	vs. Tennessee Tech	2/25/83
87	vs. Austin Peay	1/19/87

HIGHEST 3-POINT PCT. (min 6)

.750	at Northeastern Illinois	2/12/96 (6-of-8)
.700	at Slippery Rock	12/14/91 (7-of-10)
.700	vs. Virginia Tech	1/12/92 (7-of-10)
.667	at Valparaiso	1/6/97 (8-of-12)
.652	at IPFW	1/18/05 (15-of-23)

FEWEST POINTS IN A HALF

8	at Green Bay	2/5/11 (First)
9	at Wright State	1/30/10 (Second)
10	at Cleveland State	2/14/09 (First)
12	vs. Western Illinois	1/22/01 (Second)
12	at Valparaiso	2/13/10 (Second)
13	at Canisius	12/17/08 (First)
13	at Auburn	11/25/03 (First)

MOST ASSISTS

37	vs. Northeastern Illinois	1/3/98
33	vs. Kent State	12/30/87
32	vs. Eastern Kentucky	2/14/87
31	vs. Murray State	2/18/85
30	vs. Western Michigan	11/23/91
30	vs. Eastern Kentucky	2/27/88

MOST POINTS ALLOWED IN A HALF

61	at Akron	12/16/80 (First)
57	at Western Michigan	1/6/87 (First)
56	at Cleveland State	1/11/84 (First)
56	vs. Kent State	12/11/93 (First)
56	vs. Valparaiso	3/5/93 (Second)

HIGHEST FG PERCENTAGE (min 30)

.688	vs. Western Illinois (33-of-48)	2/23/98
.625	vs. Kent State (40-of-61)	12/30/87
.606	at Akron (37-of-61)	2/6/88
.600	at Valparaiso (39-of-65)	1/6/97
.591	vs. Akron (40-of-67)	2/2/85

MOST BLOCKS

12	vs. Tennessee	2/9/93
10	at Milwaukee	3/9/09
10	vs. Cleveland State	2/13/91
9	at Cleveland State	2/2/05
8	vs. Loyola	1/12/05
8	vs. Niagara	1/9/91
8	vs. Malone	12/29/90

FEWEST POINTS ALLOWED IN A HALF

8	vs. Detroit	1/13/07 (First)
12	at Chicago State	2/10/96 (First)
12	vs. Malone	12/29/90 (Second)
13	vs. Malone	12/29/90 (First)
15	vs. Valparaiso	3/7/09 (First)
15	at Central Connecticut State	2/22/96 (Second)
15	vs. Chicago State	2/1/95 (First)

FREE THROWS MADE

35	vs. Oakland	1/1/99
35	vs. Chicago State	1/5/98
34	vs. Buffalo	1/14/98
33	vs. Coppin State	12/21/05
28		Three Times

MOST STEALS

30	at Oral Roberts	1/8/98
25	vs. Malone	12/29/90
23	at Troy State	2/25/96
22	at Central Connecticut State	2/22/96
21		Twice



TEAM SEASON RECORDS



Colleen Cook's 134 assists in the 1997-98 season helped the Penguins to a school record 590 as a team.

FIELD GOALS MADE

1.	.913	1987-88
2.	.888	1997-98
3.	.874	1990-91
4.	.865	1991-92
5.	.852	1996-97
6.	.839	1985-86
7.	.829	1984-85
8.	.822	1980-81
9.	.817	1986-87
10.	.809	1999-2000

3-PT FIELD GOAL PCT.

1.	.378 (73-193)	1988-89
2.	.375 (78-208)	1990-91
3.	.369 (194-526)	1996-97
4.	.363 (172-474)	2004-05
5.	.361 (69-191)	1989-90
6.	.355 (199-560)	1999-2000
7.	.355 (164-462)	2002-03
8.	.354 (34-96)	1986-87
9.	.349 (197-564)	1997-98
10.	.341	Three Times

FIELD GOALS ATTEMPTED

1.	2,102	1991-92
2.	2,061	1999-2000
3.	2,032	1987-88
4.	2,029	1992-93
5.	2,017	1990-91
6.	1,967	1997-98
7.	1,950	1985-86
8.	1,923	1988-89
9.	1,923	1984-85
10.	1,874	1998-99
	1,874	1994-95

FREE THROWS MADE

1.	538	1997-98
2.	515	1995-96
3.	499	1986-87
4.	481	1999-2000
5.	472	1996-97
6.	465	1998-99
7.	456	2007-08
8.	421	1994-95
9.	412	2005-06
10.	392	1984-85

FIELD GOAL PERCENTAGE

1.	.478 (822-1,718)	1980-81
2.	.478 (364-761)	1975-76
3.	.461 (852-1,847)	1996-97
4.	.460 (725-1,575)	1983-84
5.	.451 (888-1,967)	1997-98
6.	.449 (913-2,032)	1987-88
7.	.445 (547-1,228)	1979-80
8.	.445 (694-1,560)	1978-79
9.	.437 (817-1,870)	1986-87
10.	.433 (874-2,017)	1990-91

FREE THROWS ATTEMPTED

1.	757	1986-87
2.	718	1995-96
3.	696	1997-98
4.	675	1999-2000
5.	634	1998-98
6.	631	1994-95
7.	628	1996-97
8.	609	2007-08
9.	590	1985-86
10.	588	1990-91

3-PT FIELD GOALS MADE

1.	275	2011-12
2.	205	2010-11
3.	199	1999-2000
4.	197	1997-98
5.	194	1996-97
6.	188	2001-02
7.	182	1998-99
8.	174	2007-08
9.	172	2004-05
10.	164	2002-03

FREE THROW PERCENTAGE

1.	.782 (392-501)	1984-85
2.	.773 (538-696)	1997-98
3.	.762 (288-378)	2002-03
4.	.752 (349-464)	2004-05
5.	.752 (472-628)	1996-97
6.	.749 (456-609)	2007-08
7.	.735 (360-490)	2000-01
8.	.733 (465-634)	1998-99
9.	.723 (327-452)	2010-11
10.	.717 (515-718)	1995-96

3-PT FIELD GOAL ATTEMPTS

1.	828	2011-12
2.	744	2010-11
3.	564	1997-98
4.	560	1999-2000
5.	552	2001-02
6.	547	2007-08
7.	534	2000-01
8.	533	1998-99
9.	526	1996-97
10.	511	2003-04

GAMES PLAYED

1.	31	2007-08
	31	1999-2000
	31	1997-98
4.	30	2011-12
	30	2010-11
	30	2008-09
	30	2009-10
8.	29	1998-99
	29	1996-97
	29	1995-96

SCORING AVERAGE

1.	.817	1996-97
2.	.810	1997-98
3.	.795	1987-88
4.	.791	1990-91
5.	.781	1980-81
6.	.751	1992-93
7.	.750	1995-96
8.	.7414	1989-90
9.	.7412	1999-2000
10.	.740	1998-99

ASSISTS

1.	590	1997-98
2.	579	1978-79
3.	566	1987-88
4.	546	1991-92
5.	544	1996-97
6.	531	1990-91
7.	518	1985-86
8.	498	1995-96
9.	497	1984-85
10.	490	1986-87

POINTS

1.	2,511	1997-98
2.	2,370	1996-97
3.	2,298	1999-2000
4.	2,225	1987-88
5.	2,215	1990-91
6.	2,176	1991-92
7.	2,174	1995-96
8.	2,147	1998-99
9.	2,103	1992-93
10.	2,062	1994-95

STEALS

1.	459	1997-98
2.	384	1990-91
3.	384	1988-89
4.	377	1995-96
5.	371	1996-97
6.	364	1989-90
7.	363	1978-79
8.	361	1993-94
9.	331	1987-88
10.	325	1986-87
	325	1977-78

REBOUNDS

1.	1,364	1990-91
2.	1,333	1992-93
3.	1,317	1991-92
4.	1,292	1994-95
5.	1,280	1980-81
6.	1,236	1999-2000
7.	1,223	1995-96
8.	1,222	1989-90
9.	1,215	1982-83
10.	1,163	1987-88

BLOCKED SHOTS

1.	136	1990-91
2.	131	1992-93
3.	113	2004-05
4.	109	2007-08
5.	103	2002-03
6.	102	2006-07
7.	97	1989-90
8.	96	1995-96
9.	91	2001-02
10.	86	2003-04



INDIVIDUAL GAME RECORDS

POINTS SCORED

49	Dorothy Bowers vs. Kent State	11/30/85
46	Dorothy Bowers vs. Kent State	12/30/87
43	Brianne Kenneally vs. Georgia State	11/24/00
43	Dorothy Bowers at Austin Peay	2/21/87
41	Wanda Grant vs. Eastern Kentucky	2/14/81
38	Wanda Grant at Bowling Green	1/26/80
38	Wanda Grant vs. West Virginia	12/6/80

MOST REBOUNDS

30	Wanda Grant at West Virginia	2/27/80
25	Wanda Grant vs. Cleveland State	1/28/81
24	Wanda Grant vs. Eastern Kentucky	2/14/81
23	Jen Perugini at Akron	11/28/01
23	Wanda Grant vs. Xavier	1/30/81

FIELD GOALS

21	Dorothy Bowers vs. Kent State	11/30/85
19	Dorothy Bowers vs. Kent State	12/30/87
18	Wanda Grant at Bowling Green	1/26/80
18	Wanda Grant vs. Eastern Kentucky	2/14/81
17	Dorothy Bowers vs. Tennessee Tech	2/18/88

FIELD GOAL ATTEMPTS

33	Dorothy Bowers at Morehead State	1/23/88
33	Wanda Grant at West Virginia	2/27/80
33	Wanda Grant vs. Cleveland State	12/28/79
30	Dorothy Bowers vs. Kent State	11/30/85
30	Wanda Grant vs. Cleveland State	1/28/81
30	Wanda Grant vs. Xavier	1/30/81

FIELD GOAL PERCENTAGE (min 8)

1.000	Nikita LaFleur vs. Green Bay (10-10)	1/10/09
1.000	Kristi Echelberry at Chicago State (9-9)	1/5/95
.923	Terestia Jones vs. NE Illinois (12-13)	1/3/98
.909	Liz Hauger vs. Western Illinois (10-11)	2/1/97
.900	Jessica Schloemp vs. Cleveland State (9-10)	1/19/06
.900	Caroline McCombs vs. Western Illinois (9-10)	3/7/96
.900	Holly Seimetz vs. Toledo (9-10)	1/31/81

FREE THROWS MADE

15	Kristi Echelberry vs. Buffalo	3/6/95
15	Dorothy Bowers at Austin Peay	2/21/87
14	Kristi Echelberry vs. UIC	2/24/94
13	Danielle Carson at Murray State	1/18/86
12	(Several Times)	
	mr Brandi Brown vs. Loyola	1/12/12

FREE THROW ATTEMPTS

18	Kristi Echelberry vs. Buffalo	3/6/95
18	Kristi Echelberry vs. UIC	2/24/94
17	Rachael Manuel vs. High Point	11/14/09
17	Dorothy Bowers at Austin Peay	2/21/87
17	Holly Seimetz at Kent State	12/29/79
16	Terestia Jones vs. Western Illinois	2/23/98
16	Liz Hauger vs. Western Illinois	3/6/97

FREE THROW PERCENTAGE (min 8)

1.000	Several Times	
	mr. Brandi Brown (12-12) vs. UIC	3/3/11

3-POINT FIELD GOALS

8	Kenya Middlebrooks vs. Detroit	1/26/12
7	Kenya Middlebrooks vs. Valparaiso	2/12/11
7	Kenya Middlebrooks at UIC	1/2/11
7	Kaitlyn March vs. Detroit	2/27/10
7	Kristy Gaudiose vs. Cleveland State	1/19/06

7	Barb Fabianova at IPFW	1/18/05
7	Devin Novak vs. Clemson	12/19/03
7	Leslie Majewski vs. Kent State	12/11/99
7	Leslie Majewski vs. Oakland	1/29/00
7	Caroline McCombs vs. Troy State	3/8/97
7	Shannon Beach at Toledo	11/16/97
7	Dianne Rappach vs. Akron	1/28/89

3-POINT FIELD GOAL ATTEMPTS

17	Devin Novak at Akron	12/21/03
16	Leslie Majewski vs. Oakland	1/29/00
15	Kenya Middlebrooks vs. Valparaiso	2/12/11
13	Monica Touvelle vs. UIC	1/14/12
13	Kaitlyn March vs. Detroit	2/27/10
13	Camisha Alexander at UIC	2/28/09
13	Monica Grexa at Wright State	2/19/94
12	Kenya Middlebrooks at Loyola	2/11/12
12	Kenya Middlebrooks at Milwaukee	1/21/12
12	Barb Fabianova vs. Detroit	2/24/05
12	Leslie Majewski at Oral Roberts	2/18/99
12	Monica Grexa at Eastern Illinois	2/17/94

3-POINT FIELD GOAL PERCENTAGE (min 4)

1.000	Dianne Rappach vs. Virginia Tech (6-6)	1/12/92
1.000	Caroline McCombs vs. Western Illinois (5-5)	3/7/96
1.000	Monica Touvelle vs. Cleveland St. (4-4)	12/31/11
1.000	Missy Young vs. Southern Utah (4-4)	2/6/99
.875	Dianne Rappach vs. Akron (7-8)	1/28/89
.857	Shannon Beach vs. UT-Martin (6-7)	12/21/96

MOST ASSISTS

16	Danielle Carson vs. Montevallo	12/21/85
16	Danielle Carson vs. Kent State	11/30/85
15	Danielle Carson vs. Murray State	2/24/86
14	Carol Nee vs. Eastern Kentucky	2/27/88
14	Danielle Carson vs. Austin Peay	2/22/86

MOST STEALS

9	Colleen Cook at Oral Roberts	1/8/98
9	Colleen Cook vs. Northeastern Illinois	1/3/98
9	Colleen Cook at Chicago State	1/27/97
9	Colleen Cook vs. Troy State	1/27/96
9	Danielle Carson vs. Westminster	2/5/83
9	Wanda Grant vs. Toledo	1/31/81
9	Vicki Lawrence vs. Marshall	1/19/80
8	Tieara Jones at Loyola	3/7/11

BLOCKED SHOTS

10	Donna Djorovic vs. Tennessee	2/9/93
7	Tara Fleming vs. Butler	1/21/04
6	Tara Fleming at Xavier	12/31/04
6	Donna Djorovic vs. Western Illinois	2/11/93
6	Dona Djorovic vs. Green Bay	1/21/93

CONSECUTIVE FREE THROWS

12	Brandi Brown vs. UIC	3/3/11
12	Brianne Kenneally vs. Southern Utah	3/1/99
12	Liz Hauger vs. Eastern Illinois	2/19/96
11	Kristi Echelberry vs. Eastern Illinois	2/13/93
11	Dorothy Bowers at Austin Peay	2/21/87
10	Brandi Brown vs. Northern Iowa	11/26/11
10	Brianne Kenneally vs. Western Illinois	1/29/01
10	Brianne Kenneally vs. Oakland	1/4/99
10	Liz Hauger vs. Western Illinois	2/5/96
10	Christina Ferraro vs. Robert Morris	1/29/94
10	Debbie Burkett vs. Ohio	12/28/85




Kristi Echelberry was 9-of-9 from the floor on Jan. 5, 1995 at Chicago State.



Barb Fabianova tied a school record with seven 3-pointers at IPFW on Jan. 18, 2005.



INDIVIDUAL SEASON RECORDS



Dorothy Bowers owns three of the top four individual season point totals.

SCORING AVERAGE

Table with 4 columns: Rank, Points, Player Name, Season. Lists top scorers like Wanda Grant and Dorothy Bowers.

FIELD GOAL PCT. (min 2.5/game)

Table with 4 columns: Rank, Pct, Player Name, Season. Lists players like Wanda Grant and Holly Seimetz.

FIELD GOALS MADE

Table with 4 columns: Rank, Points, Player Name, Season. Lists players like Dorothy Bowers and Wanda Grant.

3-POINT FIELD GOALS MADE

Table with 4 columns: Rank, Points, Player Name, Season. Lists players like Heather Karner and Tiffany Adams.

POINTS SCORED

Table with 4 columns: Rank, Points, Player Name, Season. Lists total points scored by players like Dorothy Bowers and Wanda Grant.

FIELD GOALS ATTEMPTED


Table with 4 columns: Rank, Points, Player Name, Season. Lists players like Dorothy Bowers and Wanda Grant.

3-POINT FIELD GOALS ATT.

Table with 4 columns: Rank, Points, Player Name, Season. Lists players like Heather Karner and Tiffany Adams.



INDIVIDUAL SEASON RECORDS



Danielle Carson's 269 assists are the most in a single season in YSU history. She also holds the career assists record with 573.

3-POINT FG PCT. (min 1/game)

1.	.495	Heather Harris (52-105)	2001-02
2.	.437	Devin Novak (69-158)	2002-03
3.	.419	Lisa Rotunno (52-124)	1998-99
4.	.414	Leslie Majewski (70-169)	1999-00
5.	.409	Dianne Rappach (63-154)	1990-91
6.	.408	Liz Hauger (31-76)	1996-97
7.	.407	Shannon Beach (57-140)	1997-98
8.	.402	Monica Touvelle (53-132)	2011-12
9.	.396	Caroline McCombs (36-91)	1995-96
10.	.395	Donna Wertz (30-76)	1991-92

FREE THROWS MADE

1.	140	Brianne Kenneally	1999-00
2.	127	Tiara Scott	2007-08
3.	119	Dorothy Bowers	1985-86
4.	118	Liz Hauger	1996-97
5.	116	Brianne Kenneally	1998-99
	116	Liz Hauger	1995-96
7.	114	Brandi Brown	2011-12
	114	Brandi Brown	2010-11
9.	107	Ann Marie Martin	1997-98
10.	104	Dorothy Bowers	1986-87
11.	103	Ashlee Russo	2005-06
12.	101	Missy Young	1998-99
13.	99	Kristy Echeberry	1993-94
	99	Margaret Somple	1989-90
	99	Dorothy Bowers	1987-88
16.	96	Wanda Grant	1980-81
17.	90	Shannon Beach	1995-96
18.	89	Missy Young	1999-00
	89	Caroline McCombs	1997-98
20.	88	Brandi Brown	2009-10
	88	Teresita Jones	1997-98

FREE THROWS ATTEMPTED

1.	194	Dorothy Bowers	1985-86
2.	173	Brianne Kenneally	1999-00
3.	164	Brandi Brown	2009-10
4.	157	Tiara Scott	2007-08
	157	Wanda Grant	1980-81
6.	156	Missy Young	1998-99
7.	153	Brandi Brown	2011-12
8.	151	Brandi Brown	2010-11
9.	146	Liz Hauger	1996-97
	146	Liz Hauger	1995-96
11.	144	Ashlee Russo	2005-06
12.	140	Missy Young	1999-00
13.	137	Margaret Somple	1989-90
	137	Dorothy Bowers	1986-87
15.	135	Brianne Kenneally	1998-99
	135	Kristi Echeberry	1993-94
17.	130	Dorothy Bowers	1987-88
18.	126	Shannon Beach	1995-96
19.	121	Teresita Jones	1997-98
20.	118	Ann Marie Martin	1997-98
	118	Danielle Carson	1985-86

FREE THROW Pct. (min 1.25/game)

1.	.907	Ann Marie Martin (107-118)	1997-98
2.	.890	Jen Perugini (81-91)	2002-03
3.	.882	Jen Lyden (45-51)	2000-01
4.	.859	Brianne Kenneally (116-135)	1998-99
5.	.857	Lauren Branson (36-42)	2006-07
6.	.854	Dianne Rappach (35-41)	1990-91
7.	.848	Leslie Majewski (56-66)	1998-99
8.	.847	Kristy Gaudiose (50-59)	2005-06
9.	.842	Lisa Rotunno (48-57)	1998-99
10.	.838	Caroline McCombs (62-74)	1996-97

REBOUNDS

1.	381	Wanda Grant	1980-81
2.	330	Wanda Grant	1978-79
3.	326	Dorothy Bowers	1985-86
4.	325	Dorothy Bowers	1987-88
5.	318	Brandi Brown	2009-10
6.	288	Jen Perugini	2004-05
7.	283	Holly Seimetz	1981-82
8.	282	Donna Djorovic	1992-93
9.	279	Brandi Brown	2011-12
10.	277	Brandi Brown	2010-11
11.	255	Holly Seimetz	1980-81
12.	253	Margaret Somple	1989-90
13.	248	Shannon Beach	1995-96
14.	246	Missy Young	1999-00
15.	242	Dorothy Bowers	1986-87
16.	241	Margaret Somple	1990-91
17.	240	Shannon Beach	1996-97
18.	239	Jen Perugini	2001-02
19.	236	Wanda Grant	1979-80
20.	232	Holly Seimetz	1978-79

REBOUNDING AVG (min 50% games)

1.	15.4	Wanda Grant	1977-78
2.	15.2	Wanda Grant	1980-81
3.	14.8	Wanda Grant	1979-80
4.	14.4	Wanda Grant	1978-79
5.	12.9	Holly Seimetz	1981-82
6.	11.6	Dorothy Bowers	1985-86
7.	11.6	Dorothy Bowers	1987-88
8.	10.7	Jen Perugini	2004-05
9.	10.6	Brandi Brown	2009-10
10.	10.2	Holly Seimetz	1980-81

CONSECUTIVE FREE THROWS

1.	35	Brianne Kenneally	2/13-3/1/99
2.	32	Jen Perugini	2/28/02-1/8/03
3.	28	Liz Hauger	2/10-2/28/96
4.	26	Ann Marie Martin	1/10-1/31/98
	26	Kristi Echeberry	1/14-2/17/92
6.	25	Kenya Middlebrooks	12/5/09-1/30/10
	25	Tiara Scott	12/19/07-1/19/08
8.	24	Brandi Brown	2/19-3/5/11
	24	Tiara Scott	11/29/08-1/22/09
10.	22	Dorothy Bowers	12/27/87-1/9/88
11.	19	Brianne Kenneally	1/6-1/15/00
	19	Dorothy Bowers	1/16-1/23/88
13.	18	Liz Hauger	2/10-2/28/96
14.	17	Brianne Kenneally	11/24-11/25/00
15.	16	Three Times	



Heather Karner buried a school-record 87 3-pointers during the 2007-08 season.



INDIVIDUAL SEASON RECORDS

ASSISTS

1.	269	Danielle Carson	1985-86
2.	214	Cindy Diatko	1978-79
3.	190	Carol Nee	1987-88
4.	167	Lauren Branson	2007-08
5.	162	Tanja Simone	1986-87
6.	159	Lauren Branson	2004-05
7.	154	Dianne Rappach	1990-91
8.	151	Margaret Peters	1983-84
9.	149	Caroline McCombs	1997-98
	149	Margaret Peters	1984-85
11.	144	Caroline McCombs	1995-96
12.	141	Colleen Cook	1996-97
13.	140	Dianne Rappach	1989-90
	140	Margaret Peters	1982-83
15.	137	Danielle Carson	1984-85
16.	134	Colleen Cook	1997-98
17.	131	Macey Nortey	2009-10
18.	130	Brianne Kenneally	1999-00
19.	129	Vicki Lawrence	1978-79
20.	123	Colleen Cook	1995-96

ASSISTS AVG (min 50% games)

1.	10.7	Cindy Diatko	1978-79
2.	9.6	Danielle Carson	1985-86
3.	7.3	Cindy Diatko	1977-78
4.	6.8	Carol Nee	1987-88
5.	6.3	Margaret Peters	1983-84
6.	6.0	Tanja Simone	1986-87
7.	5.7	Lauren Branson	2004-05
8.	5.6	Vicki Lawrence	1978-79
9.	5.5	Margaret Peters	1984-85
10.	5.5	Dianne Rappach	1990-91

BLOCKED SHOTS

1.	85	Donna Djorovic	1992-93
2.	50	Margaret Somple	1990-91
3.	49	Donna Djorovic	1990-91
4.	45	Tara Fleming	2004-05
5.	43	Tara Fleming	2003-04
6.	40	Donna Djorovic	1991-92
7.	39	Tieara Jones	2010-11
8.	35	Jen Perugini	2002-03
9.	33	Ashley Pendleton	2007-08
10.	32	Jenny Horner	2001-02
	32	Ann Marie Martin	1997-98
12.	31	Julie Bray	1988-89
13.	30	Jen Perugini	2001-02
14.	29	Nikita LaFleur	2006-07
	29	Terestia Jones	1995-96
16.	28	Jessica Schloemp	2005-06
	28	Jen Perugini	2004-05
	28	Margaret Somple	1989-90
	28	Holly Seimetz	1981-82

BLOCKS AVG. (min 50% games)

1.	3.0	Donna Djorovic	1992-93
2.	1.8	Margaret Somple	1990-91
3.	1.8	Donna Djorovic	1990-91
4.	1.7	Tara Fleming	2004-05
5.	1.5	Donna Djorovic	1991-92
6.	1.5	Tara Fleming	2003-04
7.	1.3	Tieara Jones	2010-11
8.	1.3	Holly Seimetz	1981-82
9.	1.3	Jen Perugini	2002-03
10.	1.2	Jen Perugini	2001-02

STEALS

1.	145	Colleen Cook	1997-98
2.	105	Colleen Cook	1996-97
3.	95	Colleen Cook	1995-96
4.	91	Danielle Carson	1985-86
5.	90	Vicki Lawrence	1978-79
6.	87	Dianne Rappach	1990-91
7.	85	Margaret Peters	1982-83
8.	83	Dianne Rappach	1989-90
	83	Cindy Diatko	1978-79
10.	78	Cindy Diatko	1977-78
11.	77	Margaret Somple	1990-91
	77	Stephanie Cole	1988-89
13.	73	Carol Nee	1987-88
	73	Margaret Peters	1984-85
	73	Danielle Carson	1984-85
16.	72	Liz Hauger	1995-96
17.	70	Brianne Kenneally	1999-00
	70	Caroline McCombs	1997-98
19.	68	Danielle Carson	1982-83
20.	67	Tiffany Adams	1992-93

STEALS AVERAGE (min 50% games)

1.	5.3	Cyndi Buchanan	1975-76
2.	5.2	Cindy Diatko	1977-78
3.	4.7	Colleen Cook	1997-98
4.	4.2	Cindy Diatko	1978-79
5.	4.1	Vicki Lawrence	1977-78
6.	4.1	Jayne Petrek	1977-78
7.	3.9	Jayne Petrek	1976-77
8.	3.9	Vicki Lawrence	1978-79
9.	3.8	Linda Fredericks	1976-77
10.	3.6	Colleen Cook	1996-97

GAMES PLAYED

1.	31	17 Times
mr Five players in 2007-08		

GAMES STARTED

1.	31	Nine Times
mr Three players in 2007-08		

MINUTES

1.	1,078	Danielle Carson	1985-86
2.	1,050	Heather Karner	2007-08
3.	1,049	Lauren Branson	2007-08
4.	1,021	Dorothy Bowers	1985-86
5.	1,017	Brandi Brown	2010-11
6.	1,015	Macey Nortey	2009-10
7.	1,006	Kenya Middlebrooks	2009-10
8.	1,000	Liz Hauger	1996-97
9.	998	Danielle Carson	1984-85
10.	987	Mary Jo Vodenichar	1984-85
11.	976	Jessica Olmstead	2002-03
12.	970	Liz Hauger	1995-96
13.	968	Kelsey Gurganus	2008-09
14.	967	Brandi Brown	2010-11
15.	963	Kenya Middlebrooks	2010-11
16.	956	Margaret Peters	1982-83
17.	955	Shannon Beach	1996-97
18.	945	Dorothy Bowers	1987-88
19.	937	Caroline McCombs	1995-96
20.	926	Tieara Jones	2010-11

MINUTES AVG. (min 50% games)

1.	38.5	Danielle Carson	1985-86
2.	37.2	Danielle Carson	1983-84
3.	37.0	Danielle Carson	1984-85
4.	36.9	Mary Jo Vodenichar	1983-84
5.	36.6	Mary Jo Vodenichar	1984-85
6.	36.5	Dorothy Bowers	1985-86
7.	36.2	Margaret Peters	1983-84
8.	35.4	Margaret Peters	1982-83
9.	35.4	Dorothy Bowers	1986-87
10.	34.9	Jessica Olmstead	2002-03



Jessica Schloemp was one of three players on the 2007-08 team to start in a school-record-tying 31 games.



INDIVIDUAL CAREER RECORDS

POINTS SCORED

1.	2,324	Dorothy Bowers	1984-88
2.	1,829	Wanda Grant	1977-81
3.	1,697	Danielle Carson	1982-86
4.	1,630	Ann Marie Martin	1994-98
5.	1,579	Margaret Somple	1986-91
6.	1,577	Caroline McCombs	1994-98
7.	1,471	Brianne Kenneally	1997-01
8.	1,468	Liz Hauger	1993-97
9.	1,417	Brandi Brown	2009-12
10.	1,294	Holly Seimetz	1978-82
11.	1,281	Kristi Echelberry	1991-95
12.	1,202	Jen Perugini	2001-05
13.	1,198	Dianne Rappach	1988-92
14.	1,148	Shannon Beach	1993-98
15.	1,084	Margaret Peters	1981-85
16.	1,069	Vicki Lawrence	1977-81
17.	1,000	Leslie Majewski	1996-00
18.	951	Rachel Cowley	1989-93
19.	917	Kenya Middlebrooks	2008-12
20.	916	Donna Wertz	1988-92
21.	915	Donna Djorovic	1989-93
22.	897	Jenny Woodward	1987-91
23.	882	Cathy Hanek	2000-05
24.	852	Teresita Jones	1994-98
25.	823	Tanja Simone	1984-88
	823	Mary Jo Vodenichar	1983-85
27.	742	Linda Fredericks	1975-79
28.	740	Heather Karner	2006-08
29.	710	Missy Young	1996-00
30.	698	Jessica Schloemp	2004-08



Dianne Rappach sank 198 3-pointers during her career from 1988-92.

FG PCT. (min 2.5/game & 2 years)

1.	.544	Dorothy Bowers (977-1,796)	1984-88
2.	.535	Tiara Scott (231-432)	2007-09
3.	.530	Ann Marie Martin (637-1,202)	1994-98
4.	.521	Holly Seimetz (535-1,027)	1978-82
5.	.519	Wanda Grant (793-1,528)	1977-81
6.	.506	Kristi Echelberry (473-935)	1991-95
7.	.486	Margaret Somple (647-1,330)	1986-91
8.	.481	Sharon Woodward (248-516)	1980-84
9.	.480	Mary Jo Vodenichar (330-688)	1980-84
10.	.474	Vicki Lawrence (434-915)	1977-81

3-POINT FIELD GOALS MADE

1.	198	Dianne Rappach	1988-92
2.	166	Leslie Majewski	1996-00
3.	162	Kenya Middlebrooks	2008-12
4.	153	Cathy Hanek	2000-05
5.	146	Shannon Beach	1993-98
	146	Caroline McCombs	1994-98
7.	139	Heather Karner	2006-08
8.	133	Barb Fabianova	2001-05
9.	129	Devin Novak	2000-03
10.	128	Brianne Kenneally	1997-2001
11.	101	Tiffany Adams	1988-93
12.	99	Kristy Gaudiose	2003-06
13.	78	Monica Touvelle	2010-12
14.	76	Heather Harris	2000-02
15.	74	Liz Hauger	1993-97
16.	72	Maggie Johnston	2001-03
17.	71	Brandi Brown	2009-12
18.	65	Lisa Rotunno	1995-99
19.	64	Velissa Vaughn	2005-08
20.	62	Cathy Hartman	1990-94

SCORING AVERAGE (min 50 games)

1.	23.2	Wanda Grant	1977-81
2.	21.5	Dorothy Bowers	1984-88
3.	16.1	Mary Jo Vodenichar	1983-85
4.	16.0	Danielle Carson	1982-86
5.	15.7	Brandi Brown	2009-11
6.	15.1	Vicki Lawrence	1977-81
7.	14.7	Brianne Kenneally	1997-01
8.	14.7	Holly Seimetz	1978-82
9.	13.9	Ann Marie Martin	1994-98
10.	13.9	Margaret Somple	1986-91

19.	368	Jenny Woodward	1987-91
20.	367	Rachel Cowley	1989-93

FIELD GOALS ATTEMPTED

1.	1,796	Dorothy Bowers	1984-88
2.	1,727	Danielle Carson	1982-86
3.	1,528	Wanda Grant	1977-81
4.	1,330	Margaret Somple	1986-91
5.	1,250	Caroline McCombs	1994-98
6.	1,226	Liz Hauger	1993-97
7.	1,202	Ann Marie Martin	1994-98
8.	1,181	Brianne Kenneally	1997-01
9.	1,170	Brandi Brown	2009-12
10.	1,126	Margaret Peters	1981-85
11.	1,125	Jen Perugini	2001-05
12.	1,090	Dianne Rappach	1988-92
13.	1,036	Kenya Middlebrooks	2008-12
14.	1,027	Holly Seimetz	1978-82
15.	944	Rachel Cowley	1989-93
16.	941	Donna Djorovic	1989-93
17.	935	Kristi Echelberry	1991-95
18.	933	Jenny Woodward	1987-91
19.	923	Cathy Hanek	2000-05
20.	915	Vicki Lawrence	1977-81

FIELD GOALS MADE

1.	977	Dorothy Bowers	1984-88
2.	793	Wanda Grant	1977-81
3.	725	Danielle Carson	1982-86
4.	647	Margaret Somple	1986-91
5.	637	Ann Marie Martin	1994-98
6.	577	Caroline McCombs	1994-98
7.	535	Holly Seimetz	1978-82
8.	528	Liz Hauger	1993-97
9.	515	Brandi Brown	2011-12
10.	485	Brianne Kenneally	1997-01
11.	477	Jen Perugini	2001-05
12.	473	Kristi Echelberry	1991-95
13.	466	Margaret Peters	1981-85
14.	437	Dianne Rappach	1988-92
15.	434	Vicki Lawrence	1977-81
16.	375	Shannon Beach	1993-98
	375	Donna Wertz	1988-92
18.	373	Donna Djorovic	1989-93



Lauren Branson made a YSU record 82.5 percent of her free throws from 2004-08.



INDIVIDUAL CAREER RECORDS

3-POINT FIELD GOAL ATTEMPTS

1.	525	Dianne Rappach	1988-92	433	Kristi Echelberry	1991-95
2.	506	Kenya Middlebrooks	2008-12	405	Danielle Carson	1982-86
3.	456	Cathy Hanek	2000-05	385	Missy Young	1996-00
4.	430	Leslie Majewski	1996-2000	369	Ann Marie Martin	1994-98
5.	393	Caroline McCombs	1994-98	356	Caroline McCombs	1994-98
6.	392	Brianne Kenneally	1997-2001	355	Shannon Beach	1993-98
7.	385	Heather Karner	2006-08	352	Holly Seimetz	1978-82
8.	382	Barb Fabianova	2001-05	295	Teresita Jones	1994-98
9.	376	Shannon Beach	1993-98	286	Macey Nortey	2008-12
10.	326	Devin Novak	2000-03	285	Vicki Lawrence	1977-81
11.	300	Kristy Gaudiose	2003-06	259	Jen Perugini	2001-05
12.	279	Tiffany Adams	1988-93	259	Tanja Simione	1984-88
13.	243	Bojana Dimitrov	2009-11	258	Donna Djorovic	1989-93
14.	239	Brandi Brown	2009-12	253	Margaret Peters	1981-85
15.	232	Maggie Johnston	2001-03			
16.	229	Liz Hauger	1993-97			
17.	214	Monica Touvelle	2010-12			
18.	204	Monique Godfrey	2005-09			
	204	Jen Lyden	1997-01			
20.	200	Velissa Vaughn	2005-08			

3-POINT FG PCT (min 1/game & 2 yrs)

1.	.466	Heather Harris (76-163)	2000-02
2.	.396	Devin Novak (129-326)	2000-03
3.	.388	Shannon Beach (146-376)	1993-98
4.	.386	Leslie Majewski (166-430)	1996-00
5.	.377	Dianne Rappach (198-525)	1988-92
6.	.372	Caroline McCombs (146-393)	1994-98
7.	.364	Monica Touvelle (78-214)	2010-12
8.	.362	Tiffany Adams (101-279)	1988-93
9.	.361	Heather Karner (139-385)	2006-08
10.	.348	Barb Fabianova (133-382)	2001-05

FREE THROWS MADE

1.	373	Brianne Kenneally	1997-2001
2.	370	Dorothy Bowers	1984-88
3.	338	Liz Hauger	1993-97
4.	323	Kristi Echelberry	1991-95
5.	316	Brandi Brown	2009-12
6.	303	Ann Marie Martin	1994-98
7.	285	Margaret Somple	1986-91
8.	279	Caroline McCombs	1994-98
9.	255	Missy Young	1996-00
10.	252	Shannon Beach	1993-98
11.	247	Danielle Carson	1982-86
12.	243	Wanda Grant	1977-81
13.	224	Holly Seimetz	1978-82
14.	211	Jen Perugini	2001-05
15.	201	Vicki Lawrence	1977-81
16.	195	Macey Nortey	2008-12
17.	188	Teresita Jones	1994-98
18.	184	Tiara Scott	2007-09
19.	181	Tanja Simione	1984-88
20.	178	Lauren Branson	2004-08

FREE THROW ATTEMPTS

1.	545	Dorothy Bowers	1984-88
2.	468	Brandi Brown	2009-12
3.	462	Brianne Kenneally	1997-01
4.	449	Wanda Grant	1977-81
5.	434	Margaret Somple	1986-91
6.	433	Liz Hauger	1993-97

FT PCT. (min 1.25/game & 2 years)

1.	.825	Lauren Branson (178-216)	2004-08
2.	.821	Kristy Gaudiose (101-123)	2003-06
	.821	Ann Marie Martin (303-369)	1994-98
4.	.815	Jen Perugini (211-259)	2001-05
5.	.807	Brianne Kenneally (373-462)	1997-01
6.	.806	Kelsey Gurganus (75-93)	2007-09
7.	.799	Mary Jo Vodenichar (163-204)	1983-85
8.	.796	Heather Karner (133-167)	2006-08
9.	.793	Tiara Scott (184-232)	2007-09
10.	.784	Caroline McCombs (279-356)	1994-98

REBOUNDS

1.	1,178	Wanda Grant	1977-81
2.	1,083	Dorothy Bowers	1984-88
3.	929	Holly Seimetz	1978-82
4.	905	Jen Perugini	2001-05
5.	874	Brandi Brown	2009-12
6.	856	Margaret Somple	1986-91
7.	762	Kristi Echelberry	1991-95
8.	749	Danielle Carson	1982-86
9.	716	Donna Djorovic	1989-93
10.	711	Ann Marie Martin	1994-98
11.	690	Shannon Beach	1993-98
12.	618	Jessica Schloemp	2004-08
13.	569	Linda Fredericks	1975-79
14.	559	Missy Young	1996-00
15.	535	Teresita Jones	1994-98
16.	532	Liz Hauger	1993-97
17.	500	Donna Wertz	1988-92
18.	483	Caroline McCombs	1994-98
19.	474	Cara Hendrix	1985-89
20.	469	Jeanna Rex	1988-92

REBOUNDING AVG (min 50% games & 2 years)

1.	14.9	Wanda Grant	1977-81
2.	10.6	Holly Seimetz	1978-82
3.	10.0	Dorothy Bowers	1984-88
4.	9.7	Brandi Brown	2009-11
5.	8.3	Jen Perugini	2001-05
6.	8.1	Linda Fredericks	1975-79
7.	7.5	Margaret Somple	1986-91
8.	7.9	Cindy Gettig	1975-77
9.	7.9	Jayne Petrek	1975-78
10.	7.5	Margaret Somple	1986-91



Wanda Grant's career 23.2 scoring average and 14.9 rebounds per game from 1977-81 remain the school record.

ASSISTS

1.	573	Danielle Carson	1982-86
2.	533	Margaret Peters	1981-85
3.	503	Dianne Rappach	1988-92
4.	493	Lauren Branson	2004-08
5.	492	Caroline McCombs	1994-98
6.	454	Colleen Cook	1994-98
7.	403	Macey Nortey	2008-12
8.	376	Tanja Simione	1984-88
9.	325	Rachel Cowley	1989-93
10.	324	Cindy Diatko	1977-79
11.	314	Brianne Kenneally	1997-2001
12.	310	Stephanie Cole	1985-89
13.	301	Vicki Lawrence	1977-81
14.	293	Carol Nee	1986-88
15.	286	Liz Hauger	1993-97
16.	281	Jeanna Rex	1988-92
17.	268	Leslie Majewski	1996-00
18.	227	Cathy Hanek	2000-05
19.	226	Jenny Woodward	1987-91
20.	224	Shirley Barnett	1978-82

ASSISTS AVG (min 50% games & 2 years)

1.	9.3	Cindy Diatko	1977-79
2.	5.5	Carol Nee	1986-88
3.	5.4	Danielle Carson	1982-86
4.	5.3	Margaret Peters	1981-85
5.	5.0	Lauren Branson	2004-08
6.	4.5	Dianne Rappach	1988-92
7.	4.3	Caroline McCombs	1994-98
8.	4.2	Vicki Lawrence	1977-81
9.	3.9	Colleen Cook	1994-98
10.	3.7	Maggie Johnston	2001-03



INDIVIDUAL CAREER RECORDS

BLOCKS

1.	196	Donna Djorovic	1989-93
2.	126	Tara Fleming	2001-05
3.	123	Margaret Somple	1986-91
4.	107	Jen Perugini	2001-05
5.	82	Ann Marie Martin	1994-98
6.	77	Julie Bray	1986-90
7.	75	Ashley Pendleton	2005-09
8.	69	Jessica Schloemp	2004-08
9.	67	Nikita LaFleur	2005-09
10.	65	Teresita Jones	1994-98
11.	61	Dorothy Bowers	1984-88
12.	54	Tieara Jones	2010-12
13.	52	Jen Horner	1998-02
	52	Kristi Echelberry	1991-95
15.	43	Rachel Cowley	1989-93
	43	Margaret Porter	1981-85
17.	41	Evelyn Rohland	1979-83
18.	34	Darby O'Brien	1998-00
19.	33	Missy Young	1996-00
20.	32	Rachael Manuel	2008-10
	32	Michelle Holmes	2002-06

BLOCKS AVG (min 50% games & 2 years)

1.	1.9	Donna Djorovic	1989-93
2.	1.2	Tara Fleming	2001-05
3.	1.1	Margaret Somple	1986-91
4.	1.0	Jen Perugini	2001-05
5.	0.9	Tieara Jones	2010-12
6.	0.7	Darby O'Brien	1998-00
7.	0.7	Nikita LaFleur	2005-09
8.	0.7	Ashley Pendleton	2005-09
9.	0.7	Julie Bray	1986-90
10.	0.7	Ann Marie Martin	1994-98

STEALS

1.	384	Colleen Cook	1994-98
2.	288	Danielle Carson	1982-86
3.	275	Dianne Rappach	1988-92
4.	249	Margaret Peters	1981-85
5.	242	Margaret Somple	1986-91
6.	236	Caroline McCombs	1994-98
7.	202	Liz Hauger	1993-97
8.	199	Vicki Lawrence	1977-81
9.	191	Jeanna Rex	1988-92
	191	Stephanie Coie	1985-89
11.	182	Dorothy Bowers	1984-88
12.	171	Brianne Kenneally	1997-01
13.	168	Ann Marie Martin	1994-98
14.	167	Macey Nortey	2009-12
15.	163	Shannon Beach	1993-98
16.	161	Cindy Diatko	1977-79
17.	158	Lauren Branson	2004-08
18.	151	Leslie Majewski	1996-00
19.	148	Linda Federicks	1975-78
20.	146	Wanda Grant	1977-81

STEALS AVG (min 50% games & 2 yrs)

1.	4.6	Cindy Diatko	1977-79
2.	3.3	Colleen Cook	1994-98
3.	3.2	Jayne Petrek	1975-78
4.	2.8	Vicki Lawrence	1977-81

5.	2.7	Danielle Carson	1982-86
6.	2.6	Cindy Gettig	1975-77
7.	2.5	Margaret Peters	1981-85
8.	2.5	Dianne Rappach	1988-92
9.	2.2	Carol Nee	1986-88
10.	2.1	Margaret Somple	1986-91

GAMES PLAYED


1.	120	Kenya Middlebrooks	2008-12
	120	Macey Nortey	2008-12
	120	Leslie Majewski	1996-2000
4.	117	Ann Marie Martin	1994-98
5.	116	Colleen Cook	1994-98
6.	115	Caroline McCombs	1994-98
	115	Teresita Jones	1994-98
8.	114	Jessica Schloemp	2004-05
	114	Margaret Somple	1986-91
10.	111	Cathy Hanek	2000-05
	111	Dianne Rappach	1988-92
12.	110	Jenny Woodward	1987-91
13.	109	Jen Perugini	2001-05
	109	Liz Hauger	1993-97
	109	Julie Bray	1986-90
	109	Tanja Simone	1984-88
17.	108	Kristi Echelberry	1991-95
	108	Dorothy Bowers	1984-88
19.	107	Tara Fleming	2001-05
	107	Missy Young	1996-00

GAMES STARTED

1.	112	Caroline McCombs	1994-98
2.	106	Margaret Somple	1986-91
3.	104	Ann Marie Martin	1994-98
	104	Danielle Carson	1982-86
5.	103	Dianne Rappach	1988-92
6.	101	Macey Nortey	2008-12
7.	94	Kenya Middlebrooks	2008-12
8.	93	Lauren Branson	2004-08
9.	92	Dorothy Bowers	1984-88
10.	90	Brandi Brown	2009-12
	89	Liz Hauger	1993-97
12.	87	Colleen Cook	1994-98
	87	Shannon Beach	1993-98
14.	86	Jessica Schloemp	2004-08
	86	Jen Perugini	2001-05
	84	Jeanna Rex	1988-92
17.	80	Cathy Hanek	2000-05
18.	78	Margaret Peters	1981-85
19.	77	Kristi Echelberry	1991-95
20.	74	Brianne Kenneally	1997-01

MINUTES

1.	3,839	Danielle Carson	1982-86
2.	3,573	Kenya Middlebrooks	2008-12
3.	3,425	Dorothy Bowers	1984-88
4.	3,343	Macey Nortey	2008-12
5.	3,239	Dianne Rappach	1988-92
6.	3,175	Jen Perugini	2001-05
7.	3,155	Lauren Branson	2004-08
8.	3,113	Liz Hauger	1993-97
9.	3,111	Cathy Hanek	2000-05
10.	2,942	Margaret Somple	1986-91
11.	2,868	Brandi Brown	2009-12



Caroline McCombs started a school-record 112 games from 1994-98.

12.	2,670	Kristi Echelberry	1991-95
	2,670	Jeanna Rex	1988-92
14.	2,635	Tanja Simone	1984-88
15.	2,619	Caroline McCombs	1994-98
16.	2,492	Jenny Woodward	1987-91
17.	2,440	Rachel Cowley	1989-93
18.	2,437	Jessica Schloemp	2004-08
19.	2,369	Ann Marie Martin	1994-98
20.	2,360	Stephanie Coie	1985-89

MINUTES AVG (min 50% games & 2 years)

1.	36.7	Mary Jo Vodenichar	1983-85
2.	36.2	Danielle Carson	1982-86
3.	32.5	Heather Karner	2006-08
4.	31.9	Lauren Branson	2004-08
5.	31.9	Brandi Brown	2009-12
6.	31.7	Dorothy Bowers	1984-88
7.	29.9	Maggie Johnston	2001-03
8.	29.8	Kenya Middlebrooks	2008-11
9.	29.2	Dianne Rappach	1988-92
10.	29.1	Jen Perugini	2001-05