

# YOUNGSTOWN STATE UNIVERSITY VOLLEYBALL RECORD BOOK

## 2013 EDITION

### Table of Contents

Award Winners	2	Team Records	13-14
<b>Individual Records</b>		Annual Leaders	15-16
Kills	3	Year-By-Year Team Stats	17
Attempts	4	Coaching History	18
Hitting Percentage	4	All-Time Results	19-25
Assists	5	Record By Opponent	26
Aces	6	Conference History	27
Digs	7	All-Time Letterwinners	28
Block Solos	8	Individual Career Summaries	29-48
Block Assists	8		
Total Blocks	9		
Points	10		
Sets	11		
Miscellaneous	11		
Class Records	12		



Stay connected with your Penguins by downloading the **YSU Front Row** app! Available for iOS and Android devices for the 2013-14 season!



Search for "YSU Front Row"

**YSUsports.com/social**  
**#GoGuins**





## AWARD WINNERS

### HORIZON LEAGUE

#### ALL-LEAGUE

2012	Missy Hundelt
2009	Ruth Boscaljon
2007	Jessica Fraley
2006	Ruth Boscaljon

#### NEWCOMER OF THE YEAR

2006	Ruth Boscaljon (Co)
------	---------------------

#### ALL-NEWCOMER TEAM

2009	Angela Roidt
2006	Ruth Boscaljon
2004	Jessica Fraley
2002	Angie Pasquiniti
2002	Nickole Kennedy

### MID-CONTINENT CONFERENCE

#### PLAYER OF THE YEAR

1995	Jill Raslevich
------	----------------

#### NEWCOMER OF THE YEAR

1998	Melissa Lyczkowski
------	--------------------

#### ALL-NEWCOMER TEAM

1998	Melissa Lyczkowski
------	--------------------

### FIRST-TEAM ALL-LEAGUE

2000	Rebecca Sylak
1999	Kristen Meech
1999	Vickie Robinson
1998	Amy Hermann
1998	Vickie Robinson
1997	Amy Hermann
1996	Heather Luben
1995	Jill Raslevich
1994	Amy Hermann

### SECOND-TEAM ALL-LEAGUE

2000	Kristen Meech
1999	Michelle Batton
1999	Melissa Lyczkowski
1998	Melissa Lyczkowski
1997	Vickie Robinson
1996	Vickie Robinson
1995	Amy Hermann
1995	Angie May
1995	Jaime Pirotte
1994	Jill Raslevich

#### HONORABLE MENTION ALL-LEAGUE

1994	Jaime Pirotte
------	---------------

#### COACH OF THE YEAR

1999	Joe Conroy
1998	Joe Conroy
1995	Joe Conroy
1994	Joe Conroy

#### ALL-TOURNAMENT TEAM

1999	Kristen Meech
1999	Vickie Robinson
1998	Amy Hermann
1998	Vickie Robinson
1995	Heather Luben
1995	Jill Raslevich (MVP)
1994	Angie May
1994	Jill Raslevich

### OHIO VALLEY CONFERENCE

#### ALL-CONFERENCE

1984	Sandra Treece
1983	Sandra Treece

#### ALL-TOURNAMENT TEAM

1982	Meg Deibel
------	------------

#### SCHOLAR-ATHLETE AWARD

1983-84	Donna Slagle
---------	--------------

### ACADEMIC

#### ALL-AMERICAN

2005	Abby Ettenhofer (2nd Team)
2001	Kristen Meech (3rd Team)

#### ALL-DISTRICT

2007	Jessica Fraley (3rd team)
2005	Abby Ettenhofer (1st team)
2001	Kristin Meech (1st team)
2000	Kristin Meech (1st team)

#### ALL-LEAGUE

2007	Jessica Fraley
2006	Jessica Fraley
2005	Abby Ettenhofer
2004	Abby Ettenhofer
2001	Kristen Meech

#### YSU STUDENT-ATHLETE OF THE YEAR

2007-08	Jessica Fraley
1999-00	Vickie Robinson
1998-99	Amy Hermann
1991-92	Sandy Stieber
1989-90	Julie Meese

## YSU HALL OF FAME MEMBERS



**Meg Deibel**  
(1981-84)  
Enshrined - 1997



**Sandra Treece**  
(1981-84)  
Enshrined - 2001



**Jill Raslevich**  
(1991-95)  
Enshrined - 2005



**Sandy Stieber**  
(1988-91)  
Enshrined - 2006



**Julie Meese**  
(1986-89)  
Enshrined - 2007



**Amy Hermann**  
(1994-98)  
Enshrined - 2008




**Vickie Robinson**  
(1996-99)  
Enshrined - 2009




**Heather Luben**  
(1993-96)  
Enshrined - 2010



**Kristen Meech**  
(1998-2001)  
Enshrined - 2011



*Amy Hermann is the only player to earn first-team all-conference honors three times in a career.*



*Sandra Treece was YSU's first all-conference player, earning All-OVC honors in 1983 and 1984.*



## KILLS – INDIVIDUAL RECORDS

### INDIVIDUAL MATCH

- 3 sets:** 30 – Amy Hermann vs. Western Illinois; 10/31/98
- 4 sets:** 30 – Amy Hermann vs. Niagara; 9/19/98
- 5 sets:** 31 – Jessica Fraley vs. Canisius; 8/28/05

### RALLY SCORING ERA

- 3 sets:** 21 – Ebony Barbosa vs. Navy; 9/9/06
- 4 sets:** 26 – Colleen Royer at Binghamton; 9/13/03
- 5 sets:** 31 – Jessica Fraley vs. Canisius; 8/28/05

### 25+ KILLS MATCHES

- 31 Jessica Fraley – vs. Canisius; 8/28/05
- 30 Amy Hermann – vs. Niagara; 9/19/98  
Amy Hermann – vs. Western Illinois; 10/31/98
- 29 Jill Raslevich – vs. Western Illinois; 11/13/92
- 28 Ruth Boscaljon – vs. Canisius; 9/1/06
- 27 Rebecca Sylak – vs. Valparaiso; 10/7/00  
Amy Hermann – vs. IUPUI; 10/9/98  
Heather Luben – vs. C. Connecticut St.; 11/2/96  
Heather Luben – vs. Wagner; 10/5/96
- 26 Colleen Royer – vs. Binghamton; 9/13/03  
Nickole Kennedy – vs. Robert Morris; 11/13/02  
Amy Hermann – vs. Cleveland State; 9/27/98  
Amy Hermann – vs. Buffalo; 9/18/98  
Heather Luben – vs. Akron ; 10/15/96  
Jen Windau – vs. Buffalo; 10/22/93
- 25 Missy Hundelt – vs. Siena; 8/26/11  
Abby Ettenhofer – vs. UIC; 11/12/05  
Colleen Royer – vs. Wright State; 10/10/03  
Colleen Royer – vs. IPFW; 11/11/01

### INDIVIDUAL SEASON

1. 513 – Amy Hermann . . . . . 1998
2. 468 – Heather Luben . . . . . 1996
3. 429 – Vickie Robinson . . . . . 1999
4. 427 – Jessica Fraley . . . . . 2007
5. 422 – Colleen Royer . . . . . 2003
6. 405 – Amy Hermann . . . . . 1997
7. 388 – Vickie Robinson . . . . . 1998
8. 369 – Missy Hundelt . . . . . 2012
9. 365 – Rebecca Sylak . . . . . 2000
10. 363 – Ruth Boscaljon . . . . . 2006
11. 361 – Ruth Boscaljon . . . . . 2007
12. 360 – Jessica Fraley . . . . . 2004
13. 358 – Michele Batton . . . . . 1999
14. 356 – Missy Hundelt . . . . . 2011
15. 353 – Vickie Robinson . . . . . 1997
16. 348 – Ruth Boscaljon . . . . . 2009
17. 341 – Melanie Pounders . . . . . 2004
18. 334 – Abby Ettenhofer . . . . . 2005  
334 – Jen Windau . . . . . 1993
20. 328 – Jill Raslevich . . . . . 1995

### BY CLASS

- Freshman:** 363 – Ruth Boscaljon; 2006
- Sophomore:** 361 – Ruth Boscaljon; 2007
- Junior:** 405 – Amy Hermann; 1997
- Senior:** 513 – Amy Hermann; 1998

### KILLS PER SET


1. 4.62 – Amy Hermann . . . . . 1998
2. 4.13 – Amy Hermann . . . . . 1997
3. 4.07 – Heather Luben . . . . . 1996
4. 3.98 – Colleen Royer . . . . . 2003
5. 3.97 – Vickie Robinson . . . . . 1999
6. 3.77 – Jill Raslevich . . . . . 1995
7. 3.63 – Vickie Robinson . . . . . 1998
8. 3.61 – Rebecca Sylak . . . . . 2000
9. 3.60 – Missy Hundelt . . . . . 2011
10. 3.51 – Michele Batton . . . . . 1999
11. 3.50 – Jessica Fraley . . . . . 2007
12. 3.42 – Missy Hundelt . . . . . 2012
13. 3.31 – Ruth Boscaljon . . . . . 2009
14. 3.27 – Ruth Boscaljon . . . . . 2006
15. 3.24 – Vickie Robinson . . . . . 1997

### CAREER

1. 1,408 – Vickie Robinson . . . . . 1996-99
2. 1,371 – Amy Hermann . . . . . 1994-98
3. 1,340 – Ruth Boscaljon . . . . . 2006-09
4. 1,132 – Jill Raslevich . . . . . 1992-95
5. 1,096 – Rebecca Sylak . . . . . 1997-01
6. 1,055 – Kristen Meech . . . . . 1998-01
7. 1,045 – Colleen Royer . . . . . 2000-03
8. 1,020 – Heather Luben . . . . . 1993-96
9. 1,005 – Annie Buschur . . . . . 2000-03
10. 1,001 – Jessica Fraley . . . . . 2004-07
11. 985 – Ebony Barbosa . . . . . 2005-08
12. 923 – Missy Hundelt . . . . . 2010-Present
13. 896 – Cindy Neubauer . . . . . 1992-95
14. 887 – Cari Leslie . . . . . 2003-06
15. 886 – Amber Nagy . . . . . 1997-00
16. 799 – Jen Windau . . . . . 1990-93
17. 798 – Sandy Stieber . . . . . 1988-91
18. 775 – Dina Hartman . . . . . 1987-90
19. 765 – Melanie Pounders . . . . . 2001-04
20. 744 – Michele Batton . . . . . 1999-02

### KILLS PER SET

1. 3.33 – Vickie Robinson . . . . . 1996-99
2. 3.22 – Amy Hermann . . . . . 1994-98
3. 3.16 – Jill Raslevich . . . . . 1992-95
4. 3.15 – Missy Hundelt . . . . . 2010-Present
5. 3.15 – Colleen Royer . . . . . 2000-03
6. 3.09 – Jessica Fraley . . . . . 2004-07
7. 3.08 – Heather Luben . . . . . 1993-96
8. 3.03 – Ruth Boscaljon . . . . . 2006-09
9. 2.83 – Angie May . . . . . 1994-95
10. 2.68 – Rebecca Sylak . . . . . 1997-01
11. 2.58 – Kristen Meech . . . . . 1998-01
12. 2.46 – Ebony Barbosa . . . . . 2005-08
13. 2.46 – Annie Buschur . . . . . 2000-03
14. 2.38 – Amber Nagy . . . . . 1997-00
15. 2.27 – Cindy Neubauer . . . . . 1992-95
16. 2.26 – Michele Batton . . . . . 1999-02
17. 2.23 – Cari Leslie . . . . . 2003-06
18. 2.16 – Melanie Pounders . . . . . 2001-04
19. 2.11 – Alexis Egler . . . . . 2011-Present
20. 2.11 – Abby Ettenhofer . . . . . 2002-05



**AMY HERMANN**



## ATTEMPTS – INDIVIDUAL RECORDS

### INDIVIDUAL MATCH

- 3 sets:** 55 – Jill Raslevich vs. Akron; 9/23/93  
**4 sets:** 75 – Heather Luben vs. Akron; 10/15/96  
**5 sets:** 66 – Amy Hermann vs. Cleveland State; 9/27/98

### RALLY SCORING ERA

- 3 sets:** 47 – Ebony Barbosa vs. N. Dakota State; 9/1/07  
**4 sets:** 61 – Colleen Royer vs. Butler; 11/7/03  
**5 sets:** 64 – 2x, mr Cari Leslie vs. Canisius; 8/28/05

### TOP 10 (RALLY SCORING)

- 64 – Cari Leslie vs. Canisius; 8/28/05  
64 – Rebecca Sylak vs. Robert Morris; 10/31/01
- 62 – Ebony Barbosa vs. Wright State; 11/4/06
- 61 – Missy Hundelt vs. Siena; 8/26/11  
61 – Melanie Pounders at Wright State; 10/30/04  
61 – Colleen Royer vs. Butler; 11/7/03  
61 – Colleen Royer at Wright State; 10/10/03
- 59 – Missy Hundelt at Chicago State; 10/2/11
- 58 – 6 Times  
mr Missy Hundelt vs. Green Bay; 10/19/12

### INDIVIDUAL SEASON

- 1,307 – Amy Hermann . . . . . 1998
- 1,247 – Heather Luben . . . . . 1996
- 1,176 – Jessica Fraley . . . . . 2007
- 1,172 – Ebony Barbosa . . . . . 2007
- 1,109 – Ebony Barbosa . . . . . 2006
- 1,041 – Colleen Royer . . . . . 2003
- 1,026 – Melanie Pounders . . . . . 2004
- 1,022 – Amy Hermann . . . . . 1997
- 1,017 – Missy Hundelt . . . . . 2011
- 971 – Missy Hundelt . . . . . 2012
- 948 – Michele Batton . . . . . 1999  
948 – Jen Windau . . . . . 1993
- 929 – Amber Nagy . . . . . 1999
- 912 – Cari Leslie . . . . . 2005
- 911 – Rebecca Sylak . . . . . 2000
- 903 – Jessica Fraley . . . . . 2004
- 895 – Vickie Robinson . . . . . 1998
- 884 – Vickie Robinson . . . . . 1999
- 870 – Vickie Robinson . . . . . 1997
- 858 – Colleen Royer . . . . . 2002

### CAREER

- 3,437 – Amy Hermann . . . . . 1994-98
- 3,433 – Ebony Barbosa . . . . . 2005-08
- 3,289 – Vickie Robinson . . . . . 1993-96
- 3,054 – Ruth Boscaljon . . . . . 2006-09
- 2,931 – Cari Leslie . . . . . 2003-06
- 2,913 – Rebecca Sylak . . . . . 1997-01
- 2,877 – Jill Raslevich . . . . . 1992-95
- 2,835 – Heather Luben . . . . . 1993-96
- 2,720 – Colleen Royer . . . . . 2000-03
- 2,717 – Missy Hundelt . . . . . 2010-Present  
2,717 – Jessica Fraley . . . . . 2004-07
- 2,636 – Kristen Meech . . . . . 1998-01
- 2,632 – Amber Nagy . . . . . 1997-00
- 2,608 – Annie Buschur . . . . . 2000-03
- 2,416 – Jen Windau . . . . . 1990-93
- 2,352 – Sandy Stieber . . . . . 1988-91
- 2,328 – Cindy Neubauer . . . . . 1992-95
- 2,287 – Melanie Pounders . . . . . 2001-04
- 2,231 – Dina Hartman . . . . . 1987-90
- 2,205 – Lori Longo . . . . . 1986-89

## HITTING PCT. – INDIVIDUAL RECORDS

### INDIVIDUAL MATCH

- 3 sets:** .692 – Cindy Neubauer vs. Chicago State; 9/17/94  
**4 sets:** .692 – Tracie Bender vs. Buffalo; 11/5/94  
**5 sets:** .550 – Michele Batton vs. NC State; 8/31/02

### RALLY SCORING ERA

- 3 sets:** .667 – Ebony Barbosa vs. Navy; 9/9/06  
**4 sets:** .619 – Shannon Watson at Loyola; 10/4/11  
**5 sets:** .550 – Michele Batton vs. NC State; 8/31/02

### TOP 10 (RALLY SCORING)

- .667 – Ebony Barbosa vs. Navy (21-1-30); 9/9/06
- .619 – Shannon Watson at Loyola (14-1-21); 10/4/11
- .600 – Nichele Johnson vs. Valparaiso (20-2-30); 11/2/12  
.600 – Ruth Boscaljon vs. Loyola (20-2-30); 9/25/09  
.600 – Abby Ettenhofer vs. St. Francis Pa. (12-0-20); 9/17/05
- .591 – Kristen Meech vs. Northwestern St. (13-0-22); 8/31/01
- .583 – Jessica Fraley at West Virginia (15-1-24); 10/15/06
- .567 – Ruth Boscaljon vs. St. Francis Pa. (20-3-30); 9/9/06
- .565 – Annie Buschur vs. Green Bay (14-1-23); 10/25/03
- .550 – Michele Batton vs. NC State (12-1-20); 8/31/02  
- minimum 20 attempts

### INDIVIDUAL SEASON

- .343 – Vickie Robinson (429 K) . . . . . 1999
- .318 – Ruth Boscaljon (348 K) . . . . . 2009
- .311 – Kristen Meech (322 K) . . . . . 2000
- .300 – Ruth Boscaljon (363 K) . . . . . 2006
- .297 – Ruth Boscaljon (268 K) . . . . . 2008
- .290 – Kristen Meech (275 K) . . . . . 2001
- .287 – Allison Heinz (168 K) . . . . . 2009
- .286 – Ruth Boscaljon (361 K) . . . . . 2007
- .285 – Vickie Robinson (388 K) . . . . . 1998
- .283 – Nancy Winkler (208 K) . . . . . 1986
- .281 – Jill Raslevich (328 K) . . . . . 1995
- .279 – Abby Ettenhofer (334 K) . . . . . 2005
- .273 – Michele Batton (358 K) . . . . . 1999
- .269 – Annie Buschur (325 K) . . . . . 2003
- .268 – Haley Kapferer (156 K) . . . . . 2008
- .265 – Jill Raslevich (310 K) . . . . . 1994
- .264 – Ann Butterbaugh (166 K) . . . . . 1991
- .264 – Rebecca Sylak (199 K) . . . . . 1999
- .262 – Laura Eden (188 K) . . . . . 1987
- .262 – Michele Batton (195 K) . . . . . 2002

- minimum 150 kills

### CAREER

- .301 – Ruth Boscaljon . . . . . 2006-09
- .277 – Vickie Robinson . . . . . 1996-99
- .267 – Kristen Meech . . . . . 1998-01
- .248 – Jill Raslevich . . . . . 1992-95
- .242 – Michele Batton . . . . . 1999-02
- .241 – Allison Heinz . . . . . 2006-09
- .236 – Amy Hermann . . . . . 1994-98
- .229 – Haley Kapferer . . . . . 2007-10
- .229 – Annie Buschur . . . . . 2000-03
- .228 – Amber Nagy . . . . . 1997-00
- .224 – Laura Eden . . . . . 1985-88
- .223 – Shannon Watson . . . . . 2011-Present
- .222 – Rebecca Sylak . . . . . 1997-01
- .216 – Cindy Neubauer . . . . . 1992-95
- .215 – Abby Ettenhofer . . . . . 2002-05
- .214 – Colleen Royer . . . . . 2000-03
- .213 – Katie Shea . . . . . 2002-05
- .213 – Tracie Bender . . . . . 1992-95
- .211 – Angie May . . . . . 1994-95
- .202 – Jen Kathe . . . . . 1986-89

- minimum 300 kills



## ASSISTS – INDIVIDUAL RECORDS

### INDIVIDUAL MATCH

- 3 sets:** 63 – Melissa Lyczkowski vs. Bucknell; 9/8/00  
**4 sets:** 76 – Karla Everhart vs. Wright State; 10/12/07  
**5 sets:** 86 – Angie Pasquinelli vs. Canisius; 8/28/05

### RALLY SCORING ERA

- 3 sets:** 45 – Karla Everhart vs. Duquesne; 9/16/06  
**4 sets:** 76 – Karla Everhart vs. Wright State; 10/12/07  
**5 sets:** 86 – Angie Pasquinelli vs. Canisius; 8/28/05

### TOP 10 (RALLY SCORING)

- 86 – Angie Pasquinelli vs. Canisius; 8/28/25
- 76 – Karla Everhart vs. Wright State; 10/12/07  
76 – Angie Pasquinelli at Robert Morris; 11/13/02
- 73 – Melissa Lyczkowski vs. Robert Morris; 10/31/01
- 70 – Angie Pasquinelli vs. Duquesne; 9/7/04
- 69 – Karla Everhart vs. Green Bay; 9/29/07
- 65 – Karla Everhart at Canisius; 9/1/06
- 64 – Beth Boscarelli vs. West Virginia; 10/18/03
- 61 – Angie Pasquinelli vs. Robert Morris; 8/28/05  
61 – Angie Pasquinelli at Wright State; 10/10/03

### INDIVIDUAL SEASON

- 1,373 – Melissa Lyczkowski . . . . . 1999
- 1,289 – Melissa Lyczkowski . . . . . 1998
- 1,276 – Angie Pasquinelli . . . . . 2004
- 1,211 – Karla Everhart . . . . . 2007
- 1,209 – Angie Pasquinelli . . . . . 2005
- 1,173 – Julie Meese . . . . . 1988
- 1,133 – Jaime Pirotte . . . . . 1994
- 1,125 – Karla Everhart . . . . . 2006
- 1,119 – Melissa Lyczkowski . . . . . 2000
- 1,039 – Melissa Lyczkowski . . . . . 2001
- 1,011 – Angie Pasquinelli . . . . . 2002
- 1,010 – Tamara Rudy . . . . . 1997
- 982 – Jaime Pirotte . . . . . 1995
- 952 – Tina Gregory . . . . . 1991
- 946 – Karla Everhart . . . . . 2008
- 913 – Casey D'Ambrose . . . . . 2011
- 879 – Jaime Pirotte . . . . . 1996
- 784 – Tina Gregory . . . . . 1992
- 736 – Casey D'Ambrose . . . . . 2012
- 730 – Jaime Pirotte . . . . . 1993

### CAREER


- 4,820 – Melissa Lyczkowski . . . . . 1998-01
- 4,028 – Angie Pasquinelli . . . . . 2002-05
- 3,724 – Jaime Pirotte . . . . . 1993-96
- 3,339 – Karla Everhart . . . . . 2005-08
- 2,417 – Julie Meese . . . . . 1986-89
- 2,176 – Tina Gregory . . . . . 1991-94
- 1,699 – Casey D'Ambrose . . . . . 2010-Present
- 1,389 – Tamara Rudy . . . . . 1996-99
- 1,144 – Dani Soubliere . . . . . 2007-10
- 1,071 – Beth Boscarelli . . . . . 2000-03
- 827 – Lana Fairchild . . . . . 1988-90
- 704 – Angela Roidt . . . . . 2009
- 618 – Kelly Gager . . . . . 1990
- 547 – Julie Sabatini . . . . . 1985-87
- 478 – Erin Muir . . . . . 2012
- 368 – Lisa Greigor . . . . . 1992-95
- 323 – Ann Quartraro . . . . . 1985
- 298 – Fono Harris . . . . . 1987
- 163 – Harmony Hunt . . . . . 1995-97
- 149 – Rebecca Sylak . . . . . 1997-01

### BY CLASS

- Freshman:** 1,289 – Melissa Lyczkowski; 1998  
**Sophomore:** 1,373 – Melissa Lyczkowski; 1999  
**Junior:** 1,276 – Angie Pasquinelli; 2004  
**Senior:** 1,209 – Angie Pasquinelli; 2005

### ASSISTS PER SET

- 11.39 – Melissa Lyczkowski . . . . . 1998-01
- 9.61 – Angie Pasquinelli . . . . . 2002-05
- 9.60 – Jaime Pirotte . . . . . 1996-96
- 9.38 – Karla Everhart . . . . . 2005-08
- 5.88 – Casey D'Ambrose . . . . . 2010-Present
- 5.69 – Dani Soubliere . . . . . 2007-10
- 5.43 – Julie Meese . . . . . 1986-89
- 5.42 – Kelly Gager . . . . . 1988-91
- 5.30 – Anna Quartraro . . . . . 1982-85
- 5.08 – Tina Gregory . . . . . 1991-94
- 4.47 – Tamara Rudy . . . . . 1996-99
- 4.06 – Beth Boscarelli . . . . . 2000-03
- 2.64 – Lana Fairchild . . . . . 1988-90
- 2.35 – Julie Sabatini . . . . . 1985-87
- 1.26 – Lisa Greigor . . . . . 1992-95
- 1.20 – Harmony Hunt . . . . . 1995-97
- 0.50 – Erika West . . . . . 2011-Present
- 0.36 – Rebecca Sylak . . . . . 1997-01
- 0.34 – Bri Kern . . . . . 2010-11
- 0.30 – Cari Leslie . . . . . 2003-06



**MELISSA LYCHKOWSKI**



## ACES – INDIVIDUAL RECORDS

### INDIVIDUAL MATCH

- 3 sets:** 7 – Amy Hermann vs. C. Connecticut State; 10/10/97  
**4 sets:** 7 – Kristen Meech vs. Portland State; 8/31/01  
**5 sets:** 7 – Amy Hermann vs. IUPUI; 10/9/98

### RALLY SCORING ERA

- 3 sets:** 6 – Colleen Royer vs. C. Connecticut St.; 9/7/01  
**4 sets:** 7 – Kristen Meech vs. Portland State; 8/31/01  
**5 sets:** 6 – 3x, mr Angie Pasquinelli vs. UIC; 10/14/05

### TOP 10 (RALLY SCORING)

- 7 – Kristen Meech vs. Portland State; 8/31/01
- 6 – Amanda Cindric vs. Saint Francis (Pa.); 9/16/06
  - 6 – Angie Pasquinelli vs. Green Bay; 11/5/05
  - 6 – Angie Pasquinelli vs. UIC; 10/14/05
  - 6 – Karla Everhart vs. Fairleigh Dickinson; 9/16/05
  - 6 – Katie Shea vs. UNC Wilmington; 9/11/04
  - 6 – Colleen Royer vs. C. Connecticut State; 9/7/01
- 5 – 11 Times
  - mr Bri Kern at Loyola; 10/4/11

### INDIVIDUAL SEASON

- 72 – Lori Longo . . . . . 1987
- 63 – Julie Meese . . . . . 1987
- 57 – Jen Kathe . . . . . 1988
- 55 – Laura Eden . . . . . 1987
- 54 – Julie Sabatini . . . . . 1987
- 53 – Jill Raslevich . . . . . 1992
- 52 – Dina Hartman . . . . . 1990
- 49 – Lori Longo . . . . . 1988
- 47 – Michelle Pence . . . . . 1991
  - 47 – Julie Meese . . . . . 1988
- 45 – Vickie Robinson . . . . . 1999
- 44 – Katie Shea . . . . . 2004
  - 44 – Amy Hermann . . . . . 1998
  - 44 – Jaime Pirotte . . . . . 1994
- 43 – Angie Pasquinelli . . . . . 2005
- 42 – Colleen Royer . . . . . 2001
  - 42 – Julie Sabatini . . . . . 1986
- 39 – Lana Fairchild . . . . . 1990
  - 39 – Michelle Byers . . . . . 1988
  - 39 – Dina Hartman . . . . . 1988
  - 39 – Kelly Spangler . . . . . 1986

### CAREER

- 165 – Lori Longo . . . . . 1986-89
- 156 – Dina Hartman . . . . . 1987-90
- 139 – Julie Meese . . . . . 1986-89
- 133 – Jen Kathe . . . . . 1986-89
- 128 – Angie Pasquinelli . . . . . 2002-05
- 124 – Jill Raslevich . . . . . 1992-95
- 122 – Laura Eden . . . . . 1986-88
  - 122 – Julie Sabatini . . . . . 1984-87
- 119 – Vickie Robinson . . . . . 1996-99
- 118 – Amy Hermann . . . . . 1994-98
- 108 – Jaime Pirotte . . . . . 1993-96
- 106 – Colleen Royer . . . . . 2000-03
- 96 – Jen Windau . . . . . 1990-93
  - 95 – Karla Everhart . . . . . 2005-08
  - 95 – Melissa Lyczkowski . . . . . 1998-01
- 91 – Tina Gregory . . . . . 1991-94
- 90 – Rebecca Sylak . . . . . 1997-01
- 87 – Cari Leslie . . . . . 2003-06
- 86 – Heather Luben . . . . . 1993-96
  - 86 – Michelle Alt . . . . . 1985-88

### ACES PER SET

- 0.52 – Julie Sabatini . . . . . 1984-87
- 0.40 – Lori Longo . . . . . 1986-89
- 0.36 – Jen Kathe . . . . . 1986-89
- 0.35 – Jill Raslevich . . . . . 1992-95
- 0.34 – Angie May . . . . . 1994-95
- 0.33 – Dina Hartman . . . . . 1987-90
- 0.33 – Kelly Spangler . . . . . 1986-87
- 0.32 – Colleen Royer . . . . . 2000-03
- 0.32 – Laura Eden . . . . . 1985-88
- 0.31 – Julie Meese . . . . . 1986-89
- 0.31 – Angie Pasquinelli . . . . . 2002-05
- 0.28 – Vickie Robinson . . . . . 1996-99
- 0.28 – Jaime Pirotte . . . . . 1993-96
- 0.28 – Amy Hermann . . . . . 1994-98
- 0.27 – Karla Everhart . . . . . 2005-08
- 0.26 – Michelle Pence . . . . . 1988-92
- 0.26 – Heather Luben . . . . . 1993-96
- 0.25 – Jen Windau . . . . . 1990-93
- 0.25 – Michelle Alt . . . . . 1985-88
- 0.25 – Laurie Shives . . . . . 2007-09

### BY CLASS

- Freshman:** 53 – Jill Raslevich; 1992  
**Sophomore:** 72 – Lori Longo; 1987  
**Junior:** 57 – Jen Kathe; 1988  
**Senior:** 52 – Dina Hartman; 1990

### ACES PER SET

- 0.78 – Lori Longo . . . . . 1987
- 0.67 – Julie Sabatini . . . . . 1987
- 0.62 – Julie Meese . . . . . 1987
- 0.55 – Laura Eden . . . . . 1987
- 0.55 – Jill Raslevich . . . . . 1992
- 0.54 – Kelly Spangler . . . . . 1988
- 0.52 – Jen Kathe . . . . . 1988
- 0.49 – Katie Shea . . . . . 2004
- 0.48 – Colleen Royer . . . . . 2001
- 0.46 – Ann Quartraro . . . . . 1985
- 0.45 – Julie Sabatini . . . . . 1986
- 0.44 – Julie Sabatini . . . . . 1985
- 0.44 – Dina Hartman . . . . . 1990
- 0.43 – Lori Lyman . . . . . 2001
- 0.43 – Fono Harris . . . . . 1987



**LORI LONGO**



## DIGS – INDIVIDUAL RECORDS

### INDIVIDUAL MATCH

- 3 sets:** 28 – Jen Windau vs. Milwaukee; 11/6/92
- 4 sets:** 40 – Heather Luben vs. Akron; 10/15/96
- 5 sets:** 36 – Jill Raslevich vs. Eastern Illinois; 11/18/94

### RALLY SCORING ERA

- 3 sets:** 23 – Karla Everhart vs. Green Bay; 10/20/06
- 4 sets:** 29 – Laurie Shives at Wright State; 11/14/09
- 5 sets:** 34 – Karla Everhart vs. Green Bay; 9/29/07

### TOP 10 (RALLY SCORING)

1. 34 – Karla Everhart vs. Green Bay; 9/29/07
2. 30 – Amanda Cindric vs. Wright State; 11/4/06  
30 – Amanda Cindric vs. Canisius; 8/28/05
4. 29 – Laurie Shives at Wright State; 11/14/09  
29 – Laurie Shives vs. Evansville; 9/5/09  
29 – Dana Leslie vs. La Salle; 8/24/07
7. 28 – Amanda Cindric vs. Robert Morris; 8/28/05  
28 – Melissa Lyczkowski vs. Robert Morris; 10/31/01
9. 27 – Laurie Shives at Butler; 10/3/08  
27 – Laurie Shives at Butler; 9/14/07

### INDIVIDUAL SEASON

1. 448 – Heather Luben . . . . . 1996
2. 446 – Jen Windau . . . . . 1993
3. 437 – Laurie Shives . . . . . 2007
4. 432 – Laurie Shives . . . . . 2009
5. 431 – Jill Raslevich . . . . . 1995
6. 412 – Amber Nagy . . . . . 1999
7. 405 – Jill Raslevich . . . . . 1992
8. 404 – Erika West . . . . . 2012
9. 400 – Ebony Barbosa . . . . . 2007
10. 395 – Amanda Cindric . . . . . 2005
11. 391 – Amy Hermann . . . . . 1998
12. 389 – Jill Raslevich . . . . . 1994
13. 381 – Katie Wright . . . . . 1998
14. 370 – Tina Gregory . . . . . 1994
15. 350 – Sandy Stieber . . . . . 1991
16. 349 – Melissa Lyczkowski . . . . . 1999
17. 346 – Janelle McDonald . . . . . 2006
18. 343 – Jen Windau . . . . . 1991
19. 338 – Chaney Wales . . . . . 1991
20. 337 – Cari Leslie . . . . . 2006

### CAREER

1. 1,495 – Jill Raslevich . . . . . 1992-95
2. 1,244 – Cari Leslie . . . . . 2003-06
3. 1,193 – Vickie Robinson . . . . . 1996-99
4. 1,186 – Amber Nagy . . . . . 1997-00
5. 1,182 – Amanda Cindric . . . . . 2003-06
6. 1,180 – Amy Hermann . . . . . 1994-98
7. 1,168 – Tina Gregory . . . . . 1991-94
8. 1,167 – Jen Windau . . . . . 1990-93
9. 1,156 – Heather Luben . . . . . 1993-96
10. 1,117 – Laurie Shives . . . . . 2007-09
11. 1,109 – Melissa Lyczkowski . . . . . 1998-01
12. 1,061 – Ebony Barbosa . . . . . 2005-08
13. 985 – Jaime Pirotte . . . . . 1993-96
14. 950 – Sandy Stieber . . . . . 1988-91
15. 947 – Karla Everhart . . . . . 2005-08
16. 892 – Colleen Royer . . . . . 2000-03
17. 863 – Angie Pasquinelli . . . . . 2002-05
18. 861 – Katie Wright . . . . . 1995-98
19. 839 – Lori Longo . . . . . 1986-89
20. 835 – Janelle McDonald . . . . . 2003-06

### BY CLASS


- Freshman:** 437 – Laurie Shives; 2007
- Sophomore:** 349 – Melissa Lyczkowski; 1999
- Junior:** 432 – Laurie Shives; 2009
- Senior:** 448 – Heather Luben; 1996

### DIGS PER SET

1. 4.95 – Jill Raslevich . . . . . 1995
2. 4.21 – Jen Windau . . . . . 1993
3. 4.18 – Jill Raslevich . . . . . 1992
4. 4.11 – Laurie Shives . . . . . 2009
5. 3.90 – Heather Luben . . . . . 1996
6. 3.87 – Amanda Cindric . . . . . 2005
7. 3.85 – Amber Nagy . . . . . 1999
8. 3.79 – Cari Leslie . . . . . 2006
9. 3.74 – Laurie Shives . . . . . 2007
10. 3.71 – Erika West . . . . . 2012
11. 3.70 – Jill Raslevich . . . . . 1994
12. 3.52 – Amy Hermann . . . . . 1998
13. 3.51 – Amber Nagy . . . . . 1998
14. 3.40 – Katie Wright . . . . . 1998
15. 3.37 – Cari Leslie . . . . . 2005

### DIGS PER SET

1. 4.18 – Jill Raslevich . . . . . 1992-95
2. 3.49 – Heather Luben . . . . . 1993-96
3. 3.48 – Laurie Shives . . . . . 2007-09
4. 3.38 – Erika West . . . . . 2011-Present
5. 3.18 – Amber Nagy . . . . . 1997-00
6. 3.15 – Angie May . . . . . 1994-95
7. 3.13 – Cari Leslie . . . . . 2003-06
8. 3.06 – Jen Windau . . . . . 1990-93
9. 2.99 – Amanda Cindric . . . . . 2003-06
10. 2.82 – Vickie Robinson . . . . . 1996-99
11. 2.77 – Amy Hermann . . . . . 1994-98
12. 2.77 – Katie Wright . . . . . 1995-98
13. 2.73 – Tina Gregory . . . . . 1991-94
14. 2.69 – Colleen Royer . . . . . 2000-03
15. 2.66 – Karla Everhart . . . . . 2005-08
16. 2.66 – Lisa Greeger . . . . . 1992-95
17. 2.65 – Ebony Barbosa . . . . . 2005-08
18. 2.62 – Melissa Lyczkowski . . . . . 1998-01
19. 2.54 – Jaime Pirotte . . . . . 1993-96
20. 2.52 – Missy Hundelt . . . . . 2010-Present



**HEATHER LUBEN**



# BLOCK SOLOS – INDIVIDUAL RECORDS

## INDIVIDUAL MATCH

- 3 sets:** 4 – Annie Buschur vs. Cleveland State; 10/17/03  
 4 – Tracie Bender vs. Bucknell; 9/4/94  
**4 sets:** 6 – Annie Buschur vs. Robert Morris; 10/11/00  
**5 sets:** 6 – Michele Batton vs. Robert Morris; 11/13/02

## RALLY SCORING ERA

- 3 sets:** 4 – Annie Buschur at Cleveland State; 10/17/03  
**4 sets:** 5 – Ruth Boscaljon vs. Cleveland State; 9/21/07  
**5 sets:** 6 – Michele Batton at Robert Morris; 11/13/02

## TOP 10 (RALLY SCORING)

- 6 – Michele Batton at Robert Morris; 11/13/02
- 5 – Ruth Boscaljon at UIC; 10/24/09  
 5 – Ruth Boscaljon vs. Cleveland State; 9/21/07  
 5 – Ruth Boscaljon vs. UIC; 9/29/06  
 5 – Annie Buschur at Robert Morris; 11/13/02
- 4 – 6 Times  
 mr Ruth Boscaljon vs. Milwaukee; 10/31/09

## INDIVIDUAL SEASON

- 53 – Dina Hartman . . . . . 1989
- 47 – Ruth Boscaljon . . . . . 2009
- 46 – Michelle Pence . . . . . 1991  
 46 – Dina Hartman . . . . . 1987
- 45 – Laura Eden . . . . . 1986
- 43 – Laura Eden . . . . . 1988
- 41 – Dina Hartman . . . . . 1990
- 38 – Ruth Boscaljon . . . . . 2007  
 38 – Ruth Boscaljon . . . . . 2006  
 38 – Kristen Meech . . . . . 1999  
 38 – Dawn Kelly . . . . . 1986
- 37 – Annie Buschur . . . . . 2002
- 36 – Annie Buschur . . . . . 2000  
 36 – Vickie Robinson. . . . . 1997  
 36 – Kristi Recktenwalt. . . . . 1989
- 35 – Kristen Meech . . . . . 1998
- 33 – Kristen Meech . . . . . 2000  
 33 – Jaime Pirotte . . . . . 1993
- 32 – Annie Buschur . . . . . 2003
- 31 – Vickie Robinson. . . . . 1999

## CAREER

- 170 – Dina Hartman . . . . . 1987-90
- 151 – Ruth Boscaljon. . . . . 2006-09
- 127 – Kristen Meech . . . . . 1998-01
- 125 – Laura Eden . . . . . 1985-88
- 121 – Annie Buschur . . . . . 2000-03
- 110 – Vickie Robinson . . . . . 1996-99
- 75 – Tracie Bender . . . . . 1992-95
- 71 – Michelle Pence . . . . . 1988-92
- 68 – Sandy Stieber. . . . . 1988-91
- 60 – Kristi Recktenwalt. . . . . 1989-90
- 55 – Amy Hermann. . . . . 1994-98
- 54 – Katie Shea . . . . . 2002-05  
 54 – Rebecca Sylak . . . . . 1997-01
- 50 – Michele Batton . . . . . 1999-02
- 46 – Dawn Kelly . . . . . 1985-86
- 45 – Jaime Pirotte . . . . . 1993-96
- 43 – Melanie Pounders . . . . . 2001-04
- 40 – Allison Heinz . . . . . 2006-09  
 40 – Maria Schuster . . . . . 1990-93  
 40 – Jen Kathe . . . . . 1986-89

# BLOCK ASSISTS – INDIVIDUAL RECORDS

## INDIVIDUAL MATCH

- 3 sets:** 12 – Kristen Meech vs. UMKC; 10/30/99  
**4 sets:** 12 – Rebecca Sylak vs. Toledo; 11/14/99  
**5 sets:** 13 – Jenna Cavanaugh vs. UIC; 9/28/12

## RALLY SCORING ERA

- 3 sets:** 9 – Abby Ettenhofer vs. Niagara; 9/10/04  
**4 sets:** 10 – Katie Shea vs. UNC Wilmington; 9/11/04  
**5 sets:** 13 – Jenna Cavanaugh vs. UIC; 9/28/12

## TOP 10 (RALLY SCORING)

- 13 – Jenna Cavanaugh vs. UIC; 9/28/12
- 10 – Katie Shea vs. UNC Wilmington; 9/11/04  
 10 – Michele Batton vs. Duquesne; 9/13/02
- 9 – Jenna Cavanaugh vs. McNeese State; 8/25/12  
 9 – Abby Ettenhofer vs. Niagara; 9/10/04  
 9 – Michele Batton vs. Winthrop; 9/13/02
- 8 – 13 Times  
 mr Jenna Cavanaugh vs. Valparaiso; 11/2/12

## INDIVIDUAL SEASON

- 169 – Kristen Meech . . . . . 1999
- 115 – Jenna Cavanaugh . . . . . 2012  
 115 – Michele Batton . . . . . 2002
- 113 – Tracie Bender . . . . . 1995
- 109 – Annie Buschur . . . . . 2002
- 106 – Melanie Pounders . . . . . 2003  
 106 – Vickie Robinson . . . . . 1999
- 102 – Annie Buschur . . . . . 2003
- 96 – Rebecca Sylak . . . . . 1999
- 95 – Kristen Meech . . . . . 2001
- 93 – Ruth Boscaljon . . . . . 2008  
 93 – Dina Hartman . . . . . 1988
- 90 – Ruth Boscaljon . . . . . 2006  
 90 – Kristen Meech . . . . . 2000
- 84 – Amy Hermann. . . . . 1995
- 82 – Katie Shea . . . . . 2004
- 81 – Kristen Meech. . . . . 1998
- 80 – Lori Lyman . . . . . 2003
- 79 – Ruth Boscaljon . . . . . 2009
- 78 – Haley Kapferer . . . . . 2010  
 78 – Katie Shea . . . . . 2005

## CAREER

- 435 – Kristen Meech . . . . . 1998-01
- 356 – Annie Buschur. . . . . 2000-03
- 339 – Ruth Boscaljon . . . . . 2006-09
- 309 – Rebecca Sylak . . . . . 1997-01
- 295 – Vickie Robinson . . . . . 1996-99
- 270 – Dina Hartman . . . . . 1987-90
- 235 – Allison Heinz. . . . . 2006-09
- 219 – Amy Hermann . . . . . 1994-98
- 216 – Michele Batton. . . . . 1999-02
- 206 – Tracie Bender . . . . . 1992-95
- 202 – Jenna Cavanaugh . . . . . 2010-Present
- 199 – Melanie Pounders . . . . . 2001-04
- 194 – Haley Kapferer. . . . . 2007-10
- 172 – Katie Shea . . . . . 2002-05
- 170 – Cindy Neubauer . . . . . 1992-95
- 158 – Kaitlin O’Hara . . . . . 2006-09
- 157 – Jessica Fraley . . . . . 2004-07
- 155 – Lori Lyman . . . . . 2001-04
- 152 – Abby Ettenhofer . . . . . 2002-05
- 146 – Michelle Pence . . . . . 1988-92





# TOTAL BLOCKS – INDIVIDUAL RECORDS

## INDIVIDUAL MATCH

- 3 sets:** 12 – Kristen Meech vs. UMKC; 10/30/99  
**4 sets:** 13 – Rebecca Sylak vs. Toledo; 11/14/99  
**5 sets:** 13 – Jenna Cavanaugh vs. UIC; 9/28/12  
 13 – Tracie Bender vs. Kent State; 11/12/95

## RALLY SCORING ERA

- 3 sets:** 9 – 3x, mr Ruth Boscaljon at Cleveland St.; 10/7/09  
**4 sets:** 11 – Annie Buschur vs. Delaware; 9/6/03  
**5 sets:** 13 – Jenna Cavanaugh vs. UIC; 9/28/12

## TOP 10 (RALLY SCORING)


- 13 – Jenna Cavanaugh vs. UIC; 9/28/12
- 12 – Michele Batton vs. Duquesne; 9/13/02  
12 – Michele Batton vs. Winthrop; 9/13/02
- 11 – Annie Buschur vs. Robert Morris; 11/11/03  
11 – Annie Buschur vs. Delaware; 9/6/03
- 10 – 8 Times  
mr Jenna Cavanaugh vs. SIU-Edwardsville; 9/7/12

## INDIVIDUAL SEASON

- 207 – Kristen Meech . . . . . 1999
- 146 – Annie Buschur . . . . . 2002
- 144 – Michelle Batton . . . . . 2002
- 141 – Tracie Bender . . . . . 1995
- 137 – Vickie Robinson . . . . . 1999
- 134 – Annie Buschur . . . . . 2003
- 130 – Melanie Pounders . . . . . 2003
- 128 – Ruth Boscaljon . . . . . 2006
- 126 – Ruth Boscaljon . . . . . 2009
- 124 – Jenna Cavanaugh . . . . . 2012
- 123 – Kristen Meech . . . . . 2000  
123 – Michele Pence . . . . . 1991  
123 – Dina Hartman . . . . . 1988
- 121 – Ruth Boscaljon . . . . . 2008
- 117 – Dina Hartman . . . . . 1989
- 116 – Kristen Meech . . . . . 2001  
116 – Kristen Meech . . . . . 1998
- 115 – Ruth Boscaljon . . . . . 2007
- 114 – Dina Hartman . . . . . 1990
- 108 – Rebecca Sylak . . . . . 1999

## CAREER

- 562 – Kristen Meech . . . . . 1998-01
- 490 – Ruth Boscaljon . . . . . 2006-09
- 477 – Annie Buschur . . . . . 2000-03
- 440 – Dina Hartman . . . . . 1987-90
- 405 – Vickie Robinson . . . . . 1996-99
- 363 – Rebecca Sylak . . . . . 1997-01
- 281 – Tracie Bender . . . . . 1992-95
- 275 – Allison Heinz . . . . . 2006-09
- 274 – Amy Hermann . . . . . 1994-98
- 266 – Michele Batton . . . . . 1999-02
- 261 – Laura Eden . . . . . 1985-88
- 242 – Melanie Pounders . . . . . 2001-04
- 229 – Haley Kapferer . . . . . 2007-10
- 226 – Katie Shea . . . . . 2002-05
- 220 – Jenna Cavanaugh . . . . . 2010-Present
- 217 – Michelle Pence . . . . . 1988-92
- 200 – Cindy Neubauer . . . . . 1992-95
- 197 – Kaitlin O’Hara . . . . . 2006-09
- 178 – Abby Ettenhofer . . . . . 2002-05
- 174 – Jessica Fraley . . . . . 2004-07



**ANNIE BUSCHUR**

## BY CLASS

- Freshman:** 128 – Ruth Boscaljon; 2006  
**Sophomore:** 207 – Kristen Meech; 1999  
**Junior:** 146 – Annie Buschur; 2002  
**Senior:** 144 – Michele Batton; 2002

## TOTAL BLOCKS PER SET

- 1.92 – Kristen Meech . . . . . 1999
- 1.34 – Tracie Bender . . . . . 1995
- 1.28 – Annie Buschur . . . . . 2003
- 1.27 – Vickie Robinson . . . . . 1999
- 1.24 – Michele Batton . . . . . 2002
- 1.23 – Jenna Cavanaugh . . . . . 2012
- 1.23 – Melanie Pounders . . . . . 2003
- 1.22 – Kristen Meech . . . . . 2000
- 1.22 – Annie Buschur . . . . . 2002
- 1.21 – Kristen Meech . . . . . 2001
- 1.20 – Ruth Boscaljon . . . . . 2009  
1.20 – Rebecca Sylak . . . . . 1999
- 1.17 – Katie Shea . . . . . 2004
- 1.16 – Ruth Boscaljon . . . . . 2008
- 1.15 – Ruth Boscaljon . . . . . 2006

## TOTAL BLOCKS PER SET

- 1.37 – Kristen Meech . . . . . 1998-01
- 1.17 – Annie Buschur . . . . . 2000-03
- 1.11 – Ruth Boscaljon . . . . . 2006-09
- 1.03 – Jenna Cavanaugh . . . . . 2010-Present
- 0.96 – Vickie Robinson . . . . . 1996-99
- 0.94 – Dina Hartman . . . . . 1987-90
- 0.91 – Katie Shea . . . . . 2002-05
- 0.89 – Rebecca Sylak . . . . . 1997-01
- 0.88 – Michelle Pence . . . . . 1988-92
- 0.83 – Kristi Recktenwalt . . . . . 1989-90
- 0.82 – Angie May . . . . . 1994-95
- 0.81 – Michele Batton . . . . . 1999-02
- 0.81 – Shannon Watson . . . . . 2011-Present
- 0.79 – Tracie Bender . . . . . 1992-95
- 0.79 – Allison Heinz . . . . . 2006-09
- 0.74 – Amy Nilsson . . . . . 1993-94
- 0.73 – Haley Kapferer . . . . . 2007-10
- 0.70 – Ann Butterbaugh . . . . . 1990-92
- 0.68 – Melanie Pounders . . . . . 2001-04
- 0.68 – Laura Eden . . . . . 1985-88



## POINTS – INDIVIDUAL RECORDS

### INDIVIDUAL MATCH

- 3 sets:** 31.0 – Amy Hermann at Western Illinois; 10/31/98  
**4 sets:** 30.0 – Colleen Royer vs. IPFW; 11/11/01  
 30.0 – Amy Hermann at Niagara; 9/19/98  
**5 sets:** 35.0 – Jessica Fraley vs. Canisius; 8/28/05  
 35.0 – Amy Hermann at IUPUI; 19/9/98

### RALLY SCORING ERA

- 3 sets:** 25.0 – Ebony Barbosa vs. Navy; 9/9/06  
**4 sets:** 30.0 – Colleen Royer vs. IPFW; 11/11/01  
**5 sets:** 35.0 – Jessica Fraley vs. Canisius; 8/28/05

### TOP 10 (RALLY SCORING)

- 35.0 – Jessica Fraley vs. Canisius; 8/28/05
- 33.5 – Ruth Boscaljon at Canisius; 9/1/06
- 30.0 – Jessica Fraley at Wright State; 9/15/07  
30.0 – Colleen Royer vs. IPFW; 11/11/01  
30.0 – Colleen Royer at Wright State; 10/10/03
- 28.5 – Ruth Boscaljon vs. UIC; 9/26/09  
28.5 – Annie Buschur vs. Robert Morris; 11/11/03
- 28.0 – Ruth Boscaljon at UIC; 10/24/09  
28.0 – Abby Ettenhofer at UIC; 11/12/05
- 27.5 – Missy Hundelt vs. Siena; 8/26/11  
27.5 – Colleen Royer vs. Winthrop; 9/13/02

### INDIVIDUAL SEASON

- 575.0 – Amy Hermann . . . . . 1998
- 558.0 – Vickie Robinson . . . . . 1999
- 537.0 – Heather Luben . . . . . 1996
- 492.5 – Jessica Fraley . . . . . 2007
- 481.0 – Colleen Royer . . . . . 2003
- 464.0 – Amy Hermann . . . . . 1997
- 461.5 – Ruth Boscaljon . . . . . 2007
- 456.0 – Ruth Boscaljon . . . . . 2006
- 454.5 – Vickie Robinson . . . . . 1997
- 453.5 – Ruth Boscaljon . . . . . 2009
- 450.5 – Vickie Robinson . . . . . 1998
- 441.0 – Rebecca Sylak . . . . . 2000
- 422.5 – Missy Hundelt . . . . . 2012
- 419.0 – Jessica Fraley . . . . . 2004  
419.0 – Annie Buschur . . . . . 2003
- 417.5 – Missy Hundelt . . . . . 2011
- 415.0 – Kristen Meech . . . . . 2000
- 410.0 – Michele Batton . . . . . 1999
- 404.0 – Melanie Ponders . . . . . 2004
- 401.5 – Jen Windau . . . . . 1993

### BY CLASS

- Freshman:** 128 – Ruth Boscaljon; 2006  
**Sophomore:** 207 – Kristen Meech; 1999  
**Junior:** 146 – Annie Buschur; 2002  
**Senior:** 144 – Michele Batton; 2002

### POINTS PER SET


- 5.18 – Amy Hermann . . . . . 1998
- 5.17 – Vickie Robinson . . . . . 1999
- 4.73 – Amy Hermann . . . . . 1997
- 4.67 – Heather Luben . . . . . 1996
- 4.54 – Colleen Royer . . . . . 2003
- 4.37 – Jill Raslevich . . . . . 1995
- 4.37 – Rebecca Sylak . . . . . 2000
- 4.32 – Ruth Boscaljon . . . . . 2009
- 4.22 – Missy Hundelt . . . . . 2011
- 4.21 – Vickie Robinson . . . . . 1998
- 4.17 – Vickie Robinson . . . . . 1997
- 4.11 – Kristen Meech . . . . . 2000
- 4.11 – Ruth Boscaljon . . . . . 2006
- 4.04 – Jessica Fraley . . . . . 2007
- 4.02 – Michele Batton . . . . . 1999

### CAREER

- 1,784.5 – Vickie Robinson . . . . . 1996-99
- 1,724.5 – Ruth Boscaljon . . . . . 2006-09
- 1,653.5 – Amy Hermann . . . . . 1994-98
- 1,454.5 – Kristen Meech . . . . . 1998-01
- 1,394.5 – Rebecca Sylak . . . . . 1997-01
- 1,353.0 – Annie Buschur . . . . . 2000-03
- 1,327.0 – Jill Raslevich . . . . . 1992-95
- 1,237.5 – Colleen Royer . . . . . 2000-03
- 1,236.0 – Dina Hartman . . . . . 1987-90
- 1,182.0 – Heather Luben . . . . . 1993-96
- 1,156.5 – Ebony Barbosa . . . . . 2005-08
- 1,153.5 – Jessica Fraley . . . . . 2004-07
- 1,067.0 – Missy Hundelt . . . . . 2010-Present
- 1,047.5 – Cari Leslie . . . . . 2003-06
- 1,043.5 – Amber Nagy . . . . . 1997-00
- 1,043.0 – Cindy Neubauer . . . . . 1992-95
- 982.5 – Sandy Stieber . . . . . 1988-91
- 975.5 – Lori Longo . . . . . 1986-89
- 974.5 – Jen Windau . . . . . 1990-93
- 955.5 – Melanie Ponders . . . . . 2001-04

### POINTS PER SET

- 4.22 – Vickie Robinson . . . . . 1996-99
- 3.90 – Ruth Boscaljon . . . . . 2006-09
- 3.88 – Amy Hermann . . . . . 1994-98
- 3.73 – Colleen Royer . . . . . 2000-03
- 3.71 – Jill Raslevich . . . . . 1992-95
- 3.68 – Angie May . . . . . 1994-95
- 3.64 – Missy Hundelt . . . . . 2010-Present
- 3.57 – Heather Luben . . . . . 1993-96
- 3.56 – Jessica Fraley . . . . . 2004-07
- 3.56 – Kristen Meech . . . . . 1998-01
- 3.41 – Rebecca Sylak . . . . . 1997-01
- 3.31 – Annie Buschur . . . . . 2000-03
- 2.89 – Ebony Barbosa . . . . . 2005-08
- 2.88 – Michele Batton . . . . . 1990-02
- 2.80 – Amber Nagy . . . . . 1997-00
- 2.70 – Melanie Ponders . . . . . 2001-04
- 2.65 – Dina Hartman . . . . . 1987-90
- 2.65 – Cindy Neubauer . . . . . 1992-95
- 2.65 – Katie Shea . . . . . 2002-05
- 2.63 – Cari Leslie . . . . . 2003-06



**VICKIE ROBINSON**



## SETS – INDIVIDUAL RECORDS

### SEASON

1.	129 – Dina Hartman . . . . .	1989
	129 – Dina Hartman . . . . .	1988
	129 – Julie Meese . . . . .	1988
4.	126 – Laura Eden . . . . .	1988
5.	125 – Lana Fairchild . . . . .	1989
6.	124 – Lori Longo . . . . .	1988
7.	122 – Ruth Boscaljon . . . . .	2007
	122 – Jessica Fraley . . . . .	2007
	122 – Ebony Barbosa . . . . .	2007
	122 – Tina Gregory . . . . .	1994
	122 – Julie Meese . . . . .	1989
12.	120 – Annie Buschur . . . . .	2002
13.	119 – Dina Hartman . . . . .	1990
	119 – Sandy Stieber . . . . .	1990
15.	117 – Karla Everhart . . . . .	2007
	117 – Laurie Shives . . . . .	2007
	117 – Lana Fairchild . . . . .	1990
18.	116 – Allison Heinz . . . . .	2007
	116 – Michele Batton . . . . .	2002
	116 – Tina Gregory . . . . .	1991

### CAREER

1.	466 – Dina Hartman . . . . .	1987-90
2.	445 – Julie Meese . . . . .	1986-89
3.	442 – Ruth Boscaljon . . . . .	2006-09
4.	428 – Tina Gregory . . . . .	1991-94
5.	426 – Amy Hermann . . . . .	1994-98
6.	423 – Melissa Lyczkowski . . . . .	1998-01
	423 – Vickie Robinson . . . . .	1996-99
8.	419 – Angie Pasquinelli . . . . .	2002-05
9.	415 – Sandy Stieber . . . . .	1988-91
10.	412 – Lori Longo . . . . .	1986-89
11.	409 – Annie Buschur . . . . .	2000-03
	409 – Rebecca Sylak . . . . .	1997-01
	409 – Kristen Meech . . . . .	1998-01
14.	400 – Ebony Barbosa . . . . .	2005-08
15.	398 – Cari Leslie . . . . .	2003-06
16.	395 – Amanda Cindric . . . . .	2003-06
17.	394 – Cindy Neubauer . . . . .	1992-95
18.	388 – Jaime Pirotte . . . . .	1993-96
19.	384 – Laura Eden . . . . .	1985-88
20.	381 – Jen Windau . . . . .	1990-93

## MISCELLANEOUS

### 20 KILLS, 20 DIGS MATCH

Jessica Fraley	23 Kills, 22 Digs vs. Wright State – 10/12/07
Colleen Royer	25 Kills, 24 Digs vs. Wright State – 10/10/03
Colleen Royer	20 Kills, 21 Digs vs. Wright State – 11/8/03
Colleen Royer	23 Kills, 21 Digs vs. Butler – 11/7/03
Melanie Pounders	22 Kills, 21 Digs vs. Butler – 10/18/02
Vickie Robinson	20 Kills, 20 Digs vs. St. Peter's – 9/17/99
Amy Hermann	27 Kills, 21 Digs vs. IUPUI – 10/9/98
Amy Hermann	24 Kills, 25 Digs vs. Eastern Michigan – 10/4/98
Heather Luben	27 Kills, 27 Digs vs. Central Connecticut State– 11/2/96
Heather Luben	26 Kills, 40 Digs vs. Akron – 10/15/96
Jill Raslevich	22 Kills, 23 Digs vs. Eastern Illinois – 11/17/95
Jill Raslevich	21 Kills, 25 Digs vs. Kent State – 11/12/95
Jill Raslevich	22 Kills, 36 Digs vs. Eastern Illinois – 11/18/94
Jen Windau	26 Kills, 21 Digs vs. Buffalo – 10/22/93

### TRIPLE-DOUBLES

Karla Everhart	11 Kills, 13 Digs, 32 Assists vs. Pittsburgh – 10/14/08
----------------	---

### 400 KILLS/400 DIGS SEASON

Heather Luben	468 Kills, 448 Digs	1996
---------------	---------------------	------

### 1,000 KILLS/1,000 DIGS CAREER

Vickie Robinson	1,408 Kills, 1,193 Digs	1996-99
Amy Hermann	1,371 Kills, 1,180 Digs	1994-98
Jill Raslevich	1,132 Kills, 1,495 Digs	1992-95
Heather Luben	1,020 Kills, 1,156 Digs	1993-96

### 1,000 KILLS/400 BLOCKS CAREER

Ruth Boscaljon	1,340 Kills, 490 Blocks	2006-09
Annie Buschur	1,005 Kills, 477 Blocks	2000-03
Kristen Meech	1,055 Kills, 562 Blocks	1998-01
Vickie Robinson	1,408 Kills, 405 Blocks	1996-99



*Colleen Royer had 20 kills and 20 digs three different times in 2003.*



*Jessica Fraley is the last player with a 20-20 match – on Nov. 12, 2007.*



## INDIVIDUAL RECORDS BY CLASS

### FRESHMAN

#### KILLS

- 363 – Ruth Boscaljon . . . . . 2006
- 360 – Jessica Fraley . . . . . 2004
- 358 – Michele Batton . . . . . 1999
- 294 – Nickole Kennedy . . . . . 2002
- 260 – Jill Raslevich . . . . . 1992
- 257 – Amber Nagy . . . . . 1997
- 241 – Cindy Neubauer . . . . . 1992
- 238 – Vickie Robinson . . . . . 1996
- 212 – Alexis Egler . . . . . 2011
- 202 – Kristen Meech . . . . . 1998
- 202 – Amy Hermann . . . . . 1994

#### ASSISTS

- 1,289 – Melissa Lyczkowski . . . . . 1998
- 1,011 – Angie Pasquinelli . . . . . 2002
- 952 – Tina Gregory . . . . . 1991
- 730 – Jaime Pirotte . . . . . 1993
- 704 – Angela Roidt . . . . . 2009

#### ACES

- 53 – Jill Raslevich . . . . . 1992
- 39 – Kelly Spangler . . . . . 1986
- 38 – Nancy Winkler . . . . . 1986
- 37 – Dina Hartman . . . . . 1987
- 37 – Fono Harris . . . . . 1987

#### DIGS

- 437 – Laurie Shives . . . . . 2007
- 405 – Jill Raslevich . . . . . 1992
- 315 – Tina Gregory . . . . . 1991
- 304 – Amber Nagy . . . . . 1997
- 300 – Michele Batton . . . . . 1999
- 287 – Cari Leslie . . . . . 2003
- 282 – Melissa Lyczkowski . . . . . 1998
- 270 – Jessica Fraley . . . . . 2004
- 268 – Maria Schuster . . . . . 1993
- 248 – Vickie Robinson . . . . . 1996

#### BLOCKS

- 128 – Ruth Boscaljon . . . . . 2006
- 116 – Kristen Meech . . . . . 1998
- 104 – Annie Buschur . . . . . 2000
- 101 – Amy Hermann . . . . . 1994
- 89 – Vickie Robinson . . . . . 1996
- 89 – Maria Schuster . . . . . 1993
- 88 – Rebecca Sylak . . . . . 1997
- 86 – Dina Hartman . . . . . 1987
- 80 – Shannon Watson . . . . . 2011
- 79 – Aly Ryan . . . . . 2012

#### POINTS

- 456.0 – Ruth Boscaljon . . . . . 2006
- 419.0 – Jessica Fraley . . . . . 2004
- 410.0 – Michele Batton . . . . . 1999
- 339.5 – Nickole Kennedy . . . . . 2002
- 327.0 – Jill Raslevich . . . . . 1992

### SOPHOMORE

#### KILLS

- 361 – Ruth Boscaljon . . . . . 2007
- 356 – Missy Hundelt . . . . . 2011
- 353 – Vickie Robinson . . . . . 1997
- 299 – Ebony Barbosa . . . . . 2006
- 290 – Jackie Carlisle . . . . . 2011
- 272 – Heather Luben . . . . . 1994
- 262 – Cari Leslie . . . . . 2004
- 260 – Colleen Royer . . . . . 2001
- 256 – Kristen Meech . . . . . 1999
- 251 – Amy Hermann . . . . . 1995

#### ASSISTS

- 1,373 – Melissa Lyczkowski . . . . . 1999
- 1,173 – Julie Meese . . . . . 1988
- 1,133 – Jaime Pirotte . . . . . 1994
- 1,125 – Karla Everhart . . . . . 2006
- 1,010 – Tamara Rudy . . . . . 1997

#### ACES

- 72 – Lori Longo . . . . . 1987
- 63 – Julie Meese . . . . . 1987
- 44 – Jaime Pirotte . . . . . 1994
- 42 – Colleen Royer . . . . . 2001
- 42 – Julie Sabatini . . . . . 1986

#### DIGS

- 349 – Melissa Lyczkowski . . . . . 1999
- 343 – Jen Windau . . . . . 1991
- 330 – Angie May . . . . . 1995
- 330 – Lana Fairchild . . . . . 1989
- 317 – Ebony Barbosa . . . . . 2006
- 312 – Erika West . . . . . 2011
- 309 – Amber Nagy . . . . . 1998
- 309 – Vickie Robinson . . . . . 1997
- 309 – Jaime Pirotte . . . . . 1994
- 304 – Amy Hermann . . . . . 1995

#### BLOCKS

- 207 – Kristen Meech . . . . . 1999
- 123 – Dina Hartman . . . . . 1988
- 115 – Ruth Boscaljon . . . . . 2007
- 108 – Rebecca Sylak . . . . . 1999
- 100 – Amy Hermann . . . . . 1995
- 99 – Vickie Robinson . . . . . 1997
- 94 – Allison Heinz . . . . . 2007
- 94 – Angie May . . . . . 1995
- 93 – Annie Buschur . . . . . 2001
- 91 – Kristi Recktenwalt . . . . . 1989

#### POINTS

- 461.5 – Ruth Boscaljon . . . . . 2007
- 454.5 – Vickie Robinson . . . . . 1997
- 417.5 – Missy Hundelt . . . . . 2011
- 395.5 – Kristen Meech . . . . . 1999
- 376.0 – Angie May . . . . . 1995

### JUNIOR

#### KILLS

- 405 – Amy Hermann . . . . . 1997
- 388 – Vickie Robinson . . . . . 1998
- 369 – Missy Hundelt . . . . . 2012
- 365 – Rebecca Sylak . . . . . 2000
- 327 – Ebony Barbosa . . . . . 2007
- 322 – Kristen Meech . . . . . 2000
- 316 – Amber Nagy . . . . . 1999
- 310 – Colleen Royer . . . . . 2002
- 310 – Jill Raslevich . . . . . 1994
- 293 – Lori Longo . . . . . 1988

#### ASSISTS

- 1,276 – Angie Pasquinelli . . . . . 2004
- 1,211 – Karla Everhart . . . . . 2007
- 1,119 – Melissa Lyczkowski . . . . . 2000
- 982 – Jaime Pirotte . . . . . 1995
- 736 – Casey D'Ambrose . . . . . 2012

#### ACES

- 57 – Jen Kathe . . . . . 1988
- 55 – Laura Eden . . . . . 1987
- 54 – Julie Sabatini . . . . . 1987
- 49 – Lori Longo . . . . . 1988
- 47 – Michelle Pence . . . . . 1991
- 47 – Julie Meese . . . . . 1988

#### DIGS

- 432 – Laurie Shives . . . . . 2009
- 412 – Amber Nagy . . . . . 1999
- 404 – Erika West . . . . . 2012
- 400 – Ebony Barbosa . . . . . 2007
- 395 – Amanda Cindric . . . . . 2005
- 389 – Jill Raslevich . . . . . 1994
- 330 – Cari Leslie . . . . . 2005
- 327 – Amy Hermann . . . . . 1997
- 317 – Lori Longo . . . . . 1988
- 312 – Missy Hundelt . . . . . 2012

#### BLOCKS

- 146 – Annie Buschur . . . . . 2002
- 130 – Melanie Ponders . . . . . 2003
- 124 – Jenna Cavanaugh . . . . . 2012
- 123 – Kristen Meech . . . . . 2000
- 123 – Michelle Pence . . . . . 1991
- 121 – Ruth Boscaljon . . . . . 2008
- 117 – Dina Hartman . . . . . 1989
- 104 – Katie Shea . . . . . 2004
- 82 – Lori Lyman . . . . . 2003
- 81 – Rebecca Sylak . . . . . 2000

#### POINTS

- 464.0 – Amy Hermann . . . . . 1997
- 450.5 – Vickie Robinson . . . . . 1998
- 441.0 – Rebecca Sylak . . . . . 2000
- 422.5 – Missy Hundelt . . . . . 2012
- 415.0 – Kristen Meech . . . . . 2000

### SENIOR

#### KILLS

- 513 – Amy Hermann . . . . . 1998
- 468 – Heather Luben . . . . . 1996
- 429 – Vickie Robinson . . . . . 1999
- 427 – Jessica Fraley . . . . . 2007
- 422 – Colleen Royer . . . . . 2003
- 348 – Ruth Boscaljon . . . . . 2009
- 341 – Melanie Ponders . . . . . 2004
- 334 – Jen Windau . . . . . 1993
- 334 – Abby Ettenhofer . . . . . 2005
- 328 – Jill Raslevich . . . . . 1995

#### ASSISTS

- 1,209 – Angie Pasquinelli . . . . . 2005
- 1,039 – Melissa Lyczkowski . . . . . 2001
- 946 – Karla Everhart . . . . . 2008
- 879 – Jaime Pirotte . . . . . 1996
- 673 – Beth Boscarelli . . . . . 2003

#### ACES

- 52 – Dina Hartman . . . . . 1990
- 45 – Vickie Robinson . . . . . 1999
- 44 – Amy Hermann . . . . . 1998
- 43 – Angie Pasquinelli . . . . . 2005
- 37 – Jen Windau . . . . . 1993

#### DIGS

- 448 – Heather Luben . . . . . 1996
- 446 – Jen Windau . . . . . 1993
- 431 – Jill Raslevich . . . . . 1995
- 391 – Amy Hermann . . . . . 1998
- 381 – Katie Wright . . . . . 1998
- 370 – Tina Gregory . . . . . 1994
- 350 – Sandy Stieber . . . . . 1991
- 346 – Janelle McDonald . . . . . 2006
- 338 – Chaney Wells . . . . . 1991
- 337 – Cari Leslie . . . . . 2006

#### BLOCKS

- 144 – Michele Batton . . . . . 2002
- 141 – Tracie Bender . . . . . 1995
- 137 – Vickie Robinson . . . . . 1999
- 134 – Annie Buschur . . . . . 2003
- 126 – Ruth Boscaljon . . . . . 2009
- 116 – Kristen Meech . . . . . 2001
- 114 – Dina Hartman . . . . . 1990
- 106 – Katie Shea . . . . . 2005
- 93 – Laura Eden . . . . . 1988
- 90 – Haley Kapferer . . . . . 2010

#### POINTS

- 575.0 – Amy Hermann . . . . . 1998
- 448.0 – Vickie Robinson . . . . . 1999
- 537.0 – Heather Luben . . . . . 1996
- 492.5 – Jessica Fraley . . . . . 2007
- 481.0 – Colleen Royer . . . . . 2003



## TEAM RECORDS

### KILLS

#### MATCH – ALL-TIME

- 3 sets: 75 – vs. Bucknell; 9/8/00  
 4 sets: 86 – vs. Wright State; 10/12/07  
 5 sets: 95 – vs. Canisius; 8/28/05

#### MATCH – RALLY SCORING

- 3 sets: 60 – vs. Lehigh; 8/24/07  
 4 sets: 86 – vs. Wright State; 10/12/07  
 5 sets: 95 – vs. Canisius; 8/28/05

#### MATCH – TOP FIVE (RALLY)

- 95 – vs. Canisius; 8/28/05
- 88 – at Robert Morris; 11/13/02
- 86 – vs. Wright State; 10/12/07
- 84 – vs. Green Bay; 9/29/07
- 82 – vs. Robert Morris; 10/31/01

#### SEASON – SINCE 1986

Total	Kills/Set
1. 1,746 – 1999	1. 15.59 – 1999
2. 1,698 – 1998	2. 14.39 – 2000
3. 1,686 – 2007	3. 14.37 – 1995
4. 1,658 – 1994	4. 14.28 – 1998
5. 1,601 – 2004	5. 14.24 – 2003

### ATTEMPTS

#### MATCH – ALL-TIME

- 3 sets: 177 – vs. IUPUI; 10/8/99  
 4 sets: 248 – vs. Eastern Michigan; 10/4/98  
 5 sets: 249 – at Robert Morris; 11/13/02

#### MATCH – RALLY SCORING

- 3 sets: 156 – vs. Binghamton; 9/8/07  
 4 sets: 225 – vs. Wright State; 10/12/07  
 5 sets: 249 – at Robert Morris; 11/13/02

#### MATCH – TOP FIVE (RALLY)

- 249 – at Robert Morris; 11/13/02
- 236 – at Butler; 9/14/07
- 231 – vs. Canisius; 8/28/05  
231 – vs. Robert Morris; 10/31/01
- 225 – vs. Wright State; 10/12/07

#### SEASON – SINCE 1986

- 5,074 – 2007
- 4,776 – 2006
- 4,648 – 2005
- 4,644 – 1999
- 4,613 – 1998

### ATTACK PCT.

#### MATCH – ALL-TIME

- 3 sets: .571 – vs. Central Connecticut State; 10/10/97  
 4 sets: .373 – vs. Marshall; 9/11/93  
 5 sets: .315 – vs. IUPUI; 10/23/99

#### MATCH – RALLY SCORING

- 3 sets: .443 – vs. Stony Brook; 9/21/02  
 4 sets: .348 – at Canisius; 9/20/02  
 5 sets: .271 – vs. West Virginia; 10/18/03

#### MATCH – TOP FIVE (RALLY)

- .443 – vs. Stony Brook; 9/21/02
- .410 – vs. Chicago State; 9/11/12
- .402 – vs. Lehigh; 8/24/07
- .384 – vs. Saint Peter's; 9/13/08
- .378 – vs. Holy Cross; 9/3/04

#### SEASON – SINCE 1986

- .269 – 1999
- .240 – 1988
- .235 – 1995
- .231 – 1986
- .213 – 1990

### ASSISTS

#### MATCH – ALL-TIME

- 3 sets: 69 – vs. Bucknell; 9/8/00  
 4 sets: 82 – vs. Wright State; 10/12/07  
 5 sets: 90 – vs. Canisius; 8/28/05

#### MATCH – RALLY SCORING

- 3 sets: 56 – vs. Lehigh; 8/24/07  
 4 sets: 82 – vs. Wright State; 10/12/07  
 5 sets: 90 – vs. Canisius; 8/28/05

#### MATCH – TOP FIVE (RALLY)

- 90 – vs. Canisius; 8/28/05
- 84 – vs. Green Bay; 9/29/07
- 82 – vs. Wright State; 10/12/07
- 80 – at Robert Morris; 11/13/02
- 77 – vs. Robert Morris; 10/31/01

#### SEASON – SINCE 1986

Total	Assists/Set
1. 1,553 – 2007	1. 13.57 – 1999
2. 1,537 – 1998	2. 13.48 – 1998
3. 1,520 – 1999	3. 13.17 – 2005
4. 1,447 – 1994	4. 12.89 – 2000
5. 1,435 – 2005	5. 12.78 – 2003

### ACES

#### MATCH – ALL-TIME

- 3 sets: 17 – vs. Saint Francis (Pa.); 9/1/01  
 4 sets: 14 – vs. Portland State; 8/31/01  
 5 sets: 14 – at UIC; 11/12/05

#### MATCH – RALLY SCORING


- 3 sets: 17 – vs. Saint Francis (Pa.); 9/1/01  
 4 sets: 14 – vs. Portland State; 8/31/01  
 5 sets: 14 – at UIC; 11/12/05

#### MATCH – TOP FIVE (RALLY)

- 17 – vs. Saint Francis (Pa.); 9/1/01
- 14 – vs. Portland State; 8/31/01  
14 – at UIC; 11/12/05
- 13 – Five times  
mr vs. UIC; 11/5/11

#### SEASON – SINCE 1986

Total	Aces Per Set
1. 342 – 1987	1. 3.39 – 1987
2. 250 – 1986	2. 2.69 – 1986
3. 223 – 1980	3. 1.90 – 2001
4. 207 – 1994	4. 1.87 – 1990
5. 203 – 1991	5. 1.85 – 1992



Angie Pasquinelli had 86 of YSU's school record 90 assists in a five-set win over Canisius on Aug. 28, 2005.



## TEAM RECORDS

### DIGS

#### MATCH – ALL-TIME

- 3 sets: 99 – vs. Milwaukee; 11/6/92
- 4 sets: 144 – vs. Akron; 10/15/96
- 5 sets: 129 – vs. Eastern Illinois; 11/18/98

#### MATCH – RALLY SCORING

- 3 sets: 76 – vs. Milwaukee; 10/11/08
- 4 sets: 100 – vs. Wright State; 10/12/07
- 5 sets: 114 – vs. Robert Morris; 10/31/01

#### MATCH – TOP FIVE (RALLY)

1. 114 – vs. Robert Morris . . . . . 10/31/01
2. 112 – vs. Green Bay . . . . . 9/29/07
3. 106 – vs. Wright State . . . . . 11/4/06
4. 103 – at Green Bay. . . . . 9/22/12
5. 102 – at Milwaukee. . . . . 10/8/05

#### SEASON – SINCE 1986

Total	Digs Per Set
1. 2,301 – 1995	1. 21.91 – 1995
2. 2,287 – 1994	2. 18.59 – 1994
3. 2,165 – 2007	3. 18.41 – 1999
4. 2,068 – 1998	4. 18.26 – 1993
5. 2,062 – 1999	5. 18.14 – 1998

### BLOCK SOLOS

#### MATCH – ALL-TIME

- 3 sets: 12 – vs. Iona; 9/11/99
- 4 sets: 11 – vs. Murray State; 9/15/95
- 5 sets: 14 – vs. Buffalo; 9/27/92

#### MATCH – RALLY SCORING

- 3 sets: 9 – at Robert Morris; 9/12/08
- 4 sets: 8 – at Butler; 9/22/01
- 5 sets: 13 – at Robert Morris; 11/13/02

#### MATCH – TOP FIVE (RALLY)

1. 13 – at Robert Morris; 11/13/02
2. 9 – at Robert Morris; 9/12/08
- 9 – vs. Wright State; 11/4/06
4. 8 – vs. Cleveland State; 9/27/02
- 8 – at Butler; 9/22/01

#### SEASON – SINCE 1986

1. 184 – 1989
2. 142 – 1991
3. 132 – 1988
4. 125 – 1990
5. 117 – 1986

### BLOCK ASSISTS

#### MATCH – ALL-TIME

- 3 sets: 30 – vs. IUPUI; 10/8/99
- 30 – vs. UMKC; 10/30/99
- 4 sets: 34 – vs. UMKC; 9/24/99
- 5 sets: 34 – vs. UIC; 9/28/12

#### MATCH – RALLY SCORING

- 3 sets: 24 – at Saint Francis (Pa.); 9/18/01
- 4 sets: 30 – at Buffalo; 9/22/02
- 5 sets: 34 – vs. UIC; 9/28/12

#### MATCH – TOP FIVE (RALLY)

1. 34 – vs. UIC; 9/28/12
2. 30 – vs. West Virginia; 10/18/03
- 30 – at Buffalo; 9/22/02
- 30 – at Toledo; 9/6/02
5. 29 – vs. UNC Wilmington; 9/11/04

#### SEASON – SINCE 1986

1. 571 – 1999
2. 465 – 2002
3. 426 – 2012
4. 423 – 2003
5. 396 – 2001

### TOTAL BLOCKS

#### MATCH – ALL-TIME

- 3 sets: 18 – vs. Iona; 9/11/99
- 4 sets: 24 – vs. UMKC; 9/24/99
- 5 sets: 20 – at Loyola; 10/17/08
- 20 – 11/12/95

#### MATCH – RALLY SCORING


- 3 sets: 16.0 – at Saint Francis (Pa.); 9/18/01
- 4 sets: 19.0 – at Buffalo; 9/22/02
- 5 sets: 20.0 – at Loyola; 10/17/08

#### MATCH – TOP FIVE (RALLY)

1. 20.0 – at Loyola; 10/17/08
2. 19.0 – vs. UIC; 9/28/12
- 19.0 – at Buffalo; 9/22/02
4. 18.0 – vs. Valparaiso; 11/2/07
- 18.0 – vs. Wright State; 11/8/03
- 18.0 – vs. Robert Morris; 10/31/01

#### SEASON – SINCE 1986

Total	Blocks/Set
1. 397.5 – 1999	1. 3.55 – 1999
2. 321.5 – 2002	2. 2.92 – 1995
321.5 – 1989	3. 2.85 – 2000
4. 307 – 1995	4. 2.68 – 2002
5. 290.5 – 2000	5. 2.66 – 2003



Jenna Cavanaugh (right) had 13 of YSU's school-record 34 block assists vs. UIC on Sept. 28, 2012.



## ANNUAL LEADERS

### KILLS

1985	Laura Eden	111
1986	Nancy Winkler	208
1987	Laura Eden	188
1988	Lori Longo	293
1989	Sandy Stieber	220
1990	Dina Hartman	231
1991	Sandy Stieber	283
1992	Jill Raslevich	260
1993	Jen Windau	334
1994	Jill Raslevich	310
1995	Jill Raslevich	328
1996	Heather Luben	468
1997	Amy Hermann	405
<b>1998</b>	<b>Amy Hermann</b>	<b>513</b>
1999	Vickie Robinson	429
2000	Rebecca Sylak	365
2001	Rebecca Sylak	278
2002	Colleen Royer	310
2003	Colleen Royer	422
2004	Jessica Fraley	360
2005	Abby Ettenhofer	334
2006	Ruth Boscaljon	363
2007	Jessica Fraley	427
2008	Ruth Boscaljon	268
2009	Ruth Boscaljon	348
2010	Missy Hundelt	198
2011	Missy Hundelt	356
2012	Missy Hundelt	369

### KILLS PER SET

2001	Rebecca Sylak	3.20
2002	Colleen Royer	3.16
<b>2003</b>	<b>Colleen Royer</b>	<b>3.98</b>
2004	Jessica Fraley	3.13
2005	Abby Ettenhofer	3.06
2006	Ruth Boscaljon	3.27
2007	Jessica Fraley	3.50
2008	Ruth Boscaljon	2.58
2009	Ruth Boscaljon	3.31
2010	Missy Hundelt	2.30
2011	Missy Hundelt	3.60
2012	Missy Hundelt	3.42

### TOTAL ATTEMPTS

1985	Beth Slagle	376
1986	Nancy Winkler	520
1987	Laura Eden	466
1988	Lori Longo	828
1989	Sandy Stieber	734
1990	Sandy Stieber	647
1991	Sandy Stieber	756

1992	Jill Raslevich	672
1993	Jen Windau	948
1994	Heather Luben	822
1995	Jill Raslevich	780
1996	Heather Luben	1,247
1997	Amy Hermann	1,010
<b>1998</b>	<b>Amy Hermann</b>	<b>1,307</b>
1999	Michelle Batton	948
2000	Rebecca Sylak	911
2001	Rebecca Sylak	762
2002	Colleen Royer	858
2003	Colleen Royer	1,041
2004	Melanie Pounders	1,026
2005	Cari Leslie	912
2006	Ebony Barbosa	1,109
2007	Jessica Fraley	1,176
2008	Ebony Barbosa	763
2009	Ruth Boscaljon	811
2010	Missy Hundelt	729
2011	Missy Hundelt	1,017
2012	Missy Hundelt	971

### HITTING PCT.

1985	Laura Eden	.141
1986	Nancy Winkler	.283
1987	Laura Eden	.262
1988	Michelle Byers	.246
1989	Chaney Wales	.178
1990	Chaney Wales	.240
1991	Ann Butterbaugh	.264
1992	Cindy Neubauer	.247
1993	Jen Windau	.229
1994	Jill Raslevich	.265
1995	Jill Raslevich	.281
1996	Vickie Robinson	.228
1997	Vickie Robinson	.238
1998	Vickie Robinson	.285
<b>1999</b>	<b>Vickie Robinson</b>	<b>.343</b>
2000	Kristen Meech	.311
2001	Kristen Meech	.290
2002	Michele Batton	.262
2003	Annie Buschur	.269
2004	Abby Ettenhofer	.216
2005	Abby Ettenhofer	.279
2006	Ruth Boscaljon	.300
2007	Ruth Boscaljon	.286
2008	Ruth Boscaljon	.297
2009	Ruth Boscaljon	.318
2010	Haley Kapferer	.221
2011	Jackie Carlisle	.201
2012	Jenna Cavanaugh	.257

\* - minimum 150 kills after 1985



*Jill Raslevich was the Mid-Continent Conference Player of the Year in 1995 when she led the Penguins in kills and digs. Raslevich also led YSU in kills and digs in 1992 and 1994, becoming the only player in school history to lead both categories in three seasons.*

### ASSISTS

1985	Ann Quartraro	323
1986	Julie Sabatini	350
1987	Julie Meese	438
1988	Julie Meese	1,173
1989	Julie Meese	513
1990	Kelly Gager	618
1991	Tina Gregory	952
1992	Tina Gregory	784
1993	Jaime Pirotte	730
1994	Jaime Pirotte	1,133
1995	Jaime Pirotte	982
1996	Jaime Pirotte	193
1997	Tamara Rudy	1,010
1998	Melissa Lyczkowski	1,289
<b>1999</b>	<b>Melissa Lyczkowski</b>	<b>1,373</b>
2000	Melissa Lyczkowski	1,119
2001	Melissa Lyczkowski	1,039
2002	Angie Pasquinelli	1,011
2003	Beth Boscarelli	673
2004	Angie Pasquinelli	1,276
2005	Angie Pasquinelli	1,209

2006	Karla Everhart	1,125
2007	Karla Everhart	1,112
2008	Karla Everhart	946
2009	Angela Roidt	704
2010	Dani Soubliere	701
2011	Casey D'Ambrose	913
2012	Casey D'Ambrose	736


### ASSISTS PER SET

2001	Melissa Lyczkowski	10.60
2002	Angie Pasquinelli	8.79
2003	Beth Boscarelli	7.48
2004	Angie Pasquinelli	11.10
2005	Angie Pasquinelli	11.09
2006	Karla Everhart	10.32
2007	Karla Everhart	10.35
2008	Karla Everhart	9.10
2009	Angela Roidt	9.78
2010	Dani Soubliere	7.23
2011	Casey D'Ambrose	8.86
2012	Casey D'Ambrose	6.57





## ANNUAL LEADERS



*Kristen Meech's 207 total blocks in 1999 are 61 more than any other player has accumulated in a single season.*

### SERVICE ACES

1985 Ann Quartraro . . . . .	.28
1986 Julie Sabatini . . . . .	.42
<b>1987 Lori Longo . . . . .</b>	<b>.72</b>
1988 Jennifer Kathe . . . . .	.57
1989 Dina Hartman . . . . .	.28
1990 Dina Hartman . . . . .	.52
1991 Michelle Pence . . . . .	.47
1992 Jill Raslevich . . . . .	.53
1993 Jen Windau . . . . .	.37
1994 Jaime Pirotte . . . . .	.44
1995 Jaime Pirotte . . . . .	.32
1996 Heather Luben . . . . .	.35
1997 Rebecca Sylak . . . . .	.35
1998 Amy Hermann . . . . .	.44
1999 Vickie Robinson . . . . .	.45
2000 Rebecca Sylak . . . . .	.29
2001 Colleen Royer . . . . .	.42
2002 Angie Pasquinelli . . . . .	.28
2003 Colleen Royer . . . . .	.30
2004 Katie Shea . . . . .	.44
2005 Angie Pasquinelli . . . . .	.43
2006 Karla Everhart . . . . .	.33
2007 Ebony Barbosa . . . . .	.30
2008 Karla Everhart . . . . .	.29
2009 Laurie Shives . . . . .	.23
2010 Dani Soubliere . . . . .	.17
2011 Missy Hundelt . . . . .	.35
2012 Casey D'Ambrose . . . . .	.23

### ACES PER SET

2001 Colleen Royer . . . . .	0.48
2002 Colleen Royer . . . . .	0.24
2003 Angie Pasquinelli . . . . .	0.29
2004 Katie Shea . . . . .	0.49
2005 Angie Pasquinelli . . . . .	0.39
2006 Karla Everhart . . . . .	0.30
2007 Abigail Drost . . . . .	0.28
2008 Laurie Shives . . . . .	0.28

2009 Laurie Shives . . . . .	0.22
2010 Dani Soubliere . . . . .	0.18
2011 Missy Hundelt . . . . .	0.35
2012 Nikki Thompson . . . . .	0.26

### DIGS

1985 Diane Glassmeyer . . . . .	.201
1986 Michelle Alt . . . . .	.59
1987 Jennifer Kathe . . . . .	.253
1988 Laura Eden . . . . .	.322
1989 Lana Fairchild . . . . .	.330
1990 Sandy Stieber . . . . .	.299
1991 Sandy Stieber . . . . .	.350
1992 Jill Raslevich . . . . .	.405
1993 Jen Windau . . . . .	.446
1994 Jill Raslevich . . . . .	.389
1995 Jill Raslevich . . . . .	.431
<b>1996 Heather Luben . . . . .</b>	<b>.448</b>
1997 Amy Hermann . . . . .	.327
1998 Amy Hermann . . . . .	.391
1999 Amber Nagy . . . . .	.412
2000 Melissa Lyczkowski . . . . .	.232
2001 Melissa Lyczkowski . . . . .	.246
Colleen Royer . . . . .	.246
2002 Colleen Royer . . . . .	.258
2003 Colleen Royer . . . . .	.308
2004 Amanda Cindric . . . . .	.294
2005 Amanda Cindric . . . . .	.395
2006 Janelle McDonald . . . . .	.346
2007 Laurie Shives . . . . .	.437
2008 Ebony Barbosa . . . . .	.297
2009 Laurie Shives . . . . .	.432
2010 Brittany McNeal . . . . .	.267
2011 Erika West . . . . .	.312
2012 Erika West . . . . .	.404

### DIGS PER SET

2001 Colleen Royer . . . . .	2.83
2002 Colleen Royer . . . . .	2.63

2003 Colleen Royer . . . . .	2.91
2004 Amanda Cindric . . . . .	3.06
2005 Cari Leslie . . . . .	3.37
2006 Cari Leslie . . . . .	3.79
2007 Laurie Shives . . . . .	3.74
2008 Ebony Barbosa . . . . .	2.86
<b>2009 Laurie Shives . . . . .</b>	<b>4.11</b>
2010 Brittany McNeal . . . . .	2.90
2011 Erika West . . . . .	3.03
2012 Erika West . . . . .	3.71

### TOTAL BLOCKS

1985 Laura Eden . . . . .	38
1986 Laura Eden . . . . .	68
1987 Dina Hartman . . . . .	86
1988 Dina Hartman . . . . .	123
1989 Dina Hartman . . . . .	117
1990 Dina Hartman . . . . .	114
1991 Michelle Pence . . . . .	123
1992 Michelle Pence . . . . .	.57
1993 Maria Schuster . . . . .	99
1994 Amy Hermann . . . . .	.101
1995 Amy Hermann . . . . .	.100
1996 Vickie Robinson . . . . .	.87
1997 Vickie Robinson . . . . .	.99
1998 Kristen Meech . . . . .	.116
<b>1999 Kristen Meech . . . . .</b>	<b>.207</b>
2000 Kristen Meech . . . . .	.123
2001 Kristen Meech . . . . .	.116
2002 Annie Buschur . . . . .	.146
2003 Annie Buschur . . . . .	.134
2004 Katie Shea . . . . .	.104
2005 Katie Shea . . . . .	.106
2006 Ruth Boscaljon . . . . .	.128
2007 Ruth Boscaljon . . . . .	.115
2008 Ruth Boscaljon . . . . .	.121
2009 Ruth Boscaljon . . . . .	.126
2010 Haley Kapferer . . . . .	.90
2011 Shannon Watson . . . . .	.80
2012 Jenna Cavanaugh . . . . .	.124

### BLOCKS PER SET

2001 Kristen Meech . . . . .	1.21
2002 Michele Batton . . . . .	1.24
<b>2003 Annie Buschur . . . . .</b>	<b>1.28</b>
2004 Katie Shea . . . . .	1.17
2005 Katie Shea . . . . .	0.97
2006 Ruth Boscaljon . . . . .	1.15
2007 Ruth Boscaljon . . . . .	0.94
2008 Ruth Boscaljon . . . . .	1.16
2009 Ruth Boscaljon . . . . .	1.20
2010 Jenna Cavanaugh . . . . .	0.98


2011 Shannon Watson . . . . .	0.83
2012 Jenna Cavanaugh . . . . .	1.23

### POINTS

2001 Kristen Meech . . . . .	366.5
2002 Annie Buschur . . . . .	393.5
2003 Colleen Royer . . . . .	481.0
2004 Jessica Fraley . . . . .	419.0
2005 Abby Ettenhofer . . . . .	391.0
2006 Ruth Boscaljon . . . . .	456.0
2007 Jessica Fraley . . . . .	492.5
2008 Ruth Boscaljon . . . . .	353.5
2009 Ruth Boscaljon . . . . .	453.5
2010 Missy Hundelt . . . . .	227.0
2011 Missy Hundelt . . . . .	417.5
2012 Missy Hundelt . . . . .	422.5

### POINTS PER SET

2001 Rebecca Sylak . . . . .	3.88
2002 Colleen Royer . . . . .	3.61
2003 Colleen Royer . . . . .	4.54
2004 Jessica Fraley . . . . .	3.64
2005 Abby Ettenhofer . . . . .	3.59
2006 Ruth Boscaljon . . . . .	4.11
2007 Jessica Fraley . . . . .	4.04
2008 Ruth Boscaljon . . . . .	3.40
2009 Ruth Boscaljon . . . . .	4.32
2010 Missy Hundelt . . . . .	2.64
2011 Missy Hundelt . . . . .	4.22
2012 Missy Hundelt . . . . .	3.91



*Ruth Boscaljon led YSU in kills and blocks three times – in 2006, 2008 and 2009 – in her career.*





## YEAR-BY-YEAR TEAM STATS

Year	SP	K	K/S	E	TA	Pct.	A	A/S	SA	SA/S	SE	RE	DIG	D/S	BS	BA	TB	B/S
1986	93	814	8.75	347	2,021	.231	697	7.49	250	2.69	282	119	385	4.14	117	116	175.0	1.88
1987	101	1,021	10.10	494	2,858	.184	831	8.23	<b>342</b>	<b>3.39</b>	138	152	1,083	10.72	94	197	192.5	1.90
1988	<b>129</b>	1,426	11.05	479	4,094	.240	1,273	9.87	185	1.43	<b>403</b>	256	1,889	14.64	132	313	288.5	2.23
1989	<b>129</b>	1,243	9.64	536	3,343	.211	955	7.40	149	1.16	181	292	1,921	14.89	<b>184</b>	275	321.5	2.49
1990	119	1,229	10.33	467	3,571	.213	1,027	8.63	223	1.87	328	<b>370</b>	1,650	13.87	125	289	269.5	2.26
1991	116	1,308	11.28	513	3,832	.207	1,057	9.11	203	1.75	268	283	2,028	17.48	142	275	279.5	2.41
1992	103	1,144	11.11	544	3,519	.171	884	8.58	191	1.85	263	281	1,747	16.96	109	220	219.0	2.13
1993	107	1,341	12.53	597	4,047	.184	1,167	10.91	158	1.48	248	172	1,954	18.26	68	263	199.5	1.86
1994	123	1,658	13.48	727	4,558	.204	1,447	11.76	207	1.68	258	164	2,287	18.59	96	341	266.5	2.17
1995	105	1,509	14.37	599	3,870	.235	1,282	12.21	162	1.54	283	121	<b>2,301</b>	<b>21.91</b>	97	240	307.0	2.92
1996	117	1,392	11.90	765	4,049	.155	1,200	10.26	161	1.38	243	187	1,806	15.43	71	338	240.0	2.05
1997	118	1,515	12.83	726	4,200	.188	1,313	11.13	192	1.63	224	174	1,863	15.79	100	331	265.5	2.25
1998	114	1,698	14.28	733	4,613	.209	1,537	13.48	154	1.35	199	147	2,068	18.14	101	320	261.0	2.29
1999	112	<b>1,746</b>	<b>15.59</b>	545	4,644	<b>.269</b>	1,520	<b>13.57</b>	161	1.44	234	162	2,062	18.41	112	<b>571</b>	<b>397.5</b>	<b>3.55</b>
2000	102	1,468	14.39	673	3,953	.201	1,315	12.89	152	1.49	286	185	1,470	14.41	112	357	290.5	2.85
2001	100	1,401	14.01	649	3,971	.189	1,231	12.31	190	1.90	259	207	1,509	15.09	64	396	262.0	2.62
2002	120	1,543	12.86	799	4,481	.166	1,372	11.43	150	1.25	299	237	1,626	13.55	89	465	321.5	2.68
2003	106	1,509	14.24	661	4,126	.206	1,355	12.78	152	1.43	249	186	1,550	14.62	70	423	281.5	2.66
2004	115	1,601	13.92	<b>805</b>	4,402	.181	1,429	12.43	174	1.51	243	221	1,728	15.03	70	355	247.5	2.15
2005	109	1,528	14.02	770	4,648	.163	1,435	13.17	172	1.58	214	202	1,848	16.95	62	268	196.0	1.80
2006	111	1,497	13.49	796	4,776	.147	1,374	12.38	156	1.41	230	198	1,911	17.22	74	341	244.5	2.20
2007	122	1,686	13.82	801	<b>5,074</b>	.174	<b>1,553</b>	12.73	168	1.38	279	251	2,165	17.75	94	361	274.5	2.25
2008	104	1,226	11.79	516	3,602	.197	1,106	10.63	120	1.15	144	151	1,534	14.75	84	364	266.0	2.56
2009	105	1,238	11.79	523	3,725	.192	1,142	10.88	109	1.04	132	147	1,549	14.75	86	322	247.0	2.35
2010	97	959	9.89	581	3,298	.115	887	9.14	88	0.91	188	123	1,241	12.79	35	324	197.0	2.03
2011	109	1,270	11.65	701	3,742	.152	1,173	10.76	160	1.47	260	130	1,425	13.07	28	319	187.5	1.72
2012	112	1,443	12.88	595	3,994	.212	1,368	12.21	131	1.17	192	112	1,598	14.27	35	426	248.0	2.21

## YEAR-BY-YEAR OPPONENT STATS (RALLY SCORING ERA)

Year	SP	K	K/S	E	TA	Pct.	A	A/S	SA	SA/S	SE	RE	DIG	D/S	BS	BA	TB	B/S
2001	100	1,473	14.73	669	3,922	.205	1,319	13.19	207	<b>2.07</b>	206	<b>190</b>	1,584	15.84	48	299	197.5	1.98
2002	<b>120</b>	<b>1,802</b>	15.02	782	4,608	.221	<b>1,661</b>	13.84	237	1.98	<b>303</b>	150	1,849	15.41	44	457	272.5	2.27
2003	106	1,622	<b>15.30</b>	752	4,339	.201	1,473	13.90	186	1.75	230	152	1,624	15.32	35	364	217.0	2.05
2004	115	1,640	14.26	682	4,341	.221	1,498	13.03	221	1.92	257	174	1,631	14.18	52	<b>463</b>	<b>283.5</b>	<b>2.47</b>
2005	109	1,663	15.26	684	4,466	.219	1,557	<b>14.28</b>	202	1.85	199	172	2,009	18.43	51	420	261.0	2.39
2006	111	1,703	15.34	673	4,605	.224	1,574	14.18	201	1.81	251	156	2,171	<b>19.56</b>	49	370	234.0	2.11
2007	122	1,796	14.71	<b>789</b>	<b>5,076</b>	.198	1,646	13.49	<b>251</b>	2.06	250	167	<b>2,268</b>	18.59	55	452	281.0	2.30
2008	104	1,421	13.66	619	3,815	.210	1,350	12.98	151	1.45	182	120	1,660	15.96	26	299	175.5	1.69
2009	105	1,479	14.09	614	3,951	.219	1,379	13.13	147	1.40	174	109	1,718	16.36	45	228	189.0	1.80
2010	97	1,393	14.36	521	3,401	<b>.256</b>	1,315	13.56	123	1.27	207	88	1,582	16.31	35	284	177.0	1.82
2011	109	1,366	12.53	533	3,602	.231	1,245	11.42	130	1.19	209	160	1,483	13.61	<b>61</b>	390	256.0	2.35
2012	112	1,436	12.82	654	3,972	.197	1,357	12.12	113	1.01	155	131	1,698	15.16	45	320	205.0	1.83



## COACHING HISTORY


Year	Coach	Matches	Record	Home	Away	Neutral	OVC	Mid-Con	Horizon	Conf. Tourn.
1975	Joyce Ramsey	13	6-7 (.462)	--	--	--	--	--	--	--
1976	Joyce Ramsey	14	7-7 (.500)	--	--	--	--	--	--	--
<b>2-Year Total</b>		<b>27</b>	<b>13-14 (.481)</b>							
1977	Pauline Saternow	18	9-9 (.500)	3-3	2-5	4-1	--	--	--	--
<b>1-Year Total</b>		<b>18</b>	<b>9-9 (.500)</b>	<b>3-3</b>	<b>2-5</b>	<b>4-1</b>				
1978	John Tokash	22	10-12 (.455)	6-3	2-4	2-5	--	--	--	--
1979	John Tokash	28	12-16 (.429)	7-2	5-3	0-11	--	--	--	--
1980	John Tokash	27	10-15-2 (.407)	5-4-2	1-5	4-6	--	--	--	--
1981	John Tokash	28	16-11-1 (.589)	4-2	4-2	8-7-1	--	--	--	--
1982	John Tokash	35	17-17-1 (.500)	4-5	1-1	12-11-1	--	--	--	--
1983	John Tokash	43	18-25 (.419)	2-8	2-3	14-14	3-8	--	--	--
<b>6-Year Total</b>		<b>183</b>	<b>83-96-4 (.464)</b>	<b>28-24-2</b>	<b>15-18</b>	<b>40-54-2</b>	<b>3-8</b>			
1984	Joan Fahey	26	6-20 (.230)	2-5	0-6	4-9	4-7	--	--	--
<b>1-Year Total</b>		<b>26</b>	<b>6-20 (.230)</b>	<b>2-5</b>	<b>0-6</b>	<b>4-9</b>	<b>4-7</b>			
1985	John McKenna	21	4-17 (.190)	0-3	1-3	3-11	3-8	--	--	--
1986	John McKenna	27	5-22 (.185)	0-4	0-7	5-11	0-10	--	--	--
1987	John McKenna	29	3-26 (.103)	1-5	0-10	2-11	1-8	--	--	--
1988	John McKenna	35	18-17 (.514)	4-6	4-6	10-5	--	--	--	--
1989	John McKenna	37	16-21 (.432)	3-4	6-9	7-8	--	--	--	--
1990	John McKenna	39	13-26 (.333)	6-7	6-10	1-9	--	--	--	--
1991	John McKenna	31	16-15 (.516)	6-3	7-7	3-5	--	--	--	--
1992	John McKenna *	3	0-3 (.000)	0-3	0-0	0-0	--	--	--	--
<b>8-Year Total</b>		<b>222</b>	<b>75-147 (.338)</b>	<b>20-35</b>	<b>24-52</b>	<b>31-60</b>	<b>4-26</b>			
1992	Joe Conroy	25	9-16 (.360)	5-6	4-9	0-1	--	1-15	--	--
1993	Joe Conroy	30	10-20 (.333)	3-9	6-11	1-0	--	4-14	--	--
1994	Joe Conroy	34	22-12 (.647)	5-0	5-8	12-4	--	3-3	--	2-1
1995	Joe Conroy	30	22-8 (.733)	6-5	9-2	7-1	--	5-1	--	0-1
1996	Joe Conroy	32	12-20 (.375)	3-2	5-8	4-10	--	2-4	--	--
1997	Joe Conroy	34	14-20 (.412)	3-7	2-5	9-8	--	2-4	--	--
1998	Joe Conroy	32	20-12 (.625)	7-1	9-7	4-4	--	9-3	--	1-1
1999	Joe Conroy	32	27-5 (.844)	10-0	12-3	5-2	--	13-1	--	1-1
2000	Joe Conroy	29	14-15 (.483)	8-4	3-9	3-2	--	6-8	--	--
2001	Joe Conroy	28	10-18 (.357)	2-8	3-9	5-1	--	--	1-13	0-1
2002	Joe Conroy	32	8-24 (.250)	1-7	2-13	5-4	--	--	0-14	0-1
2003	Joe Conroy	29	10-19 (.345)	2-7	4-8	4-4	--	--	1-13	0-1
2004	Joe Conroy	31	10-21 (.323)	4-8	1-10	5-3	--	--	0-14	1-1
<b>13-Year Total</b>		<b>398</b>	<b>188-210 (.472)</b>	<b>59-64</b>	<b>65-102</b>	<b>64-44</b>		<b>45-53</b>	<b>2-54</b>	<b>5-8</b>
2005	Joe Bonner	29	7-22 (.241)	0-8	1-12	6-2	--	--	0-14	0-1
2006	Joe Bonner	32	10-22 (.313)	2-8	2-10	6-4	--	--	1-13	0-1
2007	Joe Bonner	30	12-18 (.400)	5-5	2-10	5-3	--	--	5-11	0-1
2008	Joe Bonner	28	11-17 (.392)	2-6	5-8	4-3	--	--	4-12	0-1
2009	Joe Bonner	28	7-21 (.250)	3-7	2-11	2-3	--	--	5-11	--
<b>5-Year Total</b>		<b>147</b>	<b>47-100 (.320)</b>	<b>12-34</b>	<b>12-51</b>	<b>23-15</b>			<b>15-61</b>	<b>0-4</b>
2010	Krista Burrows	29	2-27 (.069)	1-11	0-13	1-3	--	--	0-16	--
2011	Krista Burrows	29	5-24 (.172)	2-8	2-11	1-5	--	--	3-13	--
<b>2-Year Total</b>			<b>7-51 (.121)</b>	<b>3-19</b>	<b>2-24</b>	<b>2-8</b>			<b>3-29</b>	<b>--</b>
2012	Mark Hardaway	29	15-14 (.517)	4-4	4-7	7-3	--	--	5-9	0-1
<b>1-Year Total</b>			<b>15-14 (.517)</b>	<b>4-4</b>	<b>4-7</b>	<b>7-3</b>			<b>5-9</b>	<b>0-1</b>
<b>Total</b>			<b>443-661-4 (.402)</b>	<b>131-188-2</b>	<b>124-265</b>	<b>175-194-2</b>	<b>4-26</b>	<b>45-53</b>	<b>25-153</b>	<b>5-13</b>



Joyce Ramsey




Pauline Saternow



John Tokash



Joan Fahey



John McKenna



Joe Conroy



Joe Bonner



Krista Burrows



Mark Hardaway



## ALL-TIME RESULTS

### 1975

6-7 • Coach: Joyce Ramsey  
No results available

### 1976

7-7 • Coach: Joyce Ramsey  
No results available

### 1977

9-9 • Coach: Pauline Saternow

Oct. 11	at Clarion	L	1-3
Oct. 15	at Oberlin	L	0-2
Oct. 19	Kent State	L	0-3
Oct. 22	Geneva	L	1-2
Oct. 22	Malone	W	2-0
Oct. 26	Wooster	L	2-3
Oct. 29	vs. Saint Francis (Pa.)	W	2-0
Oct. 29	at Duquesne	W	2-0
Nov. 1	at Mount Union	L	1-2
Nov. 1	vs Akron	W	2-0
Nov. 3	at John Carroll	W	3-0
Nov. 5	vs. Alderson Broaddus	W	2-0
Nov. 5	at West Virginia	L	0-2
Nov. 9	Westminster	W	2-1
Nov. 9	Hiram	W	2-1
Nov. 11	at Cleveland State	L	0-2
Nov. 11	vs. Wright State	W	2-1
Nov. 11	vs. Toledo	L	0-2

### 1978

10-12 • Coach: John Tokash

Oct. 7	at Wooster	L	0-3
Oct. 11	Oberlin	L	1-3
Oct. 14	vs. Grove City	L	1-2
Oct. 14	at Geneva	W	2-0
Oct. 14	vs. Messiah	W	2-0
Oct. 18	John Carroll	W	2-1
Oct. 18	Duquesne	L	0-2
Oct. 21	at Malone	W	2-1
Oct. 21	vs. Bluffton	W	2-0
Oct. 25	Clarion	L	0-3
Oct. 28	Baldwin-Wallace	W	2-0
Oct. 28	Mount Union	W	2-0
Oct. 28	Marshall	W	2-0
Nov. 1	Ashland	W	2-1
Nov. 1	West Virginia	W	2-1
Nov. 3	at Muskingum	L	0-2
Nov. 3	vs. Cedarville	L	0-2
Nov. 4	at Ohio	L	0-2
Nov. 4	vs. Akron	L	0-2
Nov. 4	vs. Miami	L	0-2
Nov. 7	vs. Bowling Green	L	1-2
Nov. 7	at Kent State	L	0-2

### 1979

12-16 • Coach: John Tokash

Sept. 28	vs. Rhode Island	L	0-2
Sept. 28	vs. Penn	L	0-2
Sept. 29	vs. Temple	L	0-2
Oct. 4	at Case Western Reserve	W	n/a
Oct. 4	vs. Oberlin	L	n/a
Oct. 6	at Ashland	L	1-2
Oct. 10	at Clarion	W	2-1
Oct. 10	vs. Mercyhurst	L	0-2
Oct. 13	Oberlin	W	n/a
Oct. 13	Walsh	W	n/a
Oct. 13	Wooster	L	n/a

Oct. 14	Oberlin	W	n/a
Oct. 14	Wooster	W	n/a
Oct. 15	at Duquesne	W	n/a
Oct. 19	vs. Xavier	L	0-2
Oct. 19	at Wright State	L	0-2
Oct. 20	Mt. St. Joseph	L	n/a
Oct. 23	at Bowling Green	L	0-3
Oct. 24	at Wooster	W	2-1
Oct. 24	vs. Baldwin-Wallace	L	1-2
Oct. 27	Muskingum	W	2-0
Oct. 27	Toledo	W	2-1
Oct. 27	Kent State	W	2-1
Nov. 3	at Akron	W	2-1
Nov. 3	vs. Ohio	L	1-2
Nov. 9	vs. Mt. St. Joseph	L	0-2
Nov. 9	vs. Wright State	L	0-2
Nov. 10	vs. Akron	L	0-2

### 1980

10-15-2 • Coach: John Tokash

Sept. 26	Xavier	L	0-3
Sept. 27	vs. Slippery Rock	L	1-2
Sept. 27	vs. Waynesburg	L	1-2
Sept. 27	vs. Charleston	L	0-2
Sept. 27	at West Virginia	L	0-2
Oct. 3	Duquesne	T	1-1
Oct. 3	Slippery Rock	T	1-1
Oct. 3	Allegheny	W	2-0
Oct. 4	Thiel	L	0-2
Oct. 4	Slippery Rock	L	0-2
Oct. 4	Thiel	W	2-1
Oct. 8	at Cleveland State	L	0-3
Oct. 11	at Baldwin-Wallace	W	2-0
Oct. 11	vs. Ohio Northern	L	1-2
Oct. 11	vs. Akron	W	2-0
Oct. 15	at Kent State	L	0-2
Oct. 15	vs. Ashland	W	2-0
Oct. 18	at Slippery Rock	L	0-2
Oct. 18	vs. Allegheny	W	2-1
Oct. 25	vs. Capital	W	2-0
Oct. 25	at Toledo	L	0-2
Oct. 31	Westminster	W	3-1
Nov. 1	Ohio	L	0-2
Nov. 1	Akron	W	2-1
Nov. 5	Clarion	W	3-2
Nov. 6	vs. Dayton	L	0-2
Nov. 6	vs. Xavier	L	0-2

### 1981

16-11-1 • Coach: John Tokash

Sept. 26	vs. Kent State-Salem	W	3-0
Sept. 26	vs. Kent State-Ashtabula	W	3-0
Sept. 28	at Robert Morris	W	3-1
Sept. 30	at Westminster	W	2-1
Sept. 30	vs. Penn St.-Behrend	L	1-2
Oct. 3	vs. Geneva	W	2-0
Oct. 3	vs. Slippery Rock	T	1-1
Oct. 3	vs. Chatham	W	2-0
Oct. 3	vs. Kent State	W	2-0
Oct. 3	vs. Allegheny	W	2-0
Oct. 3	vs. Slippery Rock	L	0-2
Oct. 7	at Akron	L	1-3
Oct. 9	California (Pa.)	W	2-0
Oct. 9	Indiana (Pa.)	L	0-2
Oct. 10	Shippensburg	W	2-1
Oct. 10	Meadville CC	W	2-0

Oct. 10	Slippery Rock	W	3-1
Oct. 14	Kent State	L	2-3
Oct. 21	vs. Toledo	L	0-2
Oct. 21	vs. Akron	W	2-0
Oct. 26	at Clarion	W	3-2
Oct. 31	at Ohio	L	0-2
Oct. 31	vs. Akron	L	0-2
Oct. 31	vs. Mt. St. Joseph	L	0-2
Nov. 3	at John Carroll	W	2-0
Nov. 3	vs. Gannon	W	2-0
Nov. 13	vs. Akron	L	0-3
Nov. 14	vs. Xavier	L	1-3

### 1982

17-17-1 • Coach: John Tokash

Sept. 28	Pittsburgh	L	0-2
Sept. 28	Duquesne	W	2-1
Sept. 29	Chatham	W	3-0
Oct. 2	vs. Robert Morris	W	2-0
Oct. 2	vs. Edinboro	L	0-2
Oct. 2	Hiram	W	2-0
Oct. 2	Xavier	L	1-2
Oct. 8	vs. Robert Morris	W	2-0
Oct. 8	vs. Edinboro	L	0-2
Oct. 8	vs. Buffalo	T	1-1
Oct. 9	at Slippery Rock	W	2-0
Oct. 9	vs. IUPUI	W	2-0
Oct. 9	vs. Shippensburg	W	2-0
Oct. 9	vs. Pennsylvania	L	0-2
Oct. 13	Baldwin-Wallace	L	0-2
Oct. 13	Akron	W	2-0
Oct. 15	vs. Slippery Rock	L	0-2
Oct. 15	vs. Mansfield	L	0-2
Oct. 16	vs. IUPUI	L	1-2
Oct. 16	vs. Clarion	W	2-1
Oct. 16	vs. Slippery Rock	L	0-2
Oct. 22	at Bowling Green	L	0-2
Oct. 22	vs. Capital	W	2-0
Oct. 23	Defiance	L	1-2
Oct. 23	vs. Toledo	L	0-2
Oct. 30	vs. Penn St.-Behrend	W	2-0

### 1983

18-25 (3-8 OVC) • Coach: John Tokash


Sept. 24	Toledo	L	0-3
Sept. 27	Duquesne	L	2-3
Sept. 27	Pittsburgh	L	0-3
Sept. 30	vs. Gannon	W	2-1
Sept. 30	vs. Indiana (Pa.)	W	2-0
Sept. 30	vs. Mount Union	W	2-0
Oct. 1	vs. Westminster	W	2-0
Oct. 1	vs. Akron	L	0-2
Oct. 1	vs. West Virginia	L	0-2
Oct. 4	Walsh	L	0-2
Oct. 4	Ashland	L	0-2
Oct. 7	vs. Edinboro	W	2-1
Oct. 7	at Slippery Rock	L	0-2
Oct. 7	at Slippery Rock	W	2-1
Oct. 8	vs. Capital	W	2-0
Oct. 8	vs. Mansfield	L	0-2
Oct. 8	vs. Edinboro	W	2-0
Oct. 14	vs. Middle Tennessee St.*	W	2-0
Oct. 14	at Morehead State*	L	0-2
Oct. 14	vs. Eastern Kentucky*	L	0-2
Oct. 14	vs. Austin Peay*	L	0-2
Oct. 15	vs. Murray State*	W	2-0
Oct. 15	vs. Tennessee Tech*	L	0-2
Oct. 15	vs. Akron*	L	1-2
Oct. 21	vs. So. Connecticut State	W	2-1
Oct. 21	vs. St. Bonaventure	W	2-0
Oct. 21	vs. C.W. Post	L	1-2
Oct. 22	vs. Juniata	W	2-0
Oct. 22	at Mansfield	L	0-2
Oct. 22	vs. C.W. Post	L	1-2
Oct. 25	Baldwin-Wallace	W	2-0
Oct. 25	Ohio	L	0-2
Nov. 5	at Slippery Rock	W	2-1
Nov. 5	vs. James Madison	L	0-2
Nov. 5	vs. Xavier	L	0-2
Nov. 5	vs. Shippensburg	W	2-1
Nov. 5	vs. Akron	L	0-2
Nov. 8	Akron	L	1-3
Nov. 14	Grove City	W	3-2
Nov. 18	vs. Akron #	L	1-2
Nov. 19	vs. Akron #	L	0-2
Nov. 19	vs. Austin Peay #	W	2-1
Nov. 19	Middle Tennessee State #	L	0-2

\* - Ohio Valley Conference match | # - OVC Tournament

### 1984

6-20 (4-7 OVC) • Coach: Joan Fahey

Sept. 26	Toledo	L	2-3
Sept. 28	vs. Morehead State*	W	3-0
Sept. 28	at Akron*	L	1-3
Sept. 29	vs. Eastern Kentucky*	L	0-3
Oct. 6	Mansfield State*	W	3-1
Oct. 6	Slippery Rock	L	1-3



Meg Deibel was a four-time MVP for YSU from 1981-84.



## ALL-TIME RESULTS

Oct. 6	Toledo	L	1-3
Oct. 12	vs. Austin Peay*	L	2-3
Oct. 12	vs. Middle Tennessee State*	W	3-0
Oct. 13	vs. Tennessee Tech*	L	1-3
Oct. 13	vs. Murray State*	W	3-0
Oct. 19	at Eastern Kentucky*	L	0-3
Oct. 19	vs. Morehead State*	L	0-3
Oct. 20	vs. Akron*	L	1-3
Oct. 22	Duquesne	W	3-1
Oct. 24	Akron	L	1-3
Oct. 31	vs. Baldwin-Wallace	W	2-1
Oct. 31	vs. Cleveland State	L	0-2
Oct. 31	at Ashland	L	0-2
Nov. 7	Kent State	L	1-2
Nov. 8	at Grove City	L	0-3
Nov. 9	vs. Virginia	L	0-3
Nov. 9	at West Virginia	L	0-3
Nov. 10	vs. Princeton	L	1-3
Nov. 10	vs. Virginia Tech	L	0-3
Nov. 12	at Ohio	L	0-2

\* - Ohio Valley Conference match

### 1985

**4-17 (3-8 OVC) • Coach: John McKenna**

Sept. 28	vs. Akron*	L	1-3
Sept. 28	vs. Eastern Kentucky*	L	0-3
Sept. 28	vs. Morehead State*	L	0-3
Oct. 4	vs. Cleveland State	L	0-3
Oct. 4	vs. Ohio	L	0-3
Oct. 5	at Akron*	W	3-2
Oct. 9	at Kent State	L	1-3
Oct. 12	vs. Austin Peay*	W	0-3
Oct. 12	vs. Tennessee Tech*	L	0-3
Oct. 12	vs. Middle Tennessee State*	W	3-1
Oct. 15	at Cleveland State	L	0-2
Oct. 15	vs. Ashland	L	0-2
Oct. 15	vs. Baldwin-Wallace	W	2-1
Oct. 23	Toledo	L	0-3
Oct. 25	vs. Akron*	L	0-3
Oct. 25	vs. Eastern Kentucky*	L	0-3
Oct. 25	vs. Morehead State*	L	0-3
Oct. 28	West Virginia	L	1-3
Nov. 6	Akron	L	1-3
Nov. 12	at Ohio	L	0-3
Nov. 12	vs. Morehead State*	L	0-3

\* - Ohio Valley Conference match

### 1986

**5-22 (0-10 OVC) • Coach: John McKenna**

Sept. 26	at Akron*	L	0-3
Sept. 27	vs. Eastern Kentucky*	L	0-3
Sept. 27	vs. Morehead State*	L	0-3
Oct. 1	at West Virginia	L	0-3
Oct. 3	vs. Cleveland State	L	1-3
Oct. 3	vs. Dayton	L	0-3
Oct. 4	vs. Saint Francis (Pa.)	W	3-0
Oct. 4	at Akron	L	0-3
Oct. 8	Kent State	L	0-3
Oct. 10	at Pittsburgh	L	0-3
Oct. 10	vs. Seton Hall	W	3-1
Oct. 11	vs. Seton Hall	W	3-1
Oct. 11	vs. Saint Francis (Pa.)	W	3-0
Oct. 14	at Baldwin-Wallace	L	0-2
Oct. 14	vs. Ashland	W	2-0
Oct. 14	vs. Cleveland State	L	1-2
Oct. 17	vs. Austin Peay*	L	0-3

Oct. 17	vs. Murray State*	L	1-3
Oct. 18	vs. Middle Tennessee State*	L	0-3
Oct. 18	vs. Tennessee Tech*	L	0-3
Oct. 24	at Toledo	L	0-3
Oct. 31	vs. Akron*	L	1-3
Oct. 31	at Eastern Kentucky*	L	0-3
Nov. 1	vs. Morehead State*	L	0-3
Nov. 4	Edinboro	L	2-3
Nov. 8	Duquesne	L	2-3
Nov. 15	Ohio	L	2-3

\* - Ohio Valley Conference match

### 1987

**3-26 (1-8 OVC) • Coach: John McKenna**

Sept. 22	at Gannon	L	0-3
Sept. 25	vs. Morehead State*	L	0-3
Sept. 26	at Eastern Kentucky*	L	0-3
Sept. 30	West Virginia	L	0-3
Oct. 2	vs. Marshall	W	3-2
Oct. 2	vs. Wright State	L	0-3
Oct. 3	vs. Cleveland State	L	2-3
Oct. 3	at Akron	L	1-3
Oct. 7	at Kent State	L	0-3
Oct. 10	at Robert Morris	L	1-3
Oct. 14	Ashland	L	1-2
Oct. 14	Cleveland State	L	1-2
Oct. 14	Baldwin-Wallace	W	2-1
Oct. 16	vs. Austin Peay*	L	0-3
Oct. 16	vs. Murray State*	L	1-3
Oct. 16	vs. Tennessee Tech*	L	0-3
Oct. 17	vs. Tennessee State*	W	3-0
Oct. 17	vs. Middle Tennessee State*	L	1-3
Oct. 21	at Edinboro	L	1-3
Oct. 22	at Akron	L	0-3
Oct. 24	at Ohio	L	0-3
Oct. 28	Akron	L	2-3
Oct. 30	vs. Morehead State*	L	1-3
Oct. 31	at Eastern Kentucky*	L	0-3
Nov. 4	Toledo	L	0-3
Nov. 7	at Duquesne	L	1-3
Nov. 20	vs. Wright State	L	0-3
Nov. 20	vs. Akron	L	1-3
Nov. 21	vs. Cleveland State	L	1-3

\* - Ohio Valley Conference match

### 1988

**18-17 • Coach: John McKenna**

Sept. 14	vs. Cleveland State	L	1-2
Sept. 14	vs. Baldwin-Wallace	W	2-1
Sept. 14	at Ashland	L	2-0
Sept. 17	Robert Morris	W	3-1
Sept. 17	Ohio	L	2-3
Sept. 20	vs. Bethany	W	2-0
Sept. 20	at John Carroll	L	1-2
Sept. 23	at Gannon	L	0-3
Sept. 23	vs. Mercyhurst	W	3-1
Sept. 24	vs. Ashland	L	2-3
Sept. 24	vs. Buffalo	L	0-3
Sept. 26	vs. Muskingum	W	3-1
Sept. 26	at Mount Union	W	3-1
Sept. 28	Akron	L	0-3
Oct. 1	Hiram	W	3-0
Oct. 5	Cleveland State	L	2-3
Oct. 7	vs. Clarion	W	3-2
Oct. 7	at Mercyhurst	W	3-1
Oct. 7	vs. Niagara	W	3-0
Oct. 8	vs. Walsh	W	3-2

Oct. 8	vs. Gannon	L	0-3
Oct. 11	at Indiana (Pa.)	W	3-1
Oct. 11	vs. California (Pa.)	W	3-0
Oct. 12	Edinboro	W	3-2
Oct. 18	at Mercyhurst	W	3-1
Oct. 19	Walsh	L	1-3
Oct. 26	Kent State	L	0-3
Oct. 28	vs. Le Moyne	W	3-0
Oct. 28	vs. Indiana (Pa.)	W	3-2
Oct. 29	at Buffalo	L	1-3
Oct. 29	vs. Pittsburgh	L	0-3
Nov. 2	at Akron	L	1-3
Nov. 5	Duquesne	W	3-0
Nov. 8	at Cleveland State	L	0-3
Nov. 10	Gannon	L	2-3

### 1989

**16-21 • Coach: John McKenna**

Sept. 10	LaSalle	L	2-3
Sept. 13	vs. Ashland	L	2-3
Sept. 13	at Cleveland State	W	3-2
Sept. 16	vs. Walsh	W	2-0
Sept. 16	vs. West Liberty	W	2-0
Sept. 16	at Mount Union	W	2-0
Sept. 18	at Pitt-Johnstown	L	1-2
Sept. 19	at Clarion	W	3-1
Sept. 22	vs. Buffalo	L	2-3
Sept. 22	vs. Ashland	L	2-3
Sept. 23	vs. Slippery Rock	L	0-3
Sept. 26	at Toledo	L	0-3
Sept. 29	vs. Marquette	L	1-3
Sept. 29	at Akron	L	0-3
Sept. 30	vs. Windsor	L	0-3
Sept. 30	at Akron	L	0-3
Oct. 4	Mercyhurst	W	3-0
Oct. 4	Cleveland State	L	0-3
Oct. 6	vs. Ashland	L	1-3
Oct. 6	at Buffalo	L	1-3
Oct. 7	vs. Gannon	L	0-3
Oct. 10	vs. Marietta	W	3-2
Oct. 10	at Mount Union	W	3-1
Oct. 10	at Edinboro	L	0-3
Oct. 11	at Saint Francis (Pa.)	W	3-0
Oct. 15	Saint Francis (Pa.)	W	3-0
Oct. 17	at Ohio	L	1-3
Oct. 20	vs. Mercyhurst	W	3-0
Oct. 20	vs. Buffalo	W	3-1
Oct. 21	at Clarion	L	1-3
Oct. 24	vs. Muskingum	W	2-1
Oct. 24	at Hiram	W	2-0
Oct. 25	at Kent State	L	0-3
Oct. 28	vs. Heidelberg	W	2-0
Oct. 28	at Baldwin-Wallace	W	2-1
Oct. 30	Robert Morris	W	3-0
Nov. 1	Pittsburgh	L	0-3
Nov. 1	Akron	L	0-3

### 1990

**13-26 • Coach: John McKenna**

Sept. 9	St. Bonaventure	L	2-3
Sept. 12	Ashland	W	3-1
Sept. 12	Cleveland State	W	3-0
Sept. 14	vs. Dayton	L	0-3
Sept. 14	at Duquesne	W	3-0
Sept. 15	at Xavier	L	0-3
Sept. 15	vs. Drexel	L	0-3
Sept. 18	Mercyhurst	L	2-3

Sept. 20	at Clarion	L	1-3
Sept. 21	Hiram	L	1-3
Sept. 26	at Akron	L	0-3
Sept. 28	vs. LeMoyne	W	3-0
Sept. 29	at Canisius	W	3-0
Sept. 29	vs. Buffalo	L	0-3
Oct. 3	Cleveland State	W	3-0
Oct. 6	vs. Loyola	L	1-3
Oct. 7	at Saint Francis (Pa.)	W	3-1
Oct. 7	vs. Army	L	1-3
Oct. 10	at St. Bonaventure	L	1-3
Oct. 12	vs. Edinboro	L	0-3
Oct. 12	vs. Gannon	L	0-3
Oct. 13	at Slippery Rock	W	3-2
Oct. 13	vs. Navy	L	0-3
Oct. 15	at Robert Morris	W	3-1
Oct. 18	Indiana (Pa.)	W	3-1
Oct. 20	Buffalo	L	1-3
Oct. 24	Kent State	L	1-3
Oct. 27	Ohio	L	0-3
Oct. 29	Robert Morris	W	3-0
Oct. 31	vs. Akron	L	0-3
Oct. 31	at Pittsburgh	L	0-3
Nov. 3	Duquesne	W	3-1
Nov. 5	at Mercyhurst	L	1-3
Nov. 7	at Cleveland State	W	3-1
Nov. 10	Gannon	L	0-3
Nov. 15	at Alaska-Anchorage	L	0-3
Nov. 16	at Alaska-Anchorage	L	1-3
Nov. 17	at Alaska-Fairbanks	L	1-3
Nov. 18	at Alaska-Fairbanks	L	0-3

### 1991

**16-15 • Coach: John McKenna**

Sept. 11	vs. Ashland	L	0-3
Sept. 11	vs. Cleveland State	L	1-3
Sept. 14	at Duquesne	L	1-3
Sept. 17	Lake Erie	W	3-1
Sept. 17	John Carroll	W	3-0
Sept. 21	Hiram	W	3-0
Sept. 25	Duquesne	L	2-3
Sept. 27	at Niagara	W	3-2
Sept. 27	vs. Pennsylvania	L	1-3
Sept. 28	at Buffalo	L	0-3
Sept. 28	vs. Canisius	W	3-1
Sept. 30	at Lake Erie	W	3-2
Oct. 2	Cleveland State	L	1-3
Oct. 4	vs. Bucknell	W	3-0
Oct. 4	vs. Ashland	L	2-3
Oct. 5	at Robert Morris	W	3-0
Oct. 5	vs. Bentley	W	3-0
Oct. 6	at Saint Francis (Pa.)	W	3-0
Oct. 11	at LaSalle	W	3-2
Oct. 12	at Central Connecticut St.	W	3-1
Oct. 14	at Robert Morris	W	3-1
Oct. 16	Edinboro	L	0-3
Oct. 19	Saint Francis (Pa.)	W	3-0
Oct. 23	at Kent State	L	1-3
Oct. 25	at Gannon	L	1-3
Oct. 26	at Bellarmine	L	0-3
Oct. 26	vs. Indiana (Pa.)	L	2-3
Oct. 30	Robert Morris	W	3-1
Nov. 4	at Mercyhurst	L	0-3
Nov. 6	at Cleveland State	L	0-3
Nov. 8	Buffalo	W	3-0



## ALL-TIME RESULTS

### 1992

9-19 (1-15 Mid-Con)

Coaches: John McKenna/Joe Conroy

Sept. 15	Duquesne	L	2-3
Sept. 18	Eastern Illinois*	L	0-3
Sept. 19	Wright State*	L	0-3
Sept. 26	Niagara	W	3-0
Sept. 27	Buffalo	W	3-2
Sept. 27	Saint Francis (Pa.)	W	3-0
Oct. 2	at Northern Illinois*	L	0-3
Oct. 3	at Western Illinois*	L	0-3
Oct. 6	Cleveland State*	L	2-3
Oct. 9	UIC*	L	0-3
Oct. 13	at Robert Morris	W	3-0
Oct. 17	at Saint Francis (Pa.)	W	3-0
Oct. 21	Kent State	L	2-3
Oct. 23	at Wright State*	L	0-3
Oct. 24	at Eastern Illinois*	L	0-3
Oct. 28	Robert Morris	W	3-0
Oct. 29	at Valparaiso*	L	0-3
Oct. 30	at Valparaiso*	L	0-3
Oct. 31	at UIC*	L	0-3
Nov. 3	at Cleveland State*	L	0-3
Nov. 3	vs. Akron	L	0-3
Nov. 6	Milwaukee	W	3-1
Nov. 7	Green Bay*	L	2-3
Nov. 11	at Duquesne	L	0-3
Nov. 13	Western Illinois*	L	2-3
Nov. 14	Northern Illinois*	L	0-3
Nov. 20	at Green Bay*	W	3-2
Nov. 21	at Milwaukee	W	3-1

\*Mid-Continent Conference match

### 1993

10-20 (4-14 Mid-Con) • Coach: Joe Conroy

Sept. 10	at Robert Morris	W	3-1
Sept. 11	at Marshall	L	1-3
Sept. 14	Duquesne	L	1-3
Sept. 17	at Milwaukee*	W	3-1
Sept. 18	at Green Bay*	L	1-3
Sept. 21	Saint Francis (Pa.)	W	3-0
Sept. 24	Wright State*	L	1-4
Sept. 25	Eastern Illinois*	L	0-3
Sept. 28	Cleveland State*	L	1-3
Sept. 28	Akron	L	0-3
Oct. 3	at Saint Francis (Pa.)	W	3-0
Oct. 3	vs. Robert Morris	W	3-0
Oct. 8	at Western Illinois*	L	0-3
Oct. 9	at Northern Illinois*	L	0-3
Oct. 15	Valparaiso*	L	0-3
Oct. 16	UIC*	L	2-3
Oct. 22	at Buffalo	W	3-1
Oct. 23	at Niagara	L	2-3
Oct. 23	at Canisius	W	3-0
Oct. 26	at Kent State	L	0-3
Oct. 29	at Eastern Illinois*	L	0-3
Oct. 30	at Wright State*	L	1-3
Nov. 5	at UIC*	L	0-3
Nov. 6	at Valparaiso*	L	1-3
Nov. 9	at Duquesne	L	1-3
Nov. 12	Green Bay*	W	3-0
Nov. 13	Milwaukee*	W	3-1
Nov. 16	at Cleveland State*	W	3-1
Nov. 19	Northern Illinois*	L	0-3
Nov. 20	Western Illinois*	L	0-3

\*Mid-Continent Conference match

### 1994

22-12 (3-3 Mid-Con) • Coach: Joe Conroy

Sept. 9	at Bucknell	W	3-0
Sept. 10	vs. St. Bonaventure	W	3-0
Sept. 10	vs. St. Peter's (N.J.)	W	3-0
Sept. 11	vs. Villanova	L	1-3
Sept. 13	Duquesne	W	3-0
Sept. 17	Chicago State	W	3-0
Sept. 23	vs. Cleveland State	W	3-0
Sept. 23	vs. Niagara	W	3-0
Sept. 24	vs. Canisius	W	3-0
Sept. 24	at Syracuse	L	0-3
Sept. 27	at Akron	L	1-3
Sept. 27	at Cleveland State	L	1-3
Oct. 1	Clarion	W	3-0
Oct. 4	at Robert Morris	W	3-0
Oct. 7	at Canisius	W	3-0
Oct. 8	vs. St. John's	W	3-1
Oct. 8	vs. Saint Francis (Pa.)	W	3-0
Oct. 9	at Niagara	L	2-3
Oct. 12	at Pittsburgh	L	1-3
Oct. 15	vs. Troy State*	L	1-3
Oct. 15	at Central Connecticut*	L	1-3
Oct. 16	vs. Buffalo*	W	3-1
Oct. 25	Robert Morris	W	3-0
Oct. 29	at Gannon	L	0-3
Oct. 29	vs. Indiana (Pa.)	W	3-1
Nov. 4	at Mercer	L	0-3
Nov. 5	vs. Central Connecticut*	L	1-3
Nov. 5	vs. Buffalo*	W	3-1
Nov. 6	at Troy State*	W	3-2
Nov. 9	at Duquesne	W	3-1
Nov. 12	Mercyhurst	W	3-2
Nov. 18	vs. Troy State#	W	3-1
Nov. 18	vs. Eastern Illinois#	W	3-2
Nov. 19	vs. Valparaiso#	L	0-3

\*Mid-Continent Conference match

#Mid-Con Tournament (Charleston, Ill.)

### 1995

22-8 (5-1 Mid-Con) • Coach: Joe Conroy

Sept. 8	at Ohio	L	0-3
Sept. 9	vs. Tennessee Tech	L	1-3
Sept. 9	vs. Drexel	W	3-0
Sept. 13	at Cleveland State	W	3-1
Sept. 15	vs. Murray State	W	3-1
Sept. 16	at NE Illinois	W	3-0
Sept. 16	vs. Tennessee-Martin	W	3-0
Sept. 17	at Chicago State	W	3-0
Sept. 22	at Niagara	W	3-0
Sept. 22	vs. Loyola (Md.)	W	3-0
Sept. 23	vs. UMKC	W	3-0
Sept. 23	at Canisius	W	3-0
Sept. 27	Pittsburgh	L	0-3
Sept. 28	Saint Francis (Pa.)	W	3-0
Oct. 3	Akron	L	0-3
Oct. 6	Buffalo*	W	3-1
Oct. 7	Troy State*	L	2-3
Oct. 8	Central Connecticut*	W	3-0
Oct. 11	at Saint Francis (Pa.)	W	3-0
Oct. 18	at Robert Morris	W	3-0
Oct. 25	Robert Morris	W	3-0
Oct. 28	at Cleveland State	W	3-0
Nov. 1	at Akron	L	1-3
Nov. 4	vs. Central Connecticut*	W	3-0
Nov. 4	vs. Troy State*	W	3-2

Nov. 5	at Buffalo*	W	3-2
Nov. 11	Cleveland State	W	3-0
Nov. 12	Kent State	W	3-2
Nov. 15	Duquesne	L	2-3
Nov. 17	Eastern Illinois#	L	2-3

\* - Mid-Continent Conference match

# - Mid-Con Tournament (Youngstown, Ohio)

### 1996

12-20 (2-4 Mid-Con) • Coach: Joe Conroy

Aug. 30	at Canisius	L	1-3
Aug. 30	vs. Eastern Michigan	L	0-3
Aug. 31	at Niagara	W	3-1
Aug. 31	vs. St. Bonaventure	L	1-3
Sept. 6	vs. Milwaukee	L	1-3
Sept. 7	at Toledo	L	1-3
Sept. 13	at Western Kentucky	L	0-3
Sept. 14	vs. Tennessee-Martin	L	1-3
Sept. 14	vs. UAB	L	0-3
Sept. 15	at Dayton	L	0-3
Sept. 18	Duquesne	L	0-3
Sept. 21	at Saint Francis (Pa.)	W	3-2
Sept. 25	at Robert Morris	W	3-0
Sept. 28	vs. VCU	W	3-2
Sept. 28	at West Virginia	L	0-3
Oct. 4	vs. Coppin State	W	3-0
Oct. 5	at Wagner	W	3-0
Oct. 5	vs. Fairleigh Dickinson	W	3-0
Oct. 11	vs. Buffalo*	L	2-3
Oct. 12	vs. Central Connecticut*	W	3-1
Oct. 13	at Troy State*	L	1-3
Oct. 15	Akron	L	1-3
Oct. 16	Robert Morris	W	3-0
Oct. 19	Chicago State	W	3-0
Oct. 26	vs. Wright State	L	0-3
Oct. 26	at Cleveland State	L	0-3
Oct. 27	Saint Francis (Pa.)	W	3-2
Nov. 1	vs. Troy State*	L	1-3
Nov. 2	at Central Connecticut*	W	3-2
Nov. 3	vs. Buffalo*	L	1-3
Nov. 6	vs. Pittsburgh	L	0-3
Nov. 13	at Duquesne	L	0-3

\*Mid-Continent Conference match

### 1997

14-20 (2-4 Mid-Con) • Coach: Joe Conroy

Aug. 31	vs. St. Bonaventure	W	3-0
Aug. 31	vs. American	L	1-3
Sept. 5	vs. Navy	W	3-0
Sept. 5	at Cleveland State	L	0-3
Sept. 6	vs. Toledo	L	0-3
Sept. 6	vs. Robert Morris	W	3-0
Sept. 9	at Bowling Green	L	1-3
Sept. 12	vs. Duquesne	L	0-3
Sept. 13	at Akron	L	0-3
Sept. 13	vs. Cleveland State	L	0-3
Sept. 16	Toledo	L	1-3
Sept. 20	vs. VCU	L	2-3
Sept. 20	vs. Manhattan	W	3-1
Sept. 21	vs. Hartford	W	3-1
Sept. 21	vs. VCU	W	3-0
Sept. 27	vs. Hofstra	L	1-3
Sept. 27	at Saint Francis (Pa.)	W	3-0
Sept. 28	vs. Chicago State	W	3-1
Oct. 4	UIC	W	3-0
Oct. 10	vs. Central Connecticut*	W	3-0

Oct. 11	vs. Valparaiso*	L	0-3
Oct. 12	at Buffalo*	L	1-3
Oct. 18	Pittsburgh	L	0-3
Oct. 22	at Robert Morris	W	3-0
Oct. 25	at Canisius	L	1-3
Oct. 25	vs. Niagara	W	3-2
Oct. 26	vs. Saint Francis (Pa.)	L	2-3
Oct. 31	Valparaiso*	L	0-3
Nov. 1	Buffalo*	L	1-3
Nov. 2	Central Connecticut*	W	3-1
Nov. 8	Wright State	L	0-3
Nov. 9	Butler	L	0-3
Nov. 12	Robert Morris	W	3-0
Nov. 15	Cleveland State	L	0-3

\*Mid-Continent Conference match

### 1998

20-12 (9-3 Mid-Con) • Coach: Joe Conroy

Sept. 1	at Pittsburgh	L	0-3
Sept. 1	vs. Saint Francis (Pa.)	W	3-1
Sept. 4	vs. William and Mary	L	1-3
Sept. 5	at Penn State	L	0-3
Sept. 5	vs. UIC	L	1-3
Sept. 11	at UNLV	L	0-3
Sept. 12	vs. New Mexico State	L	0-3
Sept. 12	vs. SW Texas State	L	0-3
Sept. 18	vs. Columbia	W	3-0
Sept. 18	at Buffalo	W	3-2
Sept. 19	vs. Canisius	W	3-1
Sept. 19	at Niagara	W	3-1
Sept. 25	Western Illinois*	W	3-0
Sept. 26	Chicago State*	W	3-0
Sept. 27	at Cleveland State	W	3-2
Oct. 3	at Oakland	W	3-0
Oct. 4	at Eastern Michigan	L	1-3
Oct. 9	at IUPUI*	W	3-2
Oct. 10	at Valparaiso*	L	1-3
Oct. 16	UMKC*	W	3-1
Oct. 17	Oral Roberts*	L	0-3
Oct. 23	Valparaiso*	W	3-0
Oct. 24	IUPUI*	W	3-1
Oct. 25	Green Bay	W	3-1
Oct. 31	at Western Illinois*	W	3-0
Nov. 1	at Chicago State*	W	3-0
Nov. 6	at Oral Roberts*	L	0-3
Nov. 7	at UMKC*	W	3-0
Nov. 11	at Robert Morris	W	3-1
Nov. 14	Oakland	W	3-1
Nov. 20	vs. Valparaiso#	W	3-0
Nov. 21	at Oral Roberts#	L	0-3

\*Mid-Continent Conference

#Mid-Con Tournament (Tulsa, Okla.)



## ALL-TIME RESULTS

### 1999

27-5 (13-1 Mid-Con) • Coach: Joe Conroy

Sept. 4	at Canisius	W	3-0	15-6, 15-3, 15-13
Sept. 4	vs. Navy	W	3-0	15-12, 15-1, 15-4
Sept. 5	at Buffalo	L	2-3	13-15, 15-13, 15-13, 10-15, 11-15
Sept. 5	at Niagara	W	3-0	15-8, 15-12, 15-7
Sept. 11	at Bucknell	W	3-0	15-11, 15-9, 15-8
Sept. 11	vs. Iona	W	3-0	15-13, 15-5, 15-5
Sept. 17	vs. St. Peter's (N.J.)	L	2-3	15-8, 13-15, 11-15, 15-6, 11-15
Sept. 18	vs. Princeton	L	1-3	16-18, 15-10, 11-15, 12-15
Sept. 18	vs. Rider	W	3-0	15-7, 15-11, 15-0
Sept. 24	at UMKC*	W	3-1	11-15, 15-9, 15-9, 15-11
Sept. 25	at Oral Roberts*	L	0-3	13-15, 10-15, 5-15
Sept. 29	at Robert Morris	W	3-0	15-7, 15-4, 15-9
Oct. 2	Oakland*	W	3-0	15-11, 15-5, 18-16
Oct. 3	vs. Drexel	W	3-0	15-1, 15-10, 15-6
Oct. 3	at Saint Francis (Pa.)	W	3-1	11-15, 15-5, 15-9, 15-11
Oct. 8	IUPUI*	W	3-0	16-14, 16-14, 15-7
Oct. 9	Valparaiso*	W	3-0	15-13, 15-9, 15-12
Oct. 15	at Western Illinois*	W	3-0	15-11, 15-9, 15-7
Oct. 16	at Chicago State*	W	3-0	15-7, 15-6, 15-2
Oct. 22	at Valparaiso*	W	3-1	4-15, 15-3, 15-1, 15-12
Oct. 23	at IUPUI*	W	3-2	15-7, 11-15, 8-15, 15-12, 15-8
Oct. 29	Oral Roberts*	W	3-1	12-15, 15-13, 15-2, 15-10
Oct. 30	UMKC*	W	3-0	15-12, 17-15, 15-7
Nov. 2	Cleveland State	W	3-1	12-15, 15-2, 15-8, 15-7
Nov. 5	Chicago State*	W	3-0	15-1, 15-2, 15-8
Nov. 6	Western Illinois*	W	3-0	15-7, 15-3, 15-6
Nov. 10	Duquesne	W	3-1	15-9, 8-15, 15-8, 15-3
Nov. 13	at Oakland*	W	3-0	15-10, 15-3, 15-6
Nov. 14	at Toledo	W	3-1	9-15, 15-2, 15-10, 16-14
Nov. 17	Robert Morris	W	3-0	15-2, 15-10, 15-10
Nov. 19	vs. UMKC#	W	3-1	5-15, 15-8, 15-5, 15-4
Nov. 20	at Oral Roberts#	L	1-3	6-15, 15-9, 4-10, 10-15

\*Mid-Continent Conference | #Mid-Con Tournament (Tulsa, Okla.)

### 2000

14-15 (6-8 Mid-Con) • Coach: Joe Conroy

Sept. 1	vs. Indiana State	L	0-3	7-15, 1-15, 14-16
Sept. 2	vs. SE Louisiana	W	3-2	15-6, 6-15, 15-6, 10-15, 15-7
Sept. 2	at UIC	L	0-3	9-15, 11-15, 9-15
Sept. 8	Bucknell	W	3-0	15-10, 15-11, 17-15
Sept. 9	Drexel	W	3-0	15-1, 15-10, 15-5
Sept. 9	UNC Asheville	W	3-0	15-9, 15-11, 15-9
Sept. 15	vs. Elon	W	3-0	15-13, 15-1, 15-6
Sept. 15	at Penn	L	0-3	7-15, 6-15, 6-15
Sept. 16	vs. Morehead State	L	1-4	9-15, 16-14, 6-15, 12-15
Sept. 16	vs. Colgate	W	3-0	15-13, 15-10, 15-6
Sept. 22	at Western Illinois*	L	2-3	12-15, 13-15, 15-3, 15-10, 12-15
Sept. 23	at Chicago State*	W	3-0	15-8, 15-1, 15-12
Sept. 27	at Cleveland State	L	1-3	9-15, 15-8, 5-15, 11-15
Sept. 30	at Oakland*	W	3-2	12-15, 6-15, 16-14, 15-3, 15-8
Oct. 4	Saint Francis (Pa.)	W	3-0	15-10, 15-11, 15-13
Oct. 6	IUPUI*	L	0-3	5-15, 11-15, 4-15
Oct. 7	Valparaiso*	L	2-3	15-7, 15-6, 9-15, 13-15, 16-18
Oct. 11	at Robert Morris	W	3-1	9-15, 15-9, 15-11, 15-13
Oct. 13	UMKC*	W	3-0	15-7, 15-13, 20-18
Oct. 14	Oral Roberts*	L	1-3	13-15, 15-10, 8-15, 5-15
Oct. 20	at Valparaiso*	L	1-3	13-15, 15-10, 8-15, 5-15
Oct. 21	at IUPUI*	L	0-3	2-15, 10-15, 6-15
Oct. 27	Chicago State*	W	3-0	15-6, 15-6, 15-12
Oct. 28	Western Illinois*	W	3-0	15-11, 15-4, 15-9
Oct. 29	Wright State	L	0-3	6-15, 3-15, 16-18
Nov. 3	at Oral Roberts*	L	0-3	6-15, 5-15, 5-15
Nov. 4	at UMKC*	L	0-3	5-15, 11-15, 4-15



1999 Mid-Continent Conference Champions

Seated (L-R): Amanda Trepac, Julie Cerino, Amber Nagy, Jennette Williams, Vickie Robinson, Tamara Rudy, Melissa Lyczkowski and Cameran Drake. Standing: Assistant Coach Andrea Jackson, Trainer Tim Gallagher, Rebecca Sylak, Aziza Hill, Kristen Meech, Michele Batton, Jen Resinger, Lena Arens, Shannon Bishop, Head Coach Joe Conroy.

Nov. 10	at Duquesne	L	1-3	15-5, 12-15, 13-15, 9-15
Nov. 11	Oakland*	W	3-1	15-10, 15-12, 8-15, 15-4

\*Mid-Continent Conference match

### 2001

10-18 (1-13 Horizon League) • Coach: Joe Conroy


Aug. 31	vs. Northwestern State	W	3-0	30-24, 30-27, 30-27
Aug. 31	vs. Portland State	W	3-1	28-30, 30-28, 30-16, 30-25
Sept. 1	at Duquesne	L	0-3	28-30, 27-30, 27-30
Sept. 1	vs. Saint Francis (Pa.)	W	3-0	30-19, 30-22, 30-14
Sept. 7	vs. Central Connecticut	W	3-0	30-16, 30-20, 30-21
Sept. 8	vs. Binghamton	W	3-0	30-19, 30-22, 30-24
Sept. 8	at Army	W	3-0	30-26, 32-30, 30-20
Sept. 18	at Saint Francis (Pa.)	W	3-0	30-19, 30-18, 30-28
Sept. 21	at Wright State*	L	0-3	23-30, 27-30, 27-30
Sept. 22	at Butler*	L	1-3	30-27, 28-30, 27-30, 20-30
Sept. 29	Cleveland State*	W	3-1	19-30, 31-29, 30-21, 30-22
Oct. 5	Milwaukee*	L	0-3	20-30, 21-30, 26-30
Oct. 6	Green Bay*	L	0-3	29-31, 26-30, 19-30
Oct. 9	at Penn State	L	0-3	23-30, 17-30, 20-30
Oct. 12	at Loyola*	L	1-3	24-30, 30-28, 29-31, 25-30
Oct. 13	at UIC*	L	1-3	19-30, 30-24, 20-30, 23-30
Oct. 16	at Pittsburgh	W	3-2	31-33, 30-28, 32-34, 30-21, 17-15
Oct. 20	Wright State*	L	1-3	27-30, 30-19, 17-30, 25-30
Oct. 21	Butler*	L	0-3	17-30, 20-30, 27-30
Oct. 24	West Virginia	W	3-2	30-27, 30-26, 28-30, 23-30, 15-10
Oct. 27	at Cleveland State*	L	2-3	23-30, 30-28, 26-30, 32-30, 10-15
Oct. 31	Robert Morris	L	2-3	35-37, 30-28, 30-22, 25-30, 15-17
Nov. 2	at Green Bay*	L	0-3	28-30, 22-30, 21-30
Nov. 3	at Milwaukee*	L	1-3	30-27, 15-30, 31-33, 20-30
Nov. 9	UIC*	L	0-3	27-30, 24-30, 28-30
Nov. 10	Loyola*	L	0-3	26-30, 16-30, 20-30
Nov. 11	IPFW	L	1-3	26-30, 30-21, 23-30, 25-30
Nov. 16	vs. Loyola#	L	0-3	18-30, 21-30, 20-30

\*Horizon League | #Horizon League Tournament (Milwaukee, Wis.)

### 2002

8-24 (0-14 Horizon League) • Coach: Joe Conroy

Aug. 30	at Florida Atlantic	L	1-3	30-26, 17-30, 29-31, 26-30
Aug. 31	vs. Minnesota	L	0-3	16-30, 19-30, 19-30
Aug. 31	vs. North Carolina State	W	3-2	21-30, 28-30, 30-25, 30-20, 15-13
Sept. 6	at Toledo	L	2-3	29-31, 23-30, 30-27, 31-29, 11-15
Sept. 7	vs. Jacksonville State	W	3-1	24-30, 30-23, 30-23, 30-16
Sept. 7	vs. Chicago State	W	3-1	30-21, 30-22, 25-30, 30-24



Michele Batton had a huge role as a freshman in 1999 as YSU posted a school-best 27-5 record and a Mid-Con regular-season title.



Rebecca Sylak was a senior on YSU's 2001 team that competed in the Horizon League for the first time.



## ALL-TIME RESULTS

Sept. 13	vs. Winthrop	L	2-3	30-26, 20-30, 30-25, 26-30, 13-15
Sept. 13	vs. Duquesne	W	3-2	30-12, 26-30, 16-30, 30-27, 15-5
Sept. 14	vs. Iowa State	L	1-3	30-28, 17-30, 19-30, 23-30
Sept. 14	at UMKC	L	0-3	28-30, 33-35, 22-30
Sept. 20	at Canisius	W	3-1	20-30, 30-18, 30-16, 30-28
Sept. 21	vs. Stony Brook	W	3-0	30-19, 30-21, 30-24
Sept. 21	at Niagara	W	3-0	30-24, 32-30, 30-23
Sept. 22	at Buffalo	L	1-3	14-30, 28-30, 30-23, 18-30
Sept. 24	at West Virginia	L	2-3	30-20, 22-30, 25-30, 30-24, 13-15
Sept. 27	Cleveland State*	L	2-3	30-20, 22-30, 26-30, 30-24, 13-15
Oct. 1	Saint Francis (Pa.)	W	3-0	30-16, 32-30, 30-24
Oct. 4	at Milwaukee*	L	1-3	31-29, 17-30, 19-30, 19-30
Oct. 5	at Green Bay*	L	0-3	20-30, 16-30, 19-30
Oct. 11	Loyola*	L	0-3	22-30, 12-30, 11-30
Oct. 12	UIC*	L	0-3	26-30, 28-30, 19-30
Oct. 18	at Butler*	L	2-3	30-25, 30-23, 27-30, 24-30, 14-16
Oct. 19	at Wright State*	L	0-3	25-30, 19-30, 15-30
Oct. 25	at Cleveland State*	L	1-3	27-30, 19-30, 30-22, 19-30
Nov. 1	Green Bay*	L	1-3	22-30, 30-28, 20-30, 26-30
Nov. 2	Milwaukee*	L	0-3	16-30, 25-30, 15-30
Nov. 8	at UIC*	L	0-3	24-30, 17-30, 18-30
Nov. 9	at Loyola*	L	0-3	22-30, 28-30, 14-30
Nov. 13	at Robert Morris	L	2-3	31-33, 37-35, 30-28, 26-30, 15-17
Nov. 15	Wright State*	L	0-3	18-30, 21-30, 22-30
Nov. 16	Butler*	L	0-3	20-30, 26-30, 31-33
Nov. 22	vs. Loyola#	L	0-3	14-30, 24-30, 18-30

\*Horizon League | #Horizon League Tournament (Green Bay, Wis.)

### 2003

10-19 (1-13 Horizon League) • Coach: Joe Conroy

Aug. 29	vs. Seton Hall	L	0-3	25-30, 28-30, 23-30
Aug. 29	at Niagara	W	3-1	30-22, 29-31, 30-26, 30-22
Aug. 30	vs. Albany	W	3-0	30-28, 31-29, 30-26
Aug. 30	at Canisius	W	3-1	30-19, 19-30, 30-25, 30-14
Aug. 31	vs. Syracuse	L	0-3	25-30, 22-30, 26-30
Sept. 5	at New Mexico	L	2-3	28-30, 25-30, 30-20, 30-26, 13-15
Sept. 6	vs. Delaware	L	1-3	24-30, 26-30, 30-22, 19-30
Sept. 6	vs. Alcorn State	W	3-0	30-20, 30-19, 30-25
Sept. 12	vs. Canisius	W	3-1	30-18, 30-28, 25-30, 30-25
Sept. 13	at Binghamton	W	3-1	32-34, 30-15, 30-18, 30-26
Sept. 13	vs. Quinnipiac	W	3-0	30-15, 31-29, 30-22
Sept. 26	at Green Bay*	L	0-3	17-30, 21-30, 21-30
Sept. 27	at Milwaukee*	L	1-3	30-27, 27-30, 19-30, 26-30
Oct. 3	UIC*	W	3-2	34-32, 26-30, 26-30, 33-31, 15-11
Oct. 4	Loyola*	L	0-3	23-30, 22-30, 27-30
Oct. 10	at Wright State*	L	2-3	31-29, 21-30, 30-25, 28-30, 15-17
Oct. 11	at Butler*	L	0-3	29-31, 24-30, 27-30
Oct. 17	at Cleveland State*	L	0-3	27-30, 26-30, 11-30
Oct. 18	West Virginia	L	2-3	30-15, 26-30, 26-30, 30-21, 13-15
Oct. 24	Milwaukee*	L	0-3	28-30, 23-30, 28-30
Oct. 25	Green Bay*	L	0-3	26-30, 19-30, 28-30
Oct. 28	at Saint Francis (Pa.)	W	3-0	30-14, 30-16, 30-23
Oct. 31	at Loyola*	L	0-3	23-30, 28-30, 16-30
Nov. 1	at UIC*	L	0-3	22-30, 24-30, 28-30
Nov. 7	Butler*	L	1-3	18-30, 27-30, 33-31, 28-30
Nov. 8	Wright State*	L	1-3	27-30, 21-30, 34-32, 26-30
Nov. 11	Robert Morris	W	3-2	30-26, 25-30, 30-16, 24-30, 15-8
Nov. 14	Cleveland State*	L	1-3	21-30, 17-30, 30-25, 26-30
Nov. 21	vs. Wright State#	L	1-3	26-30, 19-30, 16-30

\*Horizon League | #Horizon League Tournament (Indianapolis, Ind.)

### 2004

10-21 (1-13 Horizon League) • Coach: Joe Conroy

Sept. 3	at Holy Cross	W	3-0	30-21, 30-27, 31-29
Sept. 4	vs. Radford	L	2-3	30-23, 30-20, 22-30, 22-30, 12-15
Sept. 4	vs. Siena	W	3-1	26-30, 30-18, 30-21, 30-25

Sept. 7	Duquesne	L	2-3	28-30, 30-26, 23-30, 30-20, 14-16
Sept. 10	Niagara	W	3-0	30-24, 34-32, 30-24
Sept. 11	UNC Wilmington	W	3-1	30-23, 30-22, 28-30, 30-14
Sept. 11	Chicago State	L	2-3	30-24, 30-22, 13-30, 30-32, 11-15
Sept. 14	at Ohio State	L	0-3	11-30, 25-30, 20-30
Sept. 17	at UM-Eastern Shore	W	3-0	30-24, 30-25, 30-27
Sept. 17	vs. Columbia	W	3-0	30-22, 30-25, 30-21
Sept. 18	vs. Sacred Heart	W	3-0	30-18, 30-20, 30-21
Sept. 18	vs. Wofford	L	2-3	27-30, 26-30, 34-32, 30-27, 12-15
Sept. 24	at UIC*	L	1-3	24-30, 30-23, 30-32, 19-30
Sept. 25	at Loyola*	L	0-3	24-30, 28-30, 20-30
Oct. 1	Wright State*	L	0-3	23-30, 22-30, 22-30
Oct. 2	Butler*	L	2-3	30-27, 30-21, 24-30, 14-30, 11-15
Oct. 5	Saint Francis (Pa.)	W	3-0	30-26, 30-26, 30-28
Oct. 8	Cleveland State*	L	0-3	27-30, 24-30, 25-30
Oct. 15	Green Bay*	L	1-3	30-20, 20-30, 32-34, 26-30
Oct. 16	Milwaukee*	L	0-3	19-30, 27-30, 14-30
Oct. 22	Loyola*	W	3-1	30-22, 21-30, 30-28, 30-22
Oct. 23	UIC*	L	2-3	19-30, 31-29, 29-31, 30-28, 12-15
Oct. 26	at Robert Morris	L	0-3	19-30, 18-30, 28-30
Oct. 29	at Butler*	L	1-3	24-30, 30-24, 14-30, 20-30
Oct. 30	at Wright State*	L	2-3	25-30, 30-27, 20-30, 33-31, 6-15
Nov. 3	at West Virginia	L	0-3	25-30, 29-31, 24-30
Nov. 5	at Cleveland State*	L	1-3	18-30, 30-25, 24-30, 18-30
Nov. 12	at Milwaukee*	L	0-3	16-30, 22-30, 22-30
Nov. 13	at Green Bay*	L	1-3	21-30, 30-25, 23-30, 28-30
Nov. 18	UIC#	W	3-0	30-20, 30-24, 33-31
Nov. 19	Cleveland State#	L	0-3	21-30, 23-30, 28-30


\*Horizon League | #Horizon League Tournament (Youngstown, Ohio)

### 2005

7-22 (0-14 Horizon League) • Coach: Joe Bonner

Aug. 27	at Akron	L	0-3	25-30, 27-30, 23-30
Aug. 28	vs. Robert Morris	W	3-2	30-26, 27-30, 28-30, 30-18, 15-9
Aug. 28	vs. Canisius	W	3-2	37-39, 28-30, 30-17, 30-15, 15-9
Sept. 2	vs. South Alabama	L	0-3	24-30, 27-30, 25-30
Sept. 2	at Murray State	W	3-0	30-21, 30-28, 30-27
Sept. 3	vs. South Alabama	W	3-1	30-21, 27-30, 30-27, 30-16
Sept. 3	at Murray State	L	0-3	24-30, 17-30, 22-30
Sept. 16	vs. Fairleigh Dickinson	W	3-2	29-31, 20-30, 30-26, 30-20, 15-12
Sept. 16	vs. Chicago State	W	3-1	30-26, 30-23, 19-30, 30-28
Sept. 17	vs. Saint Francis (Pa.)	W	3-0	30-19, 30-13, 30-18
Sept. 17	at Toledo	L	0-3	21-30, 19-30, 28-30
Sept. 23	at Wright State*	L	1-3	28-30, 20-30, 30-28, 22-30
Sept. 24	at Butler*	L	2-3	31-29, 29-31, 30-26, 24-30, 7-15
Sept. 30	at Cleveland State*	L	0-3	20-30, 22-30, 19-30
Oct. 1	at Duquesne	L	0-3	24-30, 28-30, 24-30
Oct. 7	at Green Bay*	L	0-3	27-30, 19-30, 29-31
Oct. 8	at Milwaukee*	L	2-3	25-30, 30-24, 22-30, 30-28, 11-15
Oct. 14	UIC*	L	2-3	30-28, 30-24, 22-30, 22-30, 14-16
Oct. 15	Loyola*	L	0-3	24-30, 17-30, 27-30
Oct. 18	West Virginia	L	1-3	30-22, 26-30, 28-30, 26-30
Oct. 21	Butler*	L	0-3	26-30, 16-30, 26-30
Oct. 22	Wright State*	L	0-3	24-30, 26-30, 18-30
Oct. 28	Cleveland State*	L	0-3	25-30, 23-30, 26-30
Nov. 4	Milwaukee*	L	0-3	16-30, 17-30, 24-30
Nov. 5	Green Bay*	L	2-3	33-31, 27-30, 30-22, 25-30, 10-15
Nov. 8	at Saint Francis (Pa.)	L	1-3	21-30, 24-30, 30-21, 28-30
Nov. 11	at Loyola*	L	0-3	24-30, 28-30, 17-30
Nov. 12	at UIC*	L	2-3	19-30, 35-33, 32-30, 24-30, 12-15
Nov. 17	vs. Green Bay#	L	1-3	30-28, 32-34, 23-30, 25-30


\*Horizon League | #Horizon League Tournament (Chicago, Ill.)



Angie Pasquinelli was a Horizon League All-Newcomer Team selection in 2002. She recorded a school-record 86 assists versus Canisius in 2005.



Abby Ettenhofer earned Second-Team Academic All-America honors in 2005.



Amanda Cindric was YSU's digs leader in 2004 and 2005.





## ALL-TIME RESULTS

### 2006

10-22 (1-13 Horizon League) • Coach: Joe Bonner

Aug. 25	at Dayton	L	0-3	17-30, 10-30, 18-30
Aug. 26	vs. IUPUI	L	1-3	16-30, 30-26, 10-30, 25-30
Aug. 26	vs. Southern Illinois	W	3-0	31-29, 30-26, 30-22
Sept. 1	at Canisius	W	3-2	26-30, 30-27, 30-27, 26-30, 15-12
Sept. 2	at Buffalo	L	0-3	20-30, 23-30, 28-30
Sept. 2	vs. Fordham	L	0-3	26-30, 21-30, 22-30
Sept. 5	at Akron	L	0-3	16-30, 20-30, 25-30
Sept. 8	vs. LaSalle	W	3-0	30-25, 30-15, 30-22
Sept. 8	vs. Providence	W	3-0	30-24, 30-23, 30-21
Sept. 9	vs. Navy	W	3-0	30-23, 30-28, 30-27
Sept. 9	vs. Saint Francis (Pa.)	W	3-1	30-18, 30-18, 28-30, 30-25
Sept. 13	Ohio State	L	0-3	18-30, 15-30, 25-30
Sept. 15	Bowling Green	L	0-3	18-30, 28-30, 29-31
Sept. 15	Morehead State	L	1-3	30-25, 26-30, 16-30, 19-30
Sept. 16	Saint Francis (Pa.)	W	3-1	30-23, 26-30, 31-29, 30-28
Sept. 16	Duquesne	W	3-1	30-22, 30-27, 30-27
Sept. 22	at Milwaukee*	L	1-3	30-27, 11-30, 13-30, 25-30
Sept. 23	at Green Bay*	L	1-3	25-30, 30-25, 19-30, 22-30
Sept. 29	UIC*	L	2-3	26-30, 30-19, 30-25, 28-30, 13-15
Sept. 30	Loyola*	L	0-3	24-30, 27-30, 18-30
Oct. 6	at Wright State*	L	1-3	29-31, 20-30, 30-26, 20-30
Oct. 7	at Butler*	L	0-3	16-30, 25-30, 29-31
Oct. 13	Cleveland State*	L	0-3	29-31, 26-30, 27-30
Oct. 15	at West Virginia	W	3-0	30-20, 30-16, 30-24
Oct. 20	Green Bay*	L	0-3	28-30, 24-30, 24-30
Oct. 21	Milwaukee*	L	0-3	24-30, 21-30, 21-30
Oct. 27	at Loyola*	L	1-3	30-25, 21-30, 14-30, 20-30
Oct. 28	at UIC*	L	0-3	18-30, 27-30, 23-30
Nov. 3	Butler*	L	1-3	28-30, 26-30, 30-27, 25-30
Nov. 4	Wright State*	W	3-2	30-27, 30-28, 20-30, 26-30, 15-11
Nov. 10	at Cleveland State*	L	0-3	18-30, 14-30, 20-30
Nov. 17	vs. Milwaukee#	L	0-3	26-30, 25-30, 19-30

\*Horizon League | #Horizon League Tournament (Dayton, Ohio)

### 2007

12-18 (5-11 Horizon League) • Coach: Joe Bonner

Aug. 24	vs. LaSalle	W	3-2	30-19, 30-28, 32-34, 16-30, 15-13
Aug. 24	vs. Lehigh	W	3-0	30-24, 30-25, 30-23
Aug. 25	vs. Rider	W	3-0	31-29, 30-17, 30-28
Aug. 25	at Temple	W	3-2	30-27, 31-29, 19-30, 18-30, 15-8
Aug. 31	vs. UNC Greensboro	W	3-1	30-22, 30-23, 25-30, 30-16
Sept. 1	vs. North Dakota State L	0-3	19-30, 27-30, 14-30	
Sept. 1	at Robert Morris	L	1-3	25-30, 30-27, 29-31, 25-30
Sept. 4	at No. 20 Ohio State	L	0-3	19-30, 21-30, 25-30
Sept. 7	at Kent State	L	0-3	26-30, 19-30, 24-30
Sept. 8	vs. Binghamton	L	0-3	14-30, 21-30, 28-30
Sept. 8	vs. Canisius	W	3-1	30-16, 19-30, 30-19, 30-21
Sept. 14	at Butler*	L	2-3	36-34, 29-31, 30-26, 25-30, 10-15
Sept. 15	at Wright State*	L	2-3	26-30, 30-28, 22-30, 30-17, 9-15
Sept. 21	Cleveland State*	L	1-3	30-22, 17-30, 25-30, 28-30
Sept. 28	Milwaukee*	L	1-3	25-30, 25-30, 31-29, 19-30
Sept. 29	Green Bay*	L	2-3	30-27, 28-30, 26-30, 30-28, 10-15
Oct. 3	at Valparaiso*	W	3-2	30-22, 19-30, 30-11, 27-30, 15-22
Oct. 5	Loyola*	W	3-2	18-30, 30-26, 17-30, 30-12, 17-15
Oct. 6	UIC*	W	3-1	30-20, 28-30, 30-28, 30-28
Oct. 12	Wright State*	W	3-1	29-31, 35-33, 30-21, 34-32
Oct. 13	Butler*	L	2-3	33-31, 24-30, 20-30, 32-30, 16-18
Oct. 19	at Green Bay*	L	0-3	21-30, 20-30, 16-30
Oct. 20	at Milwaukee*	L	1-3	26-30, 30-22, 18-30, 26-30
Oct. 23	West Virginia	W	3-2	31-29, 24-30, 31-29, 20-30, 15-12
Oct. 26	at UIC*	L	2-3	20-30, 30-26, 30-20, 19-30, 12-15
Oct. 27	at Loyola*	L	1-3	25-30, 26-30, 30-26, 22-30
Nov. 2	Valparaiso*	W	3-2	30-26, 23-30, 33-31, 18-30, 16-14
Nov. 3	No. 17 Dayton	L	0-3	18-30, 20-30, 28-30



Jessica Fraley was named YSU's Female Athlete of the Year and all-league in 2007.

Nov. 10	at Cleveland State*	L	1-3	21-30, 30-26, 29-31, 24-30
Nov. 16	vs. Cleveland State#	L	0-3	17-30, 31-33, 24-30

\*Horizon League | #Horizon League Tournament (Milwaukee, Wis.)

### 2008

11-17 (4-12 Horizon League) • Coach: Joe Bonner

Aug. 29	vs. Xavier	L	1-3	25-14, 16-25, 11-25, 16-25
Aug. 29	vs. Toledo	W	3-2	25-14, 26-24, 23-25, 22-25, 15-12
Aug. 30	at Ohio State	L	0-3	17-25, 21-25, 15-25
Sept. 5	vs. Norfolk State	W	3-0	25-15, 25-10, 25-22
Sept. 6	vs. Howard	W	3-0	25-18, 25-22, 25-19
Sept. 6	at Charlotte	W	3-1	25-17, 21-25, 25-22, 25-20
Sept. 12	vs. Elon	L	0-3	24-26, 19-25, 17-25
Sept. 12	at Robert Morris	W	3-0	25-20, 25-19, 25-20
Sept. 13	vs. Saint Peter's	W	3-0	25-16, 25-15, 25-10
Sept. 14	at West Virginia	W	3-1	25-18, 25-15, 23-25, 26-24
Sept. 19	UIC*	L	1-3	15-25, 25-22, 23-25, 20-25
Sept. 20	Loyola*	W	3-0	25-18, 25-21, 25-20
Sept. 27	at Wright State*	L	2-3	21-25, 25-23, 22-25, 25-19, 11-15
Oct. 3	at Butler*	L	2-3	20-25, 26-24, 26-24, 16-25, 8-15
Oct. 4	at Valparaiso*	L	0-3	23-25, 21-25, 20-25
Oct. 7	at Cleveland State*	L	0-3	19-25, 21-25, 20-25
Oct. 11	Milwaukee*	L	0-3	14-25, 21-25, 29-31
Oct. 12	Green Bay*	W	3-1	25-20, 25-19, 18-25, 25-21
Oct. 14	at Pittsburgh	L	1-3	21-25, 19-25, 25-22, 23-25
Oct. 17	at Loyola*	W	3-2	25-14, 25-18, 15-25, 17-25, 15-7
Oct. 18	at UIC*	L	0-3	16-25, 18-25, 21-25
Oct. 24	Wright State*	L	0-3	16-25, 17-25, 12-25
Oct. 31	Valparaiso*	L	0-3	18-25, 20-25, 17-25
Nov. 1	Butler*	L	2-3	22-25, 24-26, 25-17, 25-22, 9-15
Nov. 7	at Green Bay*	W	3-0	25-20, 25-22, 25-18
Nov. 8	at Milwaukee*	L	1-3	25-22, 18-25, 19-25, 24-26
Nov. 14	Cleveland State*	L	1-3	25-22, 20-25, 14-25, 22-25
Nov. 20	vs. UIC#	L	2-3	20-25, 25-22, 21-25, 25-19, 10-15

\*Horizon League | #Horizon League Tournament (Cleveland, Ohio)



Ebony Barbosa posted 3,433 attempts, second-most in school history, from 2005-08.



Karla Everhart had 3,339 assists in her career from 2005-08, which ranks her fourth in school history.

### 2009

7-21 (5-11 Horizon League) • Coach: Joe Bonner

Aug. 28	vs. Villanova %	L	1-3	25-18, 16-25, 17-25, 20-25
Aug. 29	at Maryland %	L	2-3	25-21, 25-23, 15-25, 17-25, 14-16
Aug. 29	vs. Stony Brook %	W	3-0	25-15, 25-17, 25-17
Sept. 4	at Cincinnati #	L	0-3	22-25, 12-25, 12-25





## ALL-TIME RESULTS

Sept. 5	vs. Coll. of Charleston #	W	3-0	25-20, 25-20, 25-16
Sept. 5	vs. Evansville #	L	2-3	25-19, 29-31, 25-15, 26-28, 9-15
Sept. 11	at Buffalo	L	0-3	10-25, 18-25, 20-25
Sept. 12	at Buffalo	L	0-3	25-27, 25-27, 19-25
Sept. 17	Butler*	L	0-3	16-25, 17-25, 20-25
Sept. 18	Valparaiso*	L	0-3	21-25, 19-25, 15-25
Sept. 20	vs. UMES &	L	2-3	25-20, 26-28, 25-23, 21-25, 18-20
Sept. 20	at Pittsburgh &	L	2-3	18-25, 27-25, 25-20, 21-25, 8-15
Sept. 25	Loyola*	W	3-1	22-25, 25-18, 25-18, 25-22
Sept. 26	UIC*	W	3-2	19-25, 25-16, 19-25, 25-21, 15-11
Oct. 2	at Milwaukee*	W	3-0	25-17, 25-18, 25-16
Oct. 3	at Green Bay*	L	1-3	25-27, 14-25, 25-18, 18-25
Oct. 6	Wright State*	W	3-1	25-19, 23-25, 25-21, 26-24
Oct. 7	Cleveland State*	L	0-3	19-25, 22-25, 20-25
Oct. 16	at Valparaiso*	L	1-3	22-25, 26-28, 25-19, 19-25
Oct. 17	at Butler*	L	0-3	23-25, 19-25, 13-25
Oct. 23	at Loyola*	W	3-0	25-17, 25-20, 25-20
Oct. 24	at UIC*	L	2-3	21-25, 19-25, 25-19, 25-19, 8-15
Oct. 30	Green Bay*	L	1-3	25-23, 22-25, 22-25, 14-25
Oct. 31	Milwaukee*	L	1-3	10-25, 25-18, 16-25, 23-25
Nov. 3	Akron	L	0-3	27-29, 23-25, 20-25
Nov. 8	West Virginia	L	1-3	13-25, 25-12, 19-25, 13-25
Nov. 13	at Cleveland State*	L	0-3	19-25, 18-25, 13-25
Nov. 14	at Wright State*	L	1-3	25-19, 23-25, 20-25, 22-25

% - Maryland Tournament | # - Bearcat Invitational | \* Horizon League | & Pitt Blue & Gold Tournament

Sept. 2	vs. Buffalo #	L	1-3	26-28, 27-25, 19-25, 18-25
Sept. 3	at Indiana #	L	0-3	17-25, 25-27, 17-25
Sept. 3	vs. SEMO #	L	2-3	20-25, 25-21, 25-22, 25-27, 14-16
Sept. 6	Eastern Michigan	L	1-3	20-25, 16-25, 25-18, 20-25
Sept. 9	at UMBC \$	L	1-3	23-25, 25-23, 22-25, 17-25
Sept. 10	vs. Fairleigh Dickinson \$	W	3-0	25-22, 25-21, 26-24
Sept. 10	vs. Norfolk State \$	L	2-3	28-26, 25-20, 17-25, 20-25, 15-17
Sept. 16	at Wright State *	L	0-3	20-25, 18-25, 23-25
Sept. 17	at Butler *	L	0-3	19-25, 23-25, 21-25
Sept. 20	Robert Morris	L	1-3	14-25, 25-20, 15-25, 18-25
Sept. 23	Cleveland State *	L	0-3	22-25, 11-25, 20-25
Oct. 1	Milwaukee *	L	0-3	15-25, 12-25, 21-25
Oct. 4	at Loyola *	W	3-1	25-21, 18-25, 25-22, 25-11
Oct. 5	at Green Bay *	L	0-3	18-25, 22-25, 15-25
Oct. 8	at UIC *	L	0-3	22-25, 14-25, 22-25
Oct. 9	at Valparaiso *	L	0-3	15-25, 19-25, 18-25
Oct. 14	Butler *	L	1-3	25-21, 29-31, 22-25, 15-25
Oct. 15	Wright State *	L	1-3	25-18, 15-25, 23-25, 19-25
Oct. 21	at Cleveland State *	L	0-3	21-25, 14-25, 11-25
Oct. 28	at Milwaukee *	L	0-3	16-25, 10-25, 16-25
Oct. 29	at Chicago State	W	3-1	18-25, 25-21, 25-23, 26-24
Nov. 4	Valparaiso *	L	0-3	16-25, 23-25, 19-25
Nov. 5	UIC *	W	3-2	25-21, 25-21, 20-25, 20-25, 16-14
Nov. 11	Green Bay *	L	1-3	26-28, 23-25, 25-20, 18-25
Nov. 12	Loyola *	W	3-1	25-16, 25-22, 19-25, 25-18

% - Big Orange Tournament | # - IU adidas Classic | \$ Maddie Bingaman Memorial Tournament | \* - Horizon League



Missy Hundelt led the Penguins in kills as a freshman in 2010.

### 2010

#### 2-27 (0-16 Horizon League) • Coach: Krista Burrows

Aug. 28	vs. Buffalo \$	L	0-3	24-26, 20-25, 16-25
Aug. 28	vs. Akron \$	L	0-3	18-25, 26-28, 19-25
Aug. 29	at West Virginia \$	L	0-3	15-25, 10-25, 18-25
Aug. 31	at Saint Francis (Pa.)	L	1-3	24-26, 25-22, 22-25, 23-25
Sept. 3	Howard %	W	3-1	25-19, 25-15, 13-25, 28-26
Sept. 4	Niagara %	L	1-3	14-25, 25-23, 21-25, 24-26
Sept. 4	Central Michigan %	L	0-3	13-25, 14-25, 17-25
Sept. 10	at #22 Michigan #	L	0-3	14-25, 10-25, 19-25
Sept. 11	vs. Miami (Ohio) #	L	0-3	21-25, 16-25, 15-25
Sept. 11	vs. Chicago State #	W	3-0	25-21, 25-18, 25-20
Sept. 14	Kent State	L	1-3	25-18, 16-25, 23-25, 19-25
Sept. 17	at UIC *	L	0-3	19-25, 19-25, 14-25
Sept. 18	at Northern Illinois	L	0-3	21-25, 15-25, 18-25
Sept. 21	at Eastern Michigan	L	0-3	14-25, 19-25, 10-25
Sept. 24	Green Bay *	L	0-3	21-25, 19-25, 21-25
Sept. 25	Milwaukee *	L	0-3	12-25, 16-25, 10-25
Oct. 1	at Cleveland State *	L	0-3	15-25, 20-25, 22-25
Oct. 5	Wright State *	L	1-3	23-25, 18-25, 27-25, 25-27
Oct. 6	Butler *	L	0-3	16-25, 16-25, 15-25
Oct. 9	at Loyola *	L	0-3	25-27, 20-25, 18-25
Oct. 10	at Valparaiso *	L	0-3	21-25, 21-25, 21-25
Oct. 16	UIC *	L	1-3	23-25, 25-20, 24-26, 17-25
Oct. 22	at Milwaukee *	L	0-3	25-27, 14-25, 11-25
Oct. 23	at Green Bay *	L	1-3	25-20, 19-25, 16-25, 17-25
Oct. 29	Cleveland State *	L	0-3	15-25, 13-25, 18-25
Nov. 5	Valparaiso *	L	1-3	25-21, 17-25, 10-25, 17-25
Nov. 6	Loyola *	L	2-3	22-25, 9-25, 25-22, 25-15, 8-15
Nov. 12	at Butler *	L	0-3	19-25, 17-25, 14-25
Nov. 13	at Wright State *	L	0-3	21-25, 18-25, 16-25

\$ - WVU Classic | % - YSU Invitational | # Michigan/adidas Invitational | \* - Horizon League

### 2011

#### 5-24 (3-13 Horizon League) • Coach: Krista Burrows

Aug. 26	vs. Siena %	L	2-3	25-20, 25-23, 23-25, 22-25, 12-15
Aug. 27	at Syracuse %	L	2-3	25-23, 25-23, 15-25, 21-25, 8-15
Aug. 27	vs. Sacred Heart %	L	0-3	20-25, 20-25, 21-25
Aug. 30	at Kent State	L	2-3	25-18, 23-25, 16-25, 25-18, 9-15

### 2012

#### 15-14 (5-9 Horizon League) • Coach: Mark Hardaway

Aug. 24	vs. Eastern Kentucky %	L	2-3	25-19, 25-20, 24-26, 15-25, 14-16
Aug. 25	at Michigan State %	L	1-3	25-22, 16-25, 19-25, 22-25
Aug. 25	vs. McNeese State %	W	3-2	25-17, 25-22, 20-25, 29-31, 15-13
Aug. 31	at Coppin State #	W	3-1	25-23, 18-25, 25-20, 25-12
Aug. 31	vs. Bryant #	W	3-0	25-17, 25-16, 25-19
Sept. 1	vs. North Carolina A&T #	W	3-0	25-10, 25-14, 25-15
Sept. 1	vs. Chicago State #	W	3-0	25-14, 25-14, 25-17
Sept. 4	ROBERT MORRIS	W	3-0	25-12, 25-17, 25-16
Sept. 7	vs. Binghamton \$	W	3-2	27-25, 21-25, 20-25, 25-18, 15-13
Sept. 7	vs. SIU-Edwardsville \$	W	3-1	15-25, 27-25, 25-15, 27-25
Sept. 8	at Akron \$	L	1-3	26-28, 25-20, 28-30, 17-25
Sept. 14	vs. Morehead State &	L	0-3	25-27, 9-25, 19-25
Sept. 15	at UNC Greensboro &W	3-1	25-18, 25-16, 17-25, 25-17	
Sept. 15	vs. UNC Wilmington	W	3-1	25-22, 25-17, 20-25, 25-17
Sept. 21	at Milwaukee *	L	1-3	25-23, 17-25, 15-25, 21-25
Sept. 22	at Green Bay *	L	2-3	22-25, 25-17, 22-25, 25-23, 12-15
Sept. 28	UIC *	W	3-2	25-23, 23-25, 23-25, 25-21, 15-12
Sept. 29	LOYOLA *	L	1-3	16-25, 23-25, 25-16, 19-25
Oct. 5	at Wright State *	W	3-0	26-24, 25-19, 25-22
Oct. 6	at Valparaiso *	L	1-3	25-22, 31-33, 17-25, 14-25
Oct. 12	CLEVELAND STATE *L	0-3	13-25, 14-25, 14-25	
Oct. 19	GREEN BAY *	L	2-3	22-25, 22-25, 25-23, 25-16, 19-21
Oct. 20	MILWAUKEE *	W	3-1	25-22, 20-25, 25-21, 25-23
Oct. 26	at Loyola *	W	3-2	25-18, 20-25, 25-18, 24-26, 15-12
Oct. 27	at UIC *	L	0-3	16-25, 25-27, 15-25
Nov. 2	VALPARAISO *	L	1-3	22-25, 23-25, 25-23, 24-26
Nov. 3	WRIGHT STATE *	W	3-0	25-23, 25-11, 26-24
Nov. 8	at Cleveland State *	L	0-3	12-25, 18-25, 16-25
Nov. 16	vs. Valparaiso ^	L	0-3	19-25, 20-25, 20-25

% - Michigan State Spartan Showcase | # - Coppin State Invitational | \$ Zips Invitational | & - UNC Greensboro Spartan Spiketacular | \* - Horizon League | ^ - Horizon League Tournament (Cleveland, Ohio)




Erika West led the Penguins in digs in each of her first two seasons – 2011 and 2012.



## RECORD BY OPPONENT

Akron	7-43	Gannon	2-9	New Mexico	0-1
Alaska-Anchorage	0-2	Geneva	2-1	New Mexico State	0-1
Alaska-Fairbanks	0-2	Green Bay	5-25	Niagara	12-3
Albany	1-0	Grove City	1-3	Norfolk State	1-1
Alcorn State	1-0	Hartford	1-0	North Carolina A&T	1-0
Alderson Broaddus	1-0	Heidelberg	1-0	North Carolina State	1-0
Allegheny	3-0	Hiram	5-1	North Dakota State	0-1
American	0-1	Hofstra	0-1	Northeastern Illinois	1-0
Army	1-1	Holy Cross	1-0	Northern Illinois	0-5
Ashland	4-12	Howard	2-0	Northwestern State	1-0
Austin Peay	2-4	IPFW	0-1	Oakland	6-0
Baldwin-Wallace	8-3	IUPUI	6-4	Oberlin	2-3
Bellarmine	0-1	Indiana	0-1	Ohio	0-14
Bentley	1-0	Indiana (Pa.)	5-2	Ohio Northern	0-1
Bethany	1-0	Indiana State	0-1	Ohio State	0-4
Binghamton	3-1	Iona	1-0	Oral Roberts	1-7
Bluffton	1-0	Iowa State	0-1	Penn	0-4
Bowling Green	0-5	Jacksonville State	1-0	Penn State	0-2
Bryant	1-0	James Madison	0-1	Penn State-Behrend	1-1
Bucknell	5-0	Jamestown	1-0	Pittsburgh	1-13
Buffalo	9-18-1	John Carroll	4-1	Pittsburgh-Johnstown	0-1
Butler	0-23	Juniata	1-0	Portland State	1-0
C. W. Post	0-2	Kent State	3-17	Princeton	0-2
California (Pa.)	1-0	Kent State-Ashtabula	1-0	Providence	1-0
Canisius	14-2	Kent State-Salem	1-0	Quinnipiac	1-0
Capital	3-0	Lake Erie	2-0	Radford	0-1
Case Western Reserve	1-0	La Salle	3-1	Rhode Island	0-1
Cedarville	0-1	Lehigh	1-0	Rider	2-0
Central Connecticut State	8-2	Le Moyne	2-0	Robert Morris	31-6
Central Michigan	0-1	Loyola	9-18	Sacred Heart	1-1
Charleston	0-1	Loyola (Md.)	1-0	Saint Bonaventure	3-3
Charlotte	1-0	Malone	2-0	Saint Francis (Pa.)	28-3
Chatham	3-0	Manhattan	1-0	Saint John's	1-0
Chicago State	15-1	Mansfield	1-3	Saint Peter's (N.J.)	2-1
Cincinnati	0-1	Marietta	1-0	SEMO	0-1
Clarion	8-4	Marquette	0-1	Seton Hall	2-1
Cleveland State	13-51	Marshall	2-1	Shippensburg	3-0
Colgate	1-0	Maryland	0-1	Siena	1-1
Columbia	2-0	McNeese State	1-0	SIU-Edwardsville	1-0
College of Charleston	1-0	Meadville C. C.	1-0	Slippery Rock	5-9-2
Coppin State	2-0	Mercer	0-1	South Alabama	1-1
Dayton	0-6	Mercyhurst	7-4	Southeast Louisiana	1-0
Defiance	0-1	Messiah	1-0	Southern Connecticut State	1-0
Delaware	0-1	Miami (Ohio)	0-2	Southern Illinois	1-0
Drexel	3-1	Michigan	0-1	Stony Brook	2-0
Duquesne	13-18-1	Michigan State	0-1	Syracuse	0-3
Eastern Illinois	1-5	Middle Tennessee State	3-3	Temple	1-1
Eastern Kentucky	0-10	Milwaukee	6-24	Tennessee-Martin	1-1
Eastern Michigan	0-4	Minnesota	0-1	Tennessee State	1-0
Edinboro	3-7	Morehead State	1-12	Tennessee Tech	0-6
Elon	1-1	Mount St. Joseph	0-3	Texas State	0-1
Evansville	0-1	Mount Union	5-1	Thiel	1-1
Fairleigh Dickinson	3-0	Murray State	4-4	Toledo	3-16
Florida Atlantic	0-1	Muskingum	3-1	Troy State	3-4
Fordham	0-1	Navy	3-1	UAB	0-1



*Melanie Ponders led the Penguins to their first victory in the Horizon League Tournament over UIC as a senior in 2004.*

UIC	7-26
UMBC	0-1
UMES	1-1
UMKC	7-2
UNC Asheville	1-0
UNC Greensboro	2-0
UNC Wilmington	2-0
UNLV	0-1
Valparaiso	6-21
VCU	2-1
Villa Marie	1-0
Villanova	0-2
Virginia	0-1
Virginia Tech	0-1
Wagner	1-0
Walsh	3-2
Waynesburg	0-1
West Liberty State	1-0
West Virginia	5-14
Western Illinois	5-5
Western Kentucky	0-1
Westminster	4-0
William and Mary	0-1
Windsor	0-1
Winthrop	0-1
Wofford	0-1
Wooster	2-3
Wright State	6-31
Xavier	0-8

\* Note - opponents and dates are unknown for the 1975 and 1976 seasons.



## CONFERENCE HISTORY



### TOURNAMENT RESULTS

Date	Matchup	Result	Host
Nov. 16, 2001	#8 vs. #1 Loyola	L, 0-3	Milwaukee
Nov. 22, 2002	#8 vs. #1 Loyola	L, 0-3	Green Bay
Nov. 21, 2003	#8 vs. #5 Wright State	L, 0-3	Butler
Nov. 18, 2004	#8 vs. #5 UIC	W, 3-0	Youngstown State
Nov. 19, 2004	#8 vs. #4 Cleveland State	L, 0-3	Youngstown State
Nov. 17, 2005	#8 vs. #5 Green Bay	L, 1-3	UIC
Nov. 17, 2006	#8 vs. #1 Milwaukee	L, 0-3	Wright State
Nov. 16, 2007	#7 vs. #2 Cleveland State	L, 0-3	Milwaukee
Nov. 20, 2008	#9 vs. #8 UIC	L, 2-3	Cleveland State
Nov. 16, 2013	#6 vs. #3 Valparaiso	L, 0-3	Cleveland State

As #6 seed: 0-1  
 As #7 seed: 0-1  
 As #8 seed: 1-6  
 As #9 seed: 0-1

### TOURNAMENT INDIVIDUAL MATCH RECORDS

Kills – 17, Katie Shea vs. Green Bay, 11/17/05  
 Attempts – 48, Kaitlin O'Hara vs. UIC, 11/20/08  
 Hitting Percentage – .500, Abby Ettenhofer vs. UIC, 11/18/04  
 Assists – 49, Angie Pasquinnelli vs. Green Bay, 11/17/05  
 Aces – 3 (2x), mr Laurie Shives vs. UIC, 11/20/08  
 Digs – 22 (2x), mr Karla Everhart vs. UIC, 11/20/08  
 Block Solos – 2 (2x), mr Haley Kapferer vs. UIC, 11/20/08  
 Block Assists – 6, Katie Shea vs. UIC, 11/18/04  
 Total Blocks – 7, Haley Kapferer vs. UIC, 11/20/08

### TOURNAMENT TEAM MATCH RECORDS

Kills – 61 vs. UIC, 11/20/08  
 Attack Errors – 32 vs. Green Bay, 11/17/05  
 Attempts – 197 vs. Green Bay, 11/17/05  
 Hitting Pct. – .204 vs. UIC, 11/18/04  
 Assists – 53 vs. Green Bay, 11/17/05  
 Aces – 7 vs. Green Bay, 11/17/05  
 Serving Errors – 10 vs. Green Bay, 11/17/05  
 Receiving Errors – 10 vs. Loyola, 2001  
 Digs – 86 vs. UIC, 11/20/08  
 Block Solos – 3 vs. Cleveland State, 11/16/07  
 Block Assists – 18 vs. UIC, 11/20/08  
 Block Errors – 5 vs. UIC, 11/20/08  
 Total Blocks – 11.0 vs. UIC, 11/20/08

### TOURNAMENT RESULTS

Date	Matchup	Result	Host
Nov. 18, 1994	Play-in game vs. Troy	W, 3-1	Eastern Illinois
Nov. 18, 1994	#2E vs. #1W Eastern Illinois	W, 3-2	Eastern Illinois
Nov. 19, 1994	#2E vs. #2W Valparaiso	L, 0-3	Eastern Illinois
Nov. 17, 1995	#1E vs. #2W Eastern Illinois	L, 2-3	Youngstown State
Nov. 20, 1998	#2 vs. #3 Valparaiso	W, 3-0	Oral Roberts
Nov. 21, 1998	#2 vs. #1 Oral Roberts	L, 0-3	Oral Roberts
Nov. 19, 1999	#2 vs. #3 UMKC	W, 3-1	Oral Roberts
Nov. 20, 1999	#2 vs. #1 Oral Roberts	L, 1-3	Oral Roberts

Play-in game: 1-0  
 As #2 seed: 3-3  
 As #1 seed: 0-1

### PLAYERS OF THE WEEK

#### HORIZON LEAGUE

##### Defensive

Aug. 29, 2005 – Amanda Cindric  
 Oct. 15, 2007 – Laurie Shives  
 Sept. 8, 2008 – Ruth Boscaljon  
 Oct. 5, 2009 – Laurie Shives  
 Sept. 4, 2012 – Jenna Cavanaugh  
 Nov. 5, 2012 – Alexis Egler

##### Offensive

Sept. 11, 2006 – Ebony Barbosa  
 Sept. 15, 2008 – Karla Everhart  
 Sept. 28, 2009 – Ruth Boscaljon  
 Sept. 17, 2012 – Missy Hundelt  
 Oct. 22, 2012 – Missy Hundelt

#### MID-CONTINENT CONFERENCE

Oct. 25, 1993 – Jen Windau  
 Sept. 22, 1997 – Vickie Robinson  
 Nov. 3, 1997 – Vickie Robinson  
 Sept. 21, 1998 – Amy Hermann  
 Sept. 28, 1998 – Amy Hermann  
 Oct. 12, 1998 – Amy Hermann  
 Sept. 20, 1999 – Vickie Robinson  
 Oct. 11, 1999 – Melissa Lyczkowski  
 Nov. 1, 1999 – Kristen Meech  
 Nov. 15, 1999 – Vickie Robinson  
 Sept. 11, 2000 – Melissa Lyczkowski

##### Defensive

Sept. 11, 1995 – Amy Hermann  
 Sept. 18, 1995 – Tracie Bender  
 Nov. 6, 1995 – Amy Hermann  
 Sept. 3, 1996 – Heather Luben

##### Setter

Oct. 9, 1995 – Lisa Greeger  
 Nov. 6, 1995 – Jaime Pirotte  
 Nov. 13, 1995 – Jaime Pirotte  
 Oct. 7, 1996 – Jaime Pirotte

##### Offensive

Oct. 7, 1996 – Heather Luben



## ALL-TIME LETTERWINNERS

<b>A</b>	
Abel, Brittany	2004
Alt, Michelle	1985-88
Arens, Lena	1999-02
Augusta, Marilyn	1975

<b>B</b>	
Ball, Alice	1976
Barbosa, Ebony	2005-08
Brianna Bartlett	2011
Bartlett, Michelle	1998
Batton, Michele	1999-02
Bender, Tracie	1992-95
Bennett, Deborah	1975
Berg, Rebecca	1988-89
Bishop, Shannon	1999
Bitter, Kelsi	2008-10
Boehm, Maureen	1984
Bonham, Kim	1996
Boscaljon, Ruth	2006-09
Boscarelli, Beth	2000-03
Bulicz, Stephanie	1991-92
Buschur, Annie	2000-03
Butterbaugh, Ann	1990-92
Byers, Michelle	1987-88

<b>C</b>	
Calvin, Becca	2012
Caputo, JoAnn	1975-76
Carlisle, Jackie	2010-12
Cavanaugh, Jenna	2010-12
Cebula, Janie	1992
Cerino, Julie	1998-01
Cindric, Amanda	2003-06
Clemens, Jill	1998
Cornejo, Gerri Ann	1981

<b>D</b>	
D'Ambrose, Casey	2010-12
DeFillippo, DeAnn	1976
DeFrangia, Susanne	1975
Deibel, Meg	1981-84
Diebold, Sam	2011-12
Dietz, Denise	1979-82
Drake, Cameran	1999-02
Drost, Abigail	2007
Duncan, Crystal	2002-05

<b>E</b>	
Eden, Laura	1985-88
Edgerton, Angela Marie	1975
Egler, Alexis	2011-12
Ettenhofer, Abby	2002-05
Evans, Candy	1975-76
Evans, Linzie	2006
Everhart, Karla	2005-08

<b>F</b>	
Faidiga, Lydia	1979-80
Fairchild, Lana	1988-90
Fenton, Beth	1975-77
Ferre, Michelle	1983
Ferrell, Gabby	2000-02
Fortunato, Cara	1976-79

Foster, Jodie	1996-97
Fralei, Jessica	2004-07
Fredericks, Linda	1975-78

<b>G</b>	
Gager, Kelly	1990
Gambow, Rachel	1
Genetta, Susan	1988
Gettig, Cindy	1975
Gifford, Carol	1976-77
Ginther, Valerie	1980-83
Giuffreda, Linda	1977
Glassmeyer, Diane	1982-85
Grant, Wanda	1977
Gray, Amanda	2008-09
Greegor, Lisa	1992-95
Gregory, Tina	1991-94
Grim, Ladema	1975
Grove, Brittany	2008-11
Guerrieri, Chelsea	2010-12

<b>H</b>	
Hackett, Cindy	1975-76
Hahn, Patty	1979
Harris, Fono	1987
Harrison, Anne	1978-79
Hartman, Dina	1987-90
Heinz, Allison	2006-09
Hermann, Amy	1994-98
Hill, Carrie	1998
Holland, Brittany	2009
Houp, Megan	1996
Hundelt, Marissa	2010-12
Hunt, Harmony	1995-97

<b>I</b>	
Igle, Andrea	1981-82

<b>J</b>	
Johnson, Nichele	2010-12
Jones, Cynthia Ann	1978
Juhnke, Dana	2003

<b>K</b>	
Kapferer, Haley	2007-10
Kathe, Jennifer	1986-89
Keating, Lisa	1977
Kelly, Dawn	1983-86
Kennedy, Nickole	2002
Kenny, Valerie	1977-79
Kern, Brianna	2010-11
King, McKenzie	2004
Koenn, Debbie	2001

<b>L</b>	
LaClair, Patty	1977-80
Landgraff, Terri	1976-78
Lasseigne, Suzanne	2009
Leslie, Cari	2003-06
Leslie, Dana	2006-09
Linder, Jennifer	1991
Lockett, Towanda	1979
Longo, Lori	1986-89
Lozano, Marianne	1975

Luben, Heather	1993-96
Lyczkowski, Melissa	1998-01
Lyman, Lori	2001-04

<b>M</b>	
MacMunn, Michelle	2005
Mang, Stacie	2004
May, Angie	1994-95
Mayer, Sandy	1977
McConnell, Kathy	1981-82
McCrae, Virginia	1976
McDonald, Janelle	2003-06
McIntyre, Kathy	1979-80
McNeal, Brittany	2008-10
Meech, Kristen	1998-01
Meese, Julie	1986-89
Miller, Brandice	2004
Montgomery, Kerry	2000
Moorman, Jean	1975
Morrison, Choel	1991-92
Muir, Erin	2012

<b>N</b>	
Nagy, Amber	1997-00
Napolitan, Roseann	1977-80
Neubauer, Cindy	1992-95
Newby, Sonja	1980
Nilsson, Amy	1993-94

<b>O</b>	
Obonna, Tracy	2005
O'Hara, Kaitlin	2006-09

<b>P</b>	
Pasquinnelli, Angie	2002-05
Patrizi, Paula	1977
Pence, Michelle	1988-92
Penza, Marla	1986
Pirotte, Jaime	1993-96
Pomper, Rosemary	1989
Popp, Theresa	1977
Pounders, Melanie	2001-04

<b>Q</b>	
Quartraro, Anna	1982-85

<b>R</b>	
Raines, Laurie	1975
Raslevich, Jill	1992-95
Recktenwalt, Kristi	1988-89
Reid, Tasha	2008-10
Resinger, Jen	1997-00
Robinson, Vickie	1996-99
Rohland, Evelyn	1979
Roidt, Angela	2009
Roscoe, Gloria	1975
Royer, Colleen	2000-03
Rudy, Tamara	1996-99
Rutz, Judy	1975-77
Ryan, Aly	2012

<b>S</b>	
Sabatini, Julie	1985-88
Schuster, Maria	1990-93
Scott, Nicole	2000

Seimetz, Holly	1978-79
Shea, Katie	2002-05
Shives, Laurie	2007-09
Sikora, Linda	1978-79
Skinner, Angela	1982-83
Skomra, Lisa	1978
Slagle, Beth	1982-85
Slagle, Donna	1980-83
Smith, Diane	1977-78
Smith, Eileen	1982
Sodeman, Lisa	1985
Soubliere, Dani	2007, 2009-10
Spangler, Kelli	1986-87
Steer, Elizabeth	1986
Stieber, Sandy	1988-91
Super, Cathy	1980
Sutton, Betty	1977-80
Svette, Laura	2001
Sylak, Rebecca	1997-01

<b>T</b>	
Taczak, Suzanne	1975
Taylor, Cathy	1977-80
Thompson, Lauren	2012
Thompson, Nikki	2012
Tinkey, Donna	1978
Treece, Sandra	1981-84
Trepac, Amanda	1999-00
Troff, Jenna	2005-06
Turner, Danielle	1989

<b>U</b>	
Underwood, Chesleigh	1997-98

<b>V</b>	
Vanaman, Denise	1975
Van der Sluijs, Gretchen	2006

<b>W</b>	
Wagy, Kelsey	2011-12
Wales, Chaney	1988-91
Wallace, Sylvia	1986-89
Watson, Shannon	2011-12
Wearsch, Renee	1977-80
Wellner, Sarah	2004
West, Erika	2011-12
Wheland, Claudia	1975-76
Williams, Jennette	1996-99
Windau, Jen	1990-93
Winkler, Nancy	1986
Wohfeil, Heather	1996
Worrellia, Michele	1976-77
Wright, Katie	1995-98

<b>Y</b>	
Yonkers, Michele	1977

<b>Z</b>	
Zbdyniewski, Andrea	1977-78
Zitalone, Sandra	1979
Zocolo, Mary	1981-84



# INDIVIDUAL CAREER HISTORY - Since 1985

ABEL, Brittany

Season	sp-mp	k	k/s	e	ta	pct	a	a/s	sa	sa/s	se	dig	d/s	re	bs	ba	tb	b/s	be	bhe
2004	21-8	32	1.52	16	83	.193	0	0.00	1	0.05	5	16	0.76	0	5	11	16	0.76	4	1
TOTAL	21-8	32	1.52	16	83	.193	0	0.00	1	0.05	5	16	0.76	0	5	11	16	0.76	4	1

ALT, Michelle

Season	sp-mp	k	k/s	e	ta	pct	a	a/s	sa	sa/s	se	dig	d/s	re	bs	ba	tb	b/s	be	bhe
1985	64-0	1	0.02	1	5	.000	1	0.02	12	0.19	23	67	1.05	61	0	0	0	0.00	1	0
1986	93-0	78	0.84	32	187	.246	5	0.05	35	0.38	35	59	0.63	23	6	12	18	0.19	6	0
1987	86-0	71	0.83	27	196	.224	5	0.06	13	0.15	10	71	0.83	18	4	14	18	0.21	17	0
1988	100-0	63	0.63	34	218	.133	4	0.04	26	0.26	14	107	1.07	33	5	10	15	0.15	1	0
TOTAL	343-0	213	0.62	94	606	.196	15	0.04	86	0.25	82	304	0.89	135	15	36	51	0.15	25	0

ARENA, Lena

Season	sp-mp	k	k/s	e	ta	pct	a	a/s	sa	sa/s	se	dig	d/s	re	bs	ba	tb	b/s	be	bhe
2002	23-15	0	0.00	1	2	-.500	1	0.04	0	0.00	1	22	0.96	4	0	0	0	0.00	0	1
TOTAL	23-15	0	0.00	1	2	-.500	1	0.04	0	0.00	1	22	0.96	4	0	0	0	0.00	0	1

ARENS, Lena

Season	sp-mp	k	k/s	e	ta	pct	a	a/s	sa	sa/s	se	dig	d/s	re	bs	ba	tb	b/s	be	bhe
1999	6-0	5	0.83	2	9	.333	0	0.00	1	0.17	0	7	1.17	1	0	1	1	0.17	0	0
2000	6-6	2	0.33	1	5	.200	2	0.33	1	0.17	1	3	0.50	2	0	0	0	0.00	0	0
2001	7-6	0	0.00	0	5	.000	2	0.29	0	0.00	1	3	0.43	1	0	3	3	0.43	0	1
TOTAL	19-12	7	0.37	3	19	.211	4	0.21	2	0.11	2	13	0.68	4	0	4	4	0.21	0	1

BARBOSA, Ebony

Season	sp-mp	k	k/s	e	ta	pct	a	a/s	sa	sa/s	se	dig	d/s	re	bs	ba	tb	b/s	be	bhe
2005	63-25	110	1.75	106	389	.010	3	0.05	0	0.00	0	47	0.75	12	4	10	14	0.22	2	2
2006	111-32	299	2.69	195	1109	.094	38	0.34	29	0.26	62	317	2.86	44	4	32	36	0.32	17	2
2007	122-30	327	2.68	196	1172	.112	29	0.24	30	0.25	64	400	3.28	75	13	41	54	0.44	8	1
2008	104-28	249	2.39	128	763	.159	30	0.29	24	0.23	33	297	2.86	47	10	32	42	0.40	6	1
TOTAL	400-115	985	2.46	625	3433	.105	100	0.25	83	0.21	159	1061	2.65	178	31	115	146	0.37	33	6

BARTLETT, Brianna

Season	sp-mp	k	k/s	e	ta	pct	a	a/s	sa	sa/s	se	dig	d/s	re	bs	ba	tb	b/s	be	bhe
2011	22-12	3	0.14	2	12	.083	118	5.36	3	0.14	5	25	1.14	0	0	2	2	0.09	1	4
TOTAL	22-12	3	0.14	2	12	.083	118	5.36	3	0.14	5	25	1.14	0	0	2	2	0.09	1	4

BARTLETT, Michelle

Season	sp-mp	k	k/s	e	ta	pct	a	a/s	sa	sa/s	se	dig	d/s	re	bs	ba	tb	b/s	be	bhe
1998	105-32	1	0.01	3	12	-.167	12	0.11	21	0.20	0	192	1.83	0	1	1	2	0.02	0	0
TOTAL	105-32	1	0.01	3	12	-.167	12	0.11	21	0.20	0	192	1.83	0	1	1	2	0.02	0	0



## INDIVIDUAL CAREER HISTORY - Since 1985

### BATTON, Michele

Season	sp-mp	k	k/s	e	ta	pct	a	a/s	sa	sa/s	se	dig	d/s	re	bs	ba	tb	b/s	be	bhe
1999	102-31	358	3.51	99	948	.273	8	0.08	14	0.14	35	300	2.94	36	9	58	67	0.66	11	0
2000	44-18	111	2.52	51	306	.196	8	0.18	7	0.16	10	109	2.48	24	6	19	25	0.57	4	0
2001	67-28	80	1.19	40	273	.147	6	0.09	9	0.13	5	75	1.12	13	6	24	30	0.45	5	0
2002	116-31	195	1.68	66	493	.262	14	0.12	14	0.12	26	106	0.91	13	29	115	144	1.24	27	4
TOTAL	329-108	744	2.26	256	2020	.242	36	0.11	44	0.13	76	590	1.79	86	50	216	266	0.81	47	4

### BENDER, Tracie

Season	sp-mp	k	k/s	e	ta	pct	a	a/s	sa	sa/s	se	dig	d/s	re	bs	ba	tb	b/s	be	bhe
1992	77-0	53	0.69	31	195	.113	0	0.00	19	0.25	19	153	1.99	35	19	16	35	0.45	12	0
1993	91-0	186	2.04	84	515	.198	29	0.32	3	0.03	13	105	1.15	12	5	35	40	0.44	9	0
1994	81-0	123	1.52	41	342	.240	13	0.16	8	0.10	18	126	1.56	12	23	42	65	0.80	14	0
1995	105-0	156	1.49	53	402	.256	13	0.12	10	0.10	37	256	2.44	17	28	113	141	1.34	9	0
TOTAL	354-0	518	1.46	209	1454	.213	55	0.16	40	0.11	87	640	1.81	76	75	206	281	0.79	44	0

### BISHOP, Shannon

Season	sp-mp	k	k/s	e	ta	pct	a	a/s	sa	sa/s	se	dig	d/s	re	bs	ba	tb	b/s	be	bhe
1999	3-0	0	0.00	0	0	.000	0	0.00	0	0.00	3	1	0.33	0	0	0	0	0.00	0	0
TOTAL	3-0	0	0.00	0	0	.000	0	0.00	0	0.00	3	1	0.33	0	0	0	0	0.00	0	0

### BITTER, Kelsi

Season	sp-mp	k	k/s	e	ta	pct	a	a/s	sa	sa/s	se	dig	d/s	re	bs	ba	tb	b/s	be	bhe
2007	0-0	0	0.00	0	0	.000	0	0.00	0	0.00	0	0	0.00	0	0	0	0	0.00	0	0
2008	8-7	3	0.38	1	12	.167	0	0.00	1	0.12	2	8	1.00	1	1	0	1	0.12	0	0
2009	18-7	24	1.33	14	91	.110	0	0.00	0	0.00	0	4	0.22	1	0	4	4	0.22	0	0
2010	69-26	89	1.29	70	353	.054	6	0.09	2	0.03	9	41	0.59	11	3	21	24	0.35	1	1
TOTAL	95-40	116	1.22	85	456	.068	6	0.06	3	0.03	11	53	0.56	13	4	25	29	0.31	1	1

### BONHAM, Kim

Season	sp-mp	k	k/s	e	ta	pct	a	a/s	sa	sa/s	se	dig	d/s	re	bs	ba	tb	b/s	be	bhe
1996	42-0	42	1.00	17	111	.225	6	0.14	0	0.00	0	9	0.21	0	8	20	28	0.67	9	0
TOTAL	42-0	42	1.00	17	111	.225	6	0.14	0	0.00	0	9	0.21	0	8	20	28	0.67	9	0

### BOSCALJON, Ruth

Season	sp-mp	k	k/s	e	ta	pct	a	a/s	sa	sa/s	se	dig	d/s	re	bs	ba	tb	b/s	be	bhe
2006	111-32	363	3.27	122	802	.300	18	0.16	10	0.09	17	52	0.47	0	38	90	128	1.15	32	3
2007	122-30	361	2.96	126	822	.286	31	0.25	24	0.20	31	80	0.66	0	38	77	115	0.94	23	7
2008	104-28	268	2.58	84	619	.297	18	0.17	11	0.11	10	82	0.79	2	28	93	121	1.16	24	1
2009	105-28	348	3.31	90	811	.318	23	0.22	19	0.18	19	96	0.91	0	47	79	126	1.20	22	5
TOTAL	442-118	1340	3.03	422	3054	.301	90	0.20	64	0.14	77	310	0.70	2	151	339	490	1.11	101	16

### BOSCARELLI, Beth

Season	sp-mp	k	k/s	e	ta	pct	a	a/s	sa	sa/s	se	dig	d/s	re	bs	ba	tb	b/s	be	bhe
2000	37-22	4	0.11	3	14	.071	68	1.84	4	0.11	3	43	1.16	0	0	0	0	0.00	0	0
2001	49-19	1	0.02	2	12	-.083	68	1.39	6	0.12	7	77	1.57	2	0	1	1	0.02	0	6
2002	88-28	6	0.07	8	33	-.061	262	2.98	15	0.17	13	161	1.83	16	0	3	3	0.03	0	11
2003	90-28	29	0.32	17	99	.121	673	7.48	11	0.12	11	167	1.86	0	2	19	21	0.23	8	36
TOTAL	264-97	40	0.15	30	158	.063	1071	4.06	36	0.14	34	448	1.70	18	2	23	25	0.09	8	53



**INDIVIDUAL CAREER HISTORY** - Since 1985

**BULICZ, Stephanie**

Season	sp-mp	k	k/s	e	ta	pci	a	a/s	sa	sa/s	se	dig	d/s	re	bs	ba	tb	b/s	be	bhe
1991	39-0	23	0.59	19	44	.091	0	0.00	3	0.08	9	16	0.41	9	8	18	26	0.67	8	0
1992	64-0	95	1.48	40	311	.177	0	0.00	11	0.17	14	75	1.17	18	23	25	48	0.75	12	0
TOTAL	103-0	118	1.15	59	355	.166	0	0.00	14	0.14	23	91	0.88	27	31	43	74	0.72	20	0

**BUSCHUR, Annie**

Season	sp-mp	k	k/s	e	ta	pci	a	a/s	sa	sa/s	se	dig	d/s	re	bs	ba	tb	b/s	be	bhe
2000	98-29	173	1.77	92	484	.167	12	0.12	7	0.07	23	90	0.92	16	36	68	104	1.06	10	0
2001	86-26	225	2.62	92	593	.224	8	0.09	11	0.13	29	82	0.95	13	16	77	93	1.08	19	2
2002	120-32	282	2.35	111	747	.229	5	0.04	20	0.17	34	81	0.68	6	37	109	146	1.22	15	7
2003	105-29	325	3.10	114	784	.269	7	0.07	11	0.10	30	60	0.57	2	32	102	134	1.28	17	6
TOTAL	409-116	1005	2.46	409	2608	.229	32	0.08	49	0.12	116	313	0.77	37	121	356	477	1.17	61	15

**BUTTERBAUGH, Ann**

Season	sp-mp	k	k/s	e	ta	pci	a	a/s	sa	sa/s	se	dig	d/s	re	bs	ba	tb	b/s	be	bhe
1990	18-0	4	0.22	3	24	.042	2	0.11	1	0.06	4	4	0.22	3	0	3	3	0.17	1	0
1991	111-0	166	1.50	68	371	.264	6	0.05	9	0.08	31	121	1.09	49	29	62	91	0.82	22	0
1992	52-0	52	1.00	31	144	.146	0	0.00	0	0.00	0	15	0.29	1	8	24	32	0.62	15	0
TOTAL	181-0	222	1.23	102	539	.223	8	0.04	10	0.06	35	140	0.77	53	37	89	126	0.70	38	0

**BYERS, Michelle**

Season	sp-mp	k	k/s	e	ta	pci	a	a/s	sa	sa/s	se	dig	d/s	re	bs	ba	tb	b/s	be	bhe
1988	17-0	235	13.82	76	646	.246	20	1.18	39	2.29	23	233	13.71	41	13	61	74	4.35	12	0
TOTAL	17-0	235	13.82	76	646	.246	20	1.18	39	2.29	23	233	13.71	41	13	61	74	4.35	12	0

**CALVIN, Becca**

Season	sp-mp	k	k/s	e	ta	pci	a	a/s	sa	sa/s	se	dig	d/s	re	bs	ba	tb	b/s	be	bhe
2012	5-4	0	0.00	1	1	-1.000	7	1.40	0	0.00	1	3	0.60	0	0	0	0	0.00	0	0
TOTAL	5-4	0	0.00	1	1	-1.000	7	1.40	0	0.00	1	3	0.60	0	0	0	0	0.00	0	0

**CARLISLE, Jackie**

Season	sp-mp	k	k/s	e	ta	pci	a	a/s	sa	sa/s	se	dig	d/s	re	bs	ba	tb	b/s	be	bhe
2010	41-20	34	0.83	30	131	.031	1	0.02	0	0.00	0	16	0.39	5	1	5	6	0.15	3	0
2011	107-29	290	2.71	123	829	.201	4	0.04	0	0.00	0	42	0.39	0	0	38	38	0.36	6	0
2012	102-28	185	1.81	82	557	.185	2	0.02	3	0.03	7	66	0.65	2	6	25	31	0.30	3	3
TOTAL	250-77	509	2.04	235	1517	.181	7	0.03	3	0.01	7	124	0.50	7	7	68	75	0.30	12	3

**CAVANAUGH, Jenna**

Season	sp-mp	k	k/s	e	ta	pci	a	a/s	sa	sa/s	se	dig	d/s	re	bs	ba	tb	b/s	be	bhe
2010	80-26	85	1.06	59	277	.094	3	0.04	0	0.00	2	11	0.14	0	7	71	78	0.98	1	0
2011	32-17	26	0.81	15	73	.151	0	0.00	5	0.16	9	6	0.19	1	2	16	18	0.56	0	0
2012	101-28	169	1.67	62	417	.257	1	0.01	0	0.00	0	15	0.15	0	9	115	124	1.23	8	2
TOTAL	213-71	280	1.31	136	767	.188	4	0.02	5	0.02	11	32	0.15	1	18	202	220	1.03	9	2



**INDIVIDUAL CAREER HISTORY** - Since 1985

**CEBULA, Janie**

Season	sp-mp	k	k/s	e	ta	pct	a	a/s	sa	sa/s	se	dig	d/s	re	bs	ba	tb	b/s	be	bhe
1992	90-0	6	0.07	10	39	-.103	0	0.00	11	0.12	28	117	1.30	60	0	0	0	0.00	0	0
<b>TOTAL</b>	<b>90-0</b>	<b>6</b>	<b>0.07</b>	<b>10</b>	<b>39</b>	<b>-.103</b>	<b>0</b>	<b>0.00</b>	<b>11</b>	<b>0.12</b>	<b>28</b>	<b>117</b>	<b>1.30</b>	<b>60</b>	<b>0</b>	<b>0</b>	<b>0</b>	<b>0.00</b>	<b>0</b>	<b>0</b>

**CERINO, Julie**

Season	sp-mp	k	k/s	e	ta	pct	a	a/s	sa	sa/s	se	dig	d/s	re	bs	ba	tb	b/s	be	bhe
1998	9-6	2	0.22	1	4	.250	0	0.00	1	0.11	0	5	0.56	0	0	0	0	0.00	0	0
1999	20-0	0	0.00	0	1	.000	0	0.00	0	0.00	0	13	0.65	2	0	0	0	0.00	0	0
2000	222-14	0	0.00	0	1	.000	0	0.00	0	0.00	0	14	0.06	5	0	0	0	0.00	0	0
2001	5-4	0	0.00	0	1	.000	0	0.00	0	0.00	0	5	1.00	2	0	0	0	0.00	0	0
<b>TOTAL</b>	<b>256-24</b>	<b>2</b>	<b>0.01</b>	<b>1</b>	<b>7</b>	<b>.143</b>	<b>0</b>	<b>0.00</b>	<b>1</b>	<b>0.00</b>	<b>0</b>	<b>37</b>	<b>0.14</b>	<b>9</b>	<b>0</b>	<b>0</b>	<b>0</b>	<b>0.00</b>	<b>0</b>	<b>0</b>

**CINDRIC, Amanda**

Season	sp-mp	k	k/s	e	ta	pct	a	a/s	sa	sa/s	se	dig	d/s	re	bs	ba	tb	b/s	be	bhe
2003	88-28	1	0.01	7	28	-.214	21	0.24	6	0.07	0	179	2.03	38	0	0	0	0.00	0	3
2004	109-29	6	0.06	10	27	-.148	15	0.14	10	0.09	8	294	2.70	60	0	2	2	0.02	0	4
2005	102-29	5	0.05	3	22	.091	22	0.22	20	0.20	13	395	3.87	49	0	0	0	0.00	0	0
2006	109-32	0	0.00	3	13	-.231	30	0.28	29	0.27	19	314	2.88	32	0	0	0	0.00	0	0
<b>TOTAL</b>	<b>408-118</b>	<b>12</b>	<b>0.03</b>	<b>23</b>	<b>90</b>	<b>-.122</b>	<b>88</b>	<b>0.22</b>	<b>65</b>	<b>0.16</b>	<b>40</b>	<b>1182</b>	<b>2.90</b>	<b>179</b>	<b>0</b>	<b>2</b>	<b>2</b>	<b>0.00</b>	<b>0</b>	<b>7</b>

**CLEMENS, Jill**

Season	sp-mp	k	k/s	e	ta	pct	a	a/s	sa	sa/s	se	dig	d/s	re	bs	ba	tb	b/s	be	bhe
1998	14-10	0	0.00	0	3	.000	0	0.00	0	0.00	0	9	0.64	0	0	0	0	0.00	0	0
<b>TOTAL</b>	<b>14-10</b>	<b>0</b>	<b>0.00</b>	<b>0</b>	<b>3</b>	<b>.000</b>	<b>0</b>	<b>0.00</b>	<b>0</b>	<b>0.00</b>	<b>0</b>	<b>9</b>	<b>0.64</b>	<b>0</b>	<b>0</b>	<b>0</b>	<b>0</b>	<b>0.00</b>	<b>0</b>	<b>0</b>

**D'AMBROSE, Casey**

Season	sp-mp	k	k/s	e	ta	pct	a	a/s	sa	sa/s	se	dig	d/s	re	bs	ba	tb	b/s	be	bhe
2010	74-25	2	0.03	8	21	-.286	50	0.68	9	0.12	19	129	1.74	4	0	2	2	0.03	0	4
2011	103-28	51	0.50	25	157	.166	913	8.86	27	0.26	29	192	1.86	1	1	48	49	0.48	4	40
2012	112-29	23	0.21	11	83	.145	736	6.57	23	0.21	31	196	1.75	0	0	7	7	0.06	0	18
<b>TOTAL</b>	<b>289-82</b>	<b>76</b>	<b>0.26</b>	<b>44</b>	<b>261</b>	<b>.123</b>	<b>1699</b>	<b>5.88</b>	<b>59</b>	<b>0.20</b>	<b>79</b>	<b>517</b>	<b>1.79</b>	<b>5</b>	<b>1</b>	<b>57</b>	<b>58</b>	<b>0.20</b>	<b>4</b>	<b>62</b>

**DIEBOLD, Sam**

Season	sp-mp	k	k/s	e	ta	pct	a	a/s	sa	sa/s	se	dig	d/s	re	bs	ba	tb	b/s	be	bhe
2011	9-4	0	0.00	0	0	.000	1	0.11	0	0.00	4	0	0.00	0	0	0	0	0.00	0	0
2012	4-4	0	0.00	0	0	.000	0	0.00	1	0.25	1	2	0.50	0	0	0	0	0.00	0	0
<b>TOTAL</b>	<b>13-8</b>	<b>0</b>	<b>0.00</b>	<b>0</b>	<b>0</b>	<b>.000</b>	<b>1</b>	<b>0.08</b>	<b>1</b>	<b>0.08</b>	<b>5</b>	<b>2</b>	<b>0.15</b>	<b>0</b>	<b>0</b>	<b>0</b>	<b>0</b>	<b>0.00</b>	<b>0</b>	<b>0</b>

**DRAKE, Cameran**

Season	sp-mp	k	k/s	e	ta	pct	a	a/s	sa	sa/s	se	dig	d/s	re	bs	ba	tb	b/s	be	bhe
1999	36-13	32	0.89	15	121	.140	0	0.00	8	0.22	23	76	2.11	10	0	1	1	0.03	1	0
2000	63-25	91	1.44	56	252	.139	5	0.08	16	0.25	48	148	2.35	20	4	20	24	0.38	4	0
2001	86-27	57	0.66	49	223	.036	4	0.05	14	0.16	40	168	1.95	34	0	11	11	0.13	5	1
2002	97-30	27	0.28	28	118	-.008	11	0.11	8	0.08	23	228	2.35	48	0	4	4	0.04	5	3
<b>TOTAL</b>	<b>282-95</b>	<b>207</b>	<b>0.73</b>	<b>148</b>	<b>714</b>	<b>.083</b>	<b>20</b>	<b>0.07</b>	<b>46</b>	<b>0.16</b>	<b>134</b>	<b>620</b>	<b>2.20</b>	<b>112</b>	<b>4</b>	<b>36</b>	<b>40</b>	<b>0.14</b>	<b>15</b>	<b>4</b>





**INDIVIDUAL CAREER HISTORY** - Since 1985

**DROST, Abigail**

Season	sp-mp	k	k/s	e	ta	pct	a	a/s	sa	sa/s	se	dig	d/s	re	bs	ba	tb	b/s	be	bhe
2007	94-25	164	1.74	121	588	.073	25	0.27	26	0.28	39	226	2.40	58	4	21	25	0.27	3	0
TOTAL	94-25	164	1.74	121	588	.073	25	0.27	26	0.28	39	226	2.40	58	4	21	25	0.27	3	0

**DUNCAN, Crystal**

Season	sp-mp	k	k/s	e	ta	pct	a	a/s	sa	sa/s	se	dig	d/s	re	bs	ba	tb	b/s	be	bhe
2002	18-12	1	0.06	2	7	-.143	1	0.06	0	0.00	1	2	0.11	0	1	6	7	0.39	0	1
2003	6-5	0	0.00	0	1	.000	1	0.17	0	0.00	0	0	0.00	0	0	0	0	0.00	1	1
2004	29-19	6	0.21	0	14	.429	1	0.03	0	0.00	0	3	0.10	0	0	3	3	0.10	0	2
2005	98-28	173	1.77	111	660	.094	46	0.47	13	0.13	37	153	1.56	0	3	43	46	0.47	9	7
TOTAL	151-64	180	1.19	113	682	.098	49	0.32	13	0.09	38	158	1.05	0	4	52	56	0.37	10	11

**EDEN, Laura**

Season	sp-mp	k	k/s	e	ta	pct	a	a/s	sa	sa/s	se	dig	d/s	re	bs	ba	tb	b/s	be	bhe
1985	72-0	111	1.54	66	319	.141	19	0.26	26	0.36	51	182	2.53	105	16	22	38	0.53	10	0
1986	86-0	126	1.47	49	279	.276	9	0.10	23	0.27	32	46	0.53	18	45	23	68	0.79	5	0
1987	100-0	188	1.88	66	466	.262	18	0.18	55	0.55	20	213	2.13	20	21	41	62	0.62	43	0
1988	126-0	203	1.61	85	551	.214	12	0.10	18	0.14	18	322	2.56	45	43	50	93	0.74	4	0
TOTAL	384-0	628	1.64	266	1615	.224	58	0.15	122	0.32	121	763	1.99	188	125	136	261	0.68	62	0

**EGLER, Alexis**

Season	sp-mp	k	k/s	e	ta	pct	a	a/s	sa	sa/s	se	dig	d/s	re	bs	ba	tb	b/s	be	bhe
2011	102-28	212	2.08	125	632	.138	28	0.27	17	0.17	24	206	2.02	21	6	21	27	0.26	5	3
2012	109-29	234	2.15	110	707	.175	26	0.24	18	0.17	25	270	2.48	18	3	35	38	0.35	3	1
TOTAL	211-57	446	2.11	235	1339	.158	54	0.26	35	0.17	49	476	2.26	39	9	56	65	0.31	8	4

**ETTENHOFER, Abby**

Season	sp-mp	k	k/s	e	ta	pct	a	a/s	sa	sa/s	se	dig	d/s	re	bs	ba	tb	b/s	be	bhe
2002	46-22	50	1.09	40	181	.055	1	0.02	11	0.24	24	28	0.61	6	3	14	17	0.37	1	0
2003	70-26	96	1.37	56	292	.137	18	0.26	2	0.03	7	19	0.27	0	2	23	25	0.36	1	3
2004	103-30	212	2.06	96	538	.216	9	0.09	5	0.05	11	32	0.31	1	9	63	72	0.70	18	4
2005	109-29	334	3.06	108	811	.279	8	0.07	19	0.17	47	51	0.47	1	12	52	64	0.59	7	0
TOTAL	328-107	692	2.11	300	1822	.215	36	0.11	37	0.11	89	130	0.40	8	26	152	178	0.54	27	7

**EVANS, Linzie**

Season	sp-mp	k	k/s	e	ta	pct	a	a/s	sa	sa/s	se	dig	d/s	re	bs	ba	tb	b/s	be	bhe
2006	21-13	4	0.19	1	12	.250	42	2.00	2	0.10	2	16	0.76	0	0	2	2	0.10	1	12
TOTAL	21-13	4	0.19	1	12	.250	42	2.00	2	0.10	2	16	0.76	0	0	2	2	0.10	1	12

**EVERHART, Karla**

Season	sp-mp	k	k/s	e	ta	pct	a	a/s	sa	sa/s	se	dig	d/s	re	bs	ba	tb	b/s	be	bhe
2005	26-11	3	0.12	5	21	-.095	57	2.19	7	0.27	8	53	2.04	0	1	1	2	0.08	0	3
2006	109-32	121	1.11	55	403	.164	1125	10.32	33	0.30	38	300	2.75	3	7	33	40	0.37	16	41
2007	117-29	104	0.89	37	348	.193	1211	10.35	26	0.22	45	310	2.65	0	6	33	39	0.33	19	35
2008	104-28	107	1.03	36	356	.199	946	9.10	29	0.28	36	284	2.73	0	4	51	55	0.53	17	13
TOTAL	356-100	335	0.94	133	1128	.179	3339	9.38	95	0.27	127	947	2.66	3	18	118	136	0.38	52	92



## INDIVIDUAL CAREER HISTORY - Since 1985

### FAIRCHILD, Lana

Season	sp-mp	k	k/s	e	ta	pct	a	a/s	sa	sa/s	se	dig	d/s	re	bs	ba	tb	b/s	be	bhe
1988	71-0	65	0.92	27	215	.177	3	0.04	3	0.04	6	53	0.75	7	2	14	16	0.23	0	0
1989	125-0	31	0.25	13	108	.167	442	3.54	22	0.18	16	330	2.64	0	1	5	6	0.05	7	0
1990	117-0	171	1.46	56	497	.231	382	3.26	39	0.33	57	297	2.54	19	3	26	29	0.25	10	0
TOTAL	313-0	267	0.85	96	820	.209	827	2.64	64	0.20	79	680	2.17	26	6	45	51	0.16	17	0

### FERRELL, Gabby

Season	sp-mp	k	k/s	e	ta	pct	a	a/s	sa	sa/s	se	dig	d/s	re	bs	ba	tb	b/s	be	bhe
2000	6-6	0	0.00	0	0	.000	0	0.00	0	0.00	2	2	0.33	1	0	0	0	0.00	0	0
2001	17-11	1	0.06	0	3	.333	1	0.06	0	0.00	1	10	0.59	4	0	0	0	0.00	0	1
2002	68-20	1	0.01	4	9	-.333	13	0.19	0	0.00	0	175	2.57	42	0	0	0	0.00	0	1
TOTAL	91-37	2	0.02	4	12	-.167	14	0.15	0	0.00	3	187	2.05	47	0	0	0	0.00	0	2

### FOSTER, Jodie

Season	sp-mp	k	k/s	e	ta	pct	a	a/s	sa	sa/s	se	dig	d/s	re	bs	ba	tb	b/s	be	bhe
1996	15-0	7	0.47	12	43	-.116	0	0.00	0	0.00	3	26	1.73	3	0	5	5	0.33	2	0
1997	13-12	7	0.54	6	32	.031	1	0.08	1	0.08	0	5	0.38	0	0	1	1	0.08	0	0
TOTAL	28-12	14	0.50	18	75	-.053	1	0.04	1	0.04	3	31	1.11	3	0	6	6	0.21	2	0

### FRALEY, Jessica

Season	sp-mp	k	k/s	e	ta	pct	a	a/s	sa	sa/s	se	dig	d/s	re	bs	ba	tb	b/s	be	bhe
2004	115-31	360	3.13	195	903	.183	42	0.37	26	0.23	50	270	2.35	14	6	54	60	0.52	18	14
2005	30-8	89	2.97	41	240	.200	9	0.30	9	0.30	9	64	2.13	3	2	8	10	0.33	1	1
2006	57-20	125	2.19	74	398	.128	3	0.05	0	0.00	2	33	0.58	2	1	24	25	0.44	5	0
2007	122-30	427	3.50	188	1176	.203	31	0.25	22	0.18	38	316	2.59	2	8	71	79	0.65	8	5
TOTAL	324-89	1001	3.09	498	2717	.185	85	0.26	57	0.18	99	683	2.11	21	17	157	174	0.54	32	20

### GAGER, Kelly

Season	sp-mp	k	k/s	e	ta	pct	a	a/s	sa	sa/s	se	dig	d/s	re	bs	ba	tb	b/s	be	bhe
1990	114-0	20	0.18	5	69	.217	618	5.42	35	0.31	37	196	1.72	2	3	14	17	0.15	15	0
TOTAL	114-0	20	0.18	5	69	.217	618	5.42	35	0.31	37	196	1.72	2	3	14	17	0.15	15	0

### GAMBOW, Rachel

Season	sp-mp	k	k/s	e	ta	pct	a	a/s	sa	sa/s	se	dig	d/s	re	bs	ba	tb	b/s	be	bhe
2011	71-25	7	0.10	9	33	-.061	5	0.07	11	0.15	20	78	1.10	5	1	0	1	0.01	0	0
TOTAL	71-25	7	0.10	9	33	-.061	5	0.07	11	0.15	20	78	1.10	5	1	0	1	0.01	0	0

### GLASSMEYER, Diane

Season	sp-mp	k	k/s	e	ta	pct	a	a/s	sa	sa/s	se	dig	d/s	re	bs	ba	tb	b/s	be	bhe
1985	72-0	86	1.19	58	331	.085	13	0.18	7	0.10	20	201	2.79	108	6	11	17	0.24	10	0
TOTAL	72-0	86	1.19	58	331	.085	13	0.18	7	0.10	20	201	2.79	108	6	11	17	0.24	10	0

### GRAY, Amanda

Season	sp-mp	k	k/s	e	ta	pct	a	a/s	sa	sa/s	se	dig	d/s	re	bs	ba	tb	b/s	be	bhe
2008	90-26	0	0.00	0	8	.000	26	0.29	14	0.16	17	245	2.72	20	0	0	0	0.00	0	0
2009	29-12	0	0.00	1	2	-.500	1	0.03	0	0.00	1	36	1.24	2	0	0	0	0.00	0	0
TOTAL	119-38	0	0.00	1	10	-.100	27	0.23	14	0.12	18	281	2.36	22	0	0	0	0.00	0	0



**INDIVIDUAL CAREER HISTORY** - Since 1985

GREGGOR, Lisa

Season	sp-mp	k	k/s	e	ta	pct	a	a/s	sa	sa/s	se	dig	d/s	re	bs	ba	tb	b/s	be	bhe
1992	85-0	11	0.13	10	51	.020	100	1.18	16	0.19	14	104	1.22	29	0	5	5	0.06	3	0
1993	na-98	54	0.00	27	183	.148	20	0.00	29	0.00	17	166	0.00	20	1	10	11	0.00	5	0
1994	111-0	59	0.53	34	227	.110	40	0.36	19	0.17	22	247	2.23	15	2	12	14	0.13	3	0
1995	97-0	33	0.34	2	84	.369	208	2.14	7	0.07	11	262	2.70	9	2	10	12	0.12	0	0
TOTAL	293-98	157	0.54	73	545	.154	368	1.26	71	0.24	64	779	2.66	73	5	37	42	0.14	11	0

GREGORY, Tina

Season	sp-mp	k	k/s	e	ta	pct	a	a/s	sa	sa/s	se	dig	d/s	re	bs	ba	tb	b/s	be	bhe
1991	116-0	81	0.70	28	269	.197	952	8.21	31	0.27	13	315	2.72	1	6	20	26	0.22	22	0
1992	101-0	41	0.41	19	185	.119	784	7.76	22	0.22	31	261	2.58	0	7	28	35	0.35	16	0
1993	89-0	33	0.37	12	131	.160	296	3.33	6	0.07	7	222	2.49	14	1	7	8	0.09	3	0
1994	122-0	9	0.07	8	44	.023	144	1.18	32	0.26	15	370	3.03	29	0	0	0	0.00	0	0
TOTAL	428-0	164	0.38	67	629	.154	2176	5.08	91	0.21	66	1168	2.73	44	14	55	69	0.16	41	0

GROVE, Brittany

Season	sp-mp	k	k/s	e	ta	pct	a	a/s	sa	sa/s	se	dig	d/s	re	bs	ba	tb	b/s	be	bhe
2008	11-8	2	0.18	4	11	-.182	0	0.00	1	0.09	1	2	0.18	0	0	1	1	0.09	0	0
2009	90-28	179	1.99	107	605	.119	12	0.13	9	0.10	14	171	1.90	19	3	17	20	0.22	1	1
2010	56-24	66	1.18	58	310	.026	11	0.20	5	0.09	9	66	1.18	16	0	6	6	0.11	0	1
2011	55-24	39	0.71	30	150	.060	4	0.07	6	0.11	4	62	1.13	7	1	5	6	0.11	0	0
TOTAL	212-84	286	1.35	199	1076	.081	27	0.13	21	0.10	28	301	1.42	42	4	29	33	0.16	1	2

GUERRIERI, Chelsea

Season	sp-mp	k	k/s	e	ta	pct	a	a/s	sa	sa/s	se	dig	d/s	re	bs	ba	tb	b/s	be	bhe
2010	44-17	1	0.02	0	2	.500	5	0.11	10	0.23	20	53	1.20	3	0	0	0	0.00	0	0
2011	27-9	2	0.07	0	6	.333	0	0.00	6	0.22	9	18	0.67	1	0	0	0	0.00	0	0
2012	42-21	1	0.02	0	2	.500	1	0.02	9	0.21	16	23	0.55	2	0	0	0	0.00	0	1
TOTAL	113-47	4	0.04	0	10	.400	6	0.05	25	0.22	45	94	0.83	6	0	0	0	0.00	0	1

HARRIS, Fono

Season	sp-mp	k	k/s	e	ta	pct	a	a/s	sa	sa/s	se	dig	d/s	re	bs	ba	tb	b/s	be	bhe
1987	86-0	16	0.19	10	65	.092	298	3.47	37	0.43	9	96	1.12	1	2	5	7	0.08	7	0
TOTAL	86-0	16	0.19	10	65	.092	298	3.47	37	0.43	9	96	1.12	1	2	5	7	0.08	7	0

HARTMAN, Dina

Season	sp-mp	k	k/s	e	ta	pct	a	a/s	sa	sa/s	se	dig	d/s	re	bs	ba	tb	b/s	be	bhe
1987	89-0	150	1.69	84	447	.148	10	0.11	37	0.42	49	120	1.35	56	46	40	86	0.97	59	0
1988	129-0	246	1.91	130	628	.185	7	0.05	39	0.30	52	214	1.66	60	30	93	123	0.95	3	0
1989	129-0	158	1.22	83	521	.144	31	0.24	28	0.22	43	213	1.65	69	53	64	117	0.91	9	0
1990	119-0	221	1.86	97	635	.195	36	0.30	52	0.44	80	205	1.72	65	41	73	114	0.96	15	0
TOTAL	466-0	775	1.66	394	2231	.171	84	0.18	156	0.33	224	752	1.61	250	170	270	440	0.94	86	0



**INDIVIDUAL CAREER HISTORY** - Since 1985

HEINZ, Allison

Season	sp-mp	k	k/s	e	ta	pct	a	a/s	sa	sa/s	se	dig	d/s	re	bs	ba	tb	b/s	be	bhe
2006	104-32	191	1.84	89	534	.191	24	0.23	2	0.02	4	26	0.25	1	8	67	75	0.72	9	4
2007	116-29	196	1.69	67	508	.254	28	0.24	0	0.00	0	38	0.33	1	17	77	94	0.81	5	4
2008	41-21	44	1.07	15	121	.240	7	0.17	0	0.00	0	11	0.27	0	5	26	31	0.76	2	2
2009	88-26	168	1.91	44	432	.287	13	0.15	0	0.00	0	13	0.15	1	10	65	75	0.85	6	4
TOTAL	349-108	599	1.72	215	1595	.241	72	0.21	2	0.01	4	88	0.25	3	40	235	275	0.79	22	14

HERMANN, Amy

Season	sp-mp	k	k/s	e	ta	pct	a	a/s	sa	sa/s	se	dig	d/s	re	bs	ba	tb	b/s	be	bhe
1994	115-0	202	1.76	78	530	.234	18	0.16	16	0.14	32	158	1.37	14	24	77	101	0.88	8	0
1995	102-0	251	2.46	100	578	.261	7	0.07	25	0.25	48	304	2.98	30	16	84	100	0.98	5	0
1997	98-31	405	4.13	164	1022	.236	10	0.10	33	0.34	0	327	3.34	0	8	36	44	0.45	0	0
1998	111-32	513	4.62	217	1307	.226	16	0.14	44	0.40	0	391	3.52	0	7	22	29	0.26	0	0
TOTAL	426-63	1371	3.22	559	3437	.236	51	0.12	118	0.28	80	1180	2.77	44	55	219	274	0.64	13	0

HILL, Carrie

Season	sp-mp	k	k/s	e	ta	pct	a	a/s	sa	sa/s	se	dig	d/s	re	bs	ba	tb	b/s	be	bhe
1998	5-5	6	1.20	5	21	.048	1	0.20	1	0.20	0	10	2.00	0	0	0	0	0.00	0	0
TOTAL	5-5	6	1.20	5	21	.048	1	0.20	1	0.20	0	10	2.00	0	0	0	0	0.00	0	0

HOLLAND, Brittany

Season	sp-mp	k	k/s	e	ta	pct	a	a/s	sa	sa/s	se	dig	d/s	re	bs	ba	tb	b/s	be	bhe
2009	94-26	2	0.02	3	13	-.077	3	0.03	19	0.20	13	184	1.96	11	0	0	0	0.00	0	0
TOTAL	94-26	2	0.02	3	13	-.077	3	0.03	19	0.20	13	184	1.96	11	0	0	0	0.00	0	0

HOUP, Megan

Season	sp-mp	k	k/s	e	ta	pct	a	a/s	sa	sa/s	se	dig	d/s	re	bs	ba	tb	b/s	be	bhe
1996	81-0	1	0.01	3	7	-.286	2	0.02	9	0.11	5	91	1.12	26	0	2	2	0.02	0	0
TOTAL	81-0	1	0.01	3	7	-.286	2	0.02	9	0.11	5	91	1.12	26	0	2	2	0.02	0	0

HOZESKA, Erica

Season	sp-mp	k	k/s	e	ta	pct	a	a/s	sa	sa/s	se	dig	d/s	re	bs	ba	tb	b/s	be	bhe
2011	2-2	0	0.00	0	0	.000	0	0.00	0	0.00	0	0	0.00	0	0	0	0	0.00	0	0
TOTAL	2-2	0	0.00	0	0	.000	0	0.00	0	0.00	0	0	0.00	0	0	0	0	0.00	0	0

HUNDELT, Missy

Season	sp-mp	k	k/s	e	ta	pct	a	a/s	sa	sa/s	se	dig	d/s	re	bs	ba	tb	b/s	be	bhe
2010	86-27	198	2.30	136	729	.085	28	0.33	10	0.12	18	196	2.28	19	4	30	34	0.40	3	1
2011	99-26	356	3.60	185	1017	.168	19	0.19	35	0.35	39	230	2.32	24	5	43	48	0.48	0	2
2012	108-28	369	3.42	132	971	.244	28	0.26	21	0.19	30	312	2.89	39	3	59	62	0.57	2	1
TOTAL	293-81	923	3.15	453	2717	.173	75	0.26	66	0.23	87	738	2.52	82	12	132	144	0.49	5	4



**INDIVIDUAL CAREER HISTORY** - Since 1985

HUNT, Harmony

Season	sp-mp	k	k/s	e	ta	pct	a	a/s	sa	sa/s	se	dig	d/s	re	bs	ba	tb	b/s	be	bhe
1995	33-0	12	0.36	4	31	.258	3	0.09	8	0.24	8	46	1.39	6	1	4	5	0.15	1	0
1996	48-0	28	0.58	29	119	-.008	8	0.17	7	0.15	6	65	1.35	6	5	20	25	0.52	10	0
1997	55-19	7	0.13	8	40	-.025	152	2.76	18	0.33	0	73	1.33	0	3	13	16	0.29	0	0
TOTAL	136-19	47	0.35	41	190	.032	163	1.20	33	0.24	14	184	1.35	12	9	37	46	0.34	11	0

JOHNSON, Nichele

Season	sp-mp	k	k/s	e	ta	pct	a	a/s	sa	sa/s	se	dig	d/s	re	bs	ba	tb	b/s	be	bhe
2010	31-14	30	0.97	20	82	.122	0	0.00	0	0.00	0	6	0.19	0	1	16	17	0.55	3	0
2011	102-29	119	1.17	91	349	.080	4	0.04	1	0.01	9	19	0.19	1	5	56	61	0.60	8	1
2012	51-20	75	1.47	38	197	.188	1	0.02	0	0.00	0	11	0.22	0	5	20	25	0.49	4	0
TOTAL	184-63	224	1.22	149	628	.119	5	0.03	1	0.01	9	36	0.20	1	11	92	103	0.56	15	1

JUHNKE, Dana

Season	sp-mp	k	k/s	e	ta	pct	a	a/s	sa	sa/s	se	dig	d/s	re	bs	ba	tb	b/s	be	bhe
2003	49-17	0	0.00	0	9	.000	5	0.10	0	0.00	0	141	2.88	22	0	0	0	0.00	0	1
TOTAL	49-17	0	0.00	0	9	.000	5	0.10	0	0.00	0	141	2.88	22	0	0	0	0.00	0	1

KAPFERER, Haley

Season	sp-mp	k	k/s	e	ta	pct	a	a/s	sa	sa/s	se	dig	d/s	re	bs	ba	tb	b/s	be	bhe
2007	49-20	8	0.16	4	36	.111	5	0.10	2	0.04	2	19	0.39	1	2	10	12	0.24	1	1
2008	95-27	156	1.64	52	388	.268	24	0.25	0	0.00	2	22	0.23	0	13	69	82	0.86	6	5
2009	73-24	121	1.66	44	367	.210	7	0.10	0	0.00	1	21	0.29	4	8	37	45	0.62	6	4
2010	96-29	170	1.77	65	476	.221	5	0.05	12	0.12	14	55	0.57	0	12	78	90	0.94	13	0
TOTAL	313-100	455	1.45	165	1267	.229	41	0.13	14	0.04	19	117	0.37	5	35	194	229	0.73	26	10

KATHE, Jennifer

Season	sp-mp	k	k/s	e	ta	pct	a	a/s	sa	sa/s	se	dig	d/s	re	bs	ba	tb	b/s	be	bhe
1986	81-0	101	1.25	46	289	.190	4	0.05	26	0.32	18	54	0.67	11	9	17	26	0.32	15	0
1987	92-0	151	1.64	65	389	.221	12	0.13	35	0.38	20	253	2.75	26	17	32	49	0.53	35	0
1988	109-0	190	1.74	79	613	.181	9	0.08	57	0.52	33	233	2.14	33	7	31	38	0.35	1	0
1989	85-0	111	1.31	46	281	.231	39	0.46	15	0.18	13	236	2.78	36	7	13	20	0.24	3	0
TOTAL	367-0	553	1.51	236	1572	.202	64	0.17	133	0.36	84	776	2.11	106	40	93	133	0.36	54	0

KELLY, Dawn

Season	sp-mp	k	k/s	e	ta	pct	a	a/s	sa	sa/s	se	dig	d/s	re	bs	ba	tb	b/s	be	bhe
1985	62-0	65	1.05	34	250	.124	11	0.18	7	0.11	14	87	1.40	83	8	12	20	0.32	17	0
1986	92-0	62	0.67	25	173	.214	4	0.04	9	0.10	10	7	0.08	3	38	26	64	0.70	11	0
TOTAL	154-0	127	0.82	59	423	.161	15	0.10	16	0.10	24	94	0.61	86	46	38	84	0.55	28	0

KENNEDY, Nickole

Season	sp-mp	k	k/s	e	ta	pct	a	a/s	sa	sa/s	se	dig	d/s	re	bs	ba	tb	b/s	be	bhe
2002	110-31	294	2.67	158	772	.176	17	0.15	4	0.04	15	37	0.34	5	7	69	76	0.69	6	7
TOTAL	110-31	294	2.67	158	772	.176	17	0.15	4	0.04	15	37	0.34	5	7	69	76	0.69	6	7



## INDIVIDUAL CAREER HISTORY - Since 1985

### KERN, Bri

Season	sp-mp	k	k/s	e	ta	pct	a	a/s	sa	sa/s	se	dig	d/s	re	bs	ba	tb	b/s	be	bhe
2010	88-29	14	0.16	18	85	-.047	28	0.32	15	0.17	34	238	2.70	23	0	2	2	0.02	0	1
2011	83-25	4	0.05	1	12	.250	30	0.36	15	0.18	42	192	2.31	24	0	1	1	0.01	0	0
TOTAL	171-54	18	0.11	19	97	-.010	58	0.34	30	0.18	76	430	2.51	47	0	3	3	0.02	0	1

### KING, Mekenzie

Season	sp-mp	k	k/s	e	ta	pct	a	a/s	sa	sa/s	se	dig	d/s	re	bs	ba	tb	b/s	be	bhe
2004	1-1	0	0.00	0	1	.000	0	0.00	0	0.00	1	0	0.00	0	0	0	0	0.00	0	0
TOTAL	1-1	0	0.00	0	1	.000	0	0.00	0	0.00	1	0	0.00	0	0	0	0	0.00	0	0

### KOENN, Debbie

Season	sp-mp	k	k/s	e	ta	pct	a	a/s	sa	sa/s	se	dig	d/s	re	bs	ba	tb	b/s	be	bhe
2001	13-12	6	0.46	9	29	-.103	0	0.00	0	0.00	3	10	0.77	2	1	3	4	0.31	1	0
TOTAL	13-12	6	0.46	9	29	-.103	0	0.00	0	0.00	3	10	0.77	2	1	3	4	0.31	1	0

### LASSEIGNE, Suzanne

Season	sp-mp	k	k/s	e	ta	pct	a	a/s	sa	sa/s	se	dig	d/s	re	bs	ba	tb	b/s	be	bhe
2009	58-22	77	1.33	42	269	.130	13	0.22	10	0.17	8	101	1.74	27	1	10	11	0.19	2	1
TOTAL	58-22	77	1.33	42	269	.130	13	0.22	10	0.17	8	101	1.74	27	1	10	11	0.19	2	1

### LESLIE, Cari

Season	sp-mp	k	k/s	e	ta	pct	a	a/s	sa	sa/s	se	dig	d/s	re	bs	ba	tb	b/s	be	bhe
2003	104-29	169	1.62	83	553	.156	18	0.17	21	0.20	29	287	2.76	34	0	20	20	0.19	4	4
2004	107-29	262	2.45	121	767	.184	33	0.31	18	0.17	21	290	2.71	23	6	38	44	0.41	4	4
2005	98-26	289	2.95	152	912	.150	33	0.34	29	0.30	21	330	3.37	46	6	33	39	0.40	3	3
2006	89-26	167	1.88	122	699	.064	36	0.40	19	0.21	21	337	3.79	25	4	24	28	0.31	3	0
TOTAL	398-110	887	2.23	478	2931	.140	120	0.30	87	0.22	92	1244	3.13	128	16	115	131	0.33	14	11

### LESLIE, Dana

Season	sp-mp	k	k/s	e	ta	pct	a	a/s	sa	sa/s	se	dig	d/s	re	bs	ba	tb	b/s	be	bhe
2006	29-15	10	0.34	9	60	.017	2	0.07	0	0.00	3	11	0.38	0	1	4	5	0.17	0	0
2007	101-28	34	0.34	31	238	.013	25	0.25	6	0.06	15	302	2.99	32	1	9	10	0.10	2	0
2008	90-27	16	0.18	13	66	.045	15	0.17	5	0.06	16	177	1.97	23	0	1	1	0.01	1	0
2009	1-1	0	0.00	0	0	.000	0	0.00	0	0.00	0	0	0.00	0	0	0	0	0.00	0	0
TOTAL	221-71	60	0.27	53	364	.019	42	0.19	11	0.05	34	490	2.22	55	2	14	16	0.07	3	0

### LINDER, Jennifer

Season	sp-mp	k	k/s	e	ta	pct	a	a/s	sa	sa/s	se	dig	d/s	re	bs	ba	tb	b/s	be	bhe
1991	102-0	7	0.07	10	40	-.075	1	0.01	15	0.15	15	208	2.04	39	2	0	2	0.02	0	0
TOTAL	102-0	7	0.07	10	40	-.075	1	0.01	15	0.15	15	208	2.04	39	2	0	2	0.02	0	0



INDIVIDUAL CAREER HISTORY - Since 1985

LONGO, Lori

Season	sp-mp	k	k/s	e	ta	pct	a	a/s	sa	sa/s	se	dig	d/s	re	bs	ba	tb	b/s	be	bhe
1986	88-0	104	1.18	57	318	.148	13	0.15	24	0.27	17	30	0.34	15	10	13	23	0.26	11	0
1987	92-0	153	1.66	64	391	.228	13	0.14	72	0.78	31	171	1.86	15	7	21	28	0.30	17	0
1988	124-0	293	2.36	93	828	.242	20	0.16	49	0.40	30	317	2.56	19	4	27	31	0.25	1	0
1989	108-0	188	1.74	88	668	.150	0	0.00	20	0.19	22	321	2.97	27	11	20	31	0.29	2	0
TOTAL	412-0	738	1.79	302	2205	.198	46	0.11	165	0.40	100	839	2.04	76	32	81	113	0.27	31	0

LUBEN, Heather

Season	sp-mp	k	k/s	e	ta	pct	a	a/s	sa	sa/s	se	dig	d/s	re	bs	ba	tb	b/s	be	bhe
1993	64-0	118	1.84	75	346	.124	16	0.25	18	0.28	18	164	2.56	19	6	12	18	0.28	2	0
1994	95-0	272	2.86	141	822	.159	15	0.16	21	0.22	34	303	3.19	14	2	18	20	0.21	7	0
1995	57-0	162	2.84	70	438	.210	11	0.19	12	0.21	23	241	4.23	13	7	24	31	0.54	3	0
1996	115-0	468	4.07	234	1247	.188	22	0.19	35	0.30	42	448	3.90	37	11	46	57	0.50	10	0
TOTAL	331-0	1020	3.08	520	2853	.175	64	0.19	86	0.26	117	1156	3.49	83	26	100	126	0.38	22	0

LYCZKOWSKI, Melissa

Season	sp-mp	k	k/s	e	ta	pct	a	a/s	sa	sa/s	se	dig	d/s	re	bs	ba	tb	b/s	be	bhe
1998	111-32	31	0.28	21	117	.085	1289	11.61	21	0.19	0	282	2.54	0	2	21	23	0.21	0	0
1999	112-32	50	0.45	19	134	.231	1373	12.26	26	0.23	19	349	3.12	1	2	43	45	0.40	8	0
2000	102-29	35	0.34	17	122	.148	1119	10.97	20	0.20	32	232	2.27	0	3	17	20	0.20	17	0
2001	98-28	20	0.20	36	120	-.133	1039	10.60	28	0.29	16	246	2.51	2	0	12	12	0.12	6	23
TOTAL	423-121	136	0.32	93	493	.087	4820	11.39	95	0.22	67	1109	2.62	3	7	93	100	0.24	31	23

LYMAN, Lori

Season	sp-mp	k	k/s	e	ta	pct	a	a/s	sa	sa/s	se	dig	d/s	re	bs	ba	tb	b/s	be	bhe
2001	72-26	22	0.31	10	79	.152	9	0.12	31	0.43	20	105	1.46	19	2	13	15	0.21	4	1
2002	106-30	180	1.70	84	548	.175	17	0.16	21	0.20	26	176	1.66	20	6	62	68	0.64	7	6
2003	90-27	169	1.88	92	526	.146	41	0.46	19	0.21	23	90	1.00	5	2	80	82	0.91	4	4
2004	1-1	0	0.00	0	0	.000	0	0.00	0	0.00	0	0	0.00	0	0	0	0	0.00	0	0
TOTAL	269-84	371	1.38	186	1153	.160	67	0.25	71	0.26	69	371	1.38	44	10	155	165	0.61	15	11

MacMUNN, Michelle

Season	sp-mp	k	k/s	e	ta	pct	a	a/s	sa	sa/s	se	dig	d/s	re	bs	ba	tb	b/s	be	bhe
2005	2-2	0	0.00	1	1	-1.000	0	0.00	0	0.00	0	0	0.00	0	0	1	1	0.50	0	0
TOTAL	2-2	0	0.00	1	1	-1.000	0	0.00	0	0.00	0	0	0.00	0	0	1	1	0.50	0	0

MANG, Stacie

Season	sp-mp	k	k/s	e	ta	pct	a	a/s	sa	sa/s	se	dig	d/s	re	bs	ba	tb	b/s	be	bhe
2004	24-12	0	0.00	0	3	.000	11	0.46	0	0.00	1	27	1.12	1	0	0	0	0.00	0	0
TOTAL	24-12	0	0.00	0	3	.000	11	0.46	0	0.00	1	27	1.12	1	0	0	0	0.00	0	0

MAY, Angie

Season	sp-mp	k	k/s	e	ta	pct	a	a/s	sa	sa/s	se	dig	d/s	re	bs	ba	tb	b/s	be	bhe
1994	75-0	202	2.69	93	553	.197	15	0.20	32	0.43	32	218	2.91	29	12	37	49	0.65	9	0
1995	99-0	290	2.93	123	757	.221	12	0.12	27	0.27	47	330	3.33	21	24	70	94	0.95	18	0
TOTAL	174-0	492	2.83	216	1310	.211	27	0.16	59	0.34	79	548	3.15	50	36	107	143	0.82	27	0



**INDIVIDUAL CAREER HISTORY** - Since 1985

MCDONALD, Janelle

Season	sp-mp	k	k/s	e	ta	pci	a	a/s	sa	sa/s	se	dig	d/s	re	bs	ba	tb	b/s	be	bhe
2003	65-27	1	0.02	4	11	-.273	5	0.08	6	0.09	6	91	1.40	44	0	0	0	0.00	0	1
2004	55-22	0	0.00	3	8	-.375	7	0.13	11	0.20	17	135	2.45	36	0	0	0	0.00	0	0
2005	109-29	19	0.17	25	109	-.055	17	0.16	23	0.21	38	263	2.41	46	0	1	1	0.01	0	5
2006	109-32	2	0.02	4	28	-.071	35	0.32	19	0.17	29	346	3.17	49	0	0	0	0.00	0	2
<b>TOTAL</b>	<b>338-110</b>	<b>22</b>	<b>0.07</b>	<b>36</b>	<b>156</b>	<b>-.090</b>	<b>64</b>	<b>0.19</b>	<b>59</b>	<b>0.17</b>	<b>90</b>	<b>835</b>	<b>2.47</b>	<b>175</b>	<b>0</b>	<b>1</b>	<b>1</b>	<b>0.00</b>	<b>0</b>	<b>8</b>

McNEAL, Brittany

Season	sp-mp	k	k/s	e	ta	pci	a	a/s	sa	sa/s	se	dig	d/s	re	bs	ba	tb	b/s	be	bhe
2008	54-21	0	0.00	0	2	.000	4	0.07	6	0.11	8	78	1.44	7	0	0	0	0.00	0	0
2009	103-28	3	0.03	3	8	.000	23	0.22	8	0.08	12	208	2.02	18	0	0	0	0.00	0	1
2010	92-28	3	0.03	3	10	.000	48	0.52	6	0.07	14	267	2.90	29	0	0	0	0.00	0	1
<b>TOTAL</b>	<b>249-77</b>	<b>6</b>	<b>0.02</b>	<b>6</b>	<b>20</b>	<b>.000</b>	<b>75</b>	<b>0.30</b>	<b>20</b>	<b>0.08</b>	<b>34</b>	<b>553</b>	<b>2.22</b>	<b>54</b>	<b>0</b>	<b>0</b>	<b>0</b>	<b>0.00</b>	<b>0</b>	<b>2</b>

MEECH, Kristen

Season	sp-mp	k	k/s	e	ta	pci	a	a/s	sa	sa/s	se	dig	d/s	re	bs	ba	tb	b/s	be	bhe
1998	104-32	202	1.94	91	580	.191	13	0.12	0	0.00	0	32	0.31	0	35	81	116	1.12	0	0
1999	108-32	256	2.37	83	662	.261	19	0.18	17	0.16	39	244	2.26	15	38	169	207	1.92	22	0
2000	101-29	322	3.19	92	739	.311	15	0.15	15	0.15	29	145	1.44	29	33	90	123	1.22	27	0
2001	96-28	275	2.86	85	655	.290	24	0.25	23	0.24	36	159	1.66	31	21	95	116	1.21	21	4
<b>TOTAL</b>	<b>409-121</b>	<b>1055</b>	<b>2.58</b>	<b>351</b>	<b>2636</b>	<b>.267</b>	<b>71</b>	<b>0.17</b>	<b>55</b>	<b>0.13</b>	<b>104</b>	<b>580</b>	<b>1.42</b>	<b>75</b>	<b>127</b>	<b>435</b>	<b>562</b>	<b>1.37</b>	<b>70</b>	<b>4</b>

MEESE, Julie

Season	sp-mp	k	k/s	e	ta	pci	a	a/s	sa	sa/s	se	dig	d/s	re	bs	ba	tb	b/s	be	bhe
1986	93-0	4	0.04	0	0	.000	293	3.15	21	0.23	10	26	0.28	2	2	0	2	0.02	3	0
1987	101-0	12	0.12	7	34	.147	438	4.34	63	0.62	5	117	1.16	0	0	0	0	0.00	3	0
1988	129-0	41	0.32	20	152	.138	1173	9.09	47	0.36	6	310	2.40	1	2	1	3	0.02	0	0
1989	122-0	5	0.04	3	0	.000	513	4.20	8	0.07	0	222	1.82	0	0	1	1	0.01	10	0
<b>TOTAL</b>	<b>445-0</b>	<b>62</b>	<b>0.14</b>	<b>30</b>	<b>186</b>	<b>.172</b>	<b>2417</b>	<b>5.43</b>	<b>139</b>	<b>0.31</b>	<b>21</b>	<b>675</b>	<b>1.52</b>	<b>3</b>	<b>4</b>	<b>2</b>	<b>6</b>	<b>0.01</b>	<b>16</b>	<b>0</b>

MILLER, Brandice

Season	sp-mp	k	k/s	e	ta	pci	a	a/s	sa	sa/s	se	dig	d/s	re	bs	ba	tb	b/s	be	bhe
2004	18-13	2	0.11	2	16	.000	0	0.00	2	0.11	4	13	0.72	3	0	0	0	0.00	0	0
<b>TOTAL</b>	<b>18-13</b>	<b>2</b>	<b>0.11</b>	<b>2</b>	<b>16</b>	<b>.000</b>	<b>0</b>	<b>0.00</b>	<b>2</b>	<b>0.11</b>	<b>4</b>	<b>13</b>	<b>0.72</b>	<b>3</b>	<b>0</b>	<b>0</b>	<b>0</b>	<b>0.00</b>	<b>0</b>	<b>0</b>

MONTGOMERY, Kerry

Season	sp-mp	k	k/s	e	ta	pci	a	a/s	sa	sa/s	se	dig	d/s	re	bs	ba	tb	b/s	be	bhe
2000	42-19	1	0.02	0	6	.167	3	0.07	9	0.21	17	52	1.24	10	0	0	0	0.00	1	0
<b>TOTAL</b>	<b>42-19</b>	<b>1</b>	<b>0.02</b>	<b>0</b>	<b>6</b>	<b>.167</b>	<b>3</b>	<b>0.07</b>	<b>9</b>	<b>0.21</b>	<b>17</b>	<b>52</b>	<b>1.24</b>	<b>10</b>	<b>0</b>	<b>0</b>	<b>0</b>	<b>0.00</b>	<b>1</b>	<b>0</b>

MORISON, Choei

Season	sp-mp	k	k/s	e	ta	pci	a	a/s	sa	sa/s	se	dig	d/s	re	bs	ba	tb	b/s	be	bhe
1991	26-0	10	0.38	13	25	-.120	1	0.04	5	0.19	13	30	1.15	4	0	0	0	0.00	4	0
1992	19-0	5	0.26	8	33	-.091	0	0.00	7	0.37	9	26	1.37	9	1	2	3	0.16	1	0
<b>TOTAL</b>	<b>45-0</b>	<b>15</b>	<b>0.33</b>	<b>21</b>	<b>58</b>	<b>-.103</b>	<b>1</b>	<b>0.02</b>	<b>12</b>	<b>0.27</b>	<b>22</b>	<b>56</b>	<b>1.24</b>	<b>13</b>	<b>1</b>	<b>2</b>	<b>3</b>	<b>0.07</b>	<b>5</b>	<b>0</b>





## INDIVIDUAL CAREER HISTORY - Since 1985

### MUIR, Erin

Season	sp-mp	k	k/s	e	ta	pct	a	a/s	sa	sa/s	se	dig	d/s	re	bs	ba	tb	b/s	be	bhe
2012	97-28	13	0.13	4	40	.225	478	4.93	17	0.18	32	120	1.24	0	0	0	0	0.00	2	28
TOTAL	97-28	13	0.13	4	40	.225	478	4.93	17	0.18	32	120	1.24	0	0	0	0	0.00	2	28

### NAGY, Amber

Season	sp-mp	k	k/s	e	ta	pct	a	a/s	sa	sa/s	se	dig	d/s	re	bs	ba	tb	b/s	be	bhe
1997	112-34	257	2.29	100	757	.207	18	0.16	17	0.15	0	304	2.71	0	7	29	36	0.32	0	0
1998	98-30	214	2.18	70	667	.216	15	0.15	25	0.26	0	309	3.15	0	9	29	38	0.39	0	0
1999	107-32	316	2.95	80	929	.254	10	0.09	27	0.25	42	412	3.85	38	4	50	54	0.50	7	0
2000	56-21	99	1.77	37	279	.222	5	0.09	10	0.18	12	161	2.88	13	0	9	9	0.16	2	0
TOTAL	373-117	886	2.38	287	2632	.228	48	0.13	79	0.21	54	1186	3.18	51	20	117	137	0.37	9	0

### NEUBAUER, Cindy

Season	sp-mp	k	k/s	e	ta	pct	a	a/s	sa	sa/s	se	dig	d/s	re	bs	ba	tb	b/s	be	bhe
1992	92-0	241	2.62	87	623	.247	0	0.00	15	0.16	35	160	1.74	7	12	34	46	0.50	17	0
1993	91-0	186	2.04	84	515	.198	29	0.32	3	0.03	13	105	1.15	12	5	35	40	0.44	9	0
1994	114-0	266	2.33	121	624	.232	28	0.25	4	0.04	6	73	0.64	3	8	45	53	0.46	13	0
1995	97-0	203	2.09	101	566	.180	26	0.27	10	0.10	7	117	1.21	7	5	56	61	0.63	3	0
TOTAL	394-0	896	2.27	393	2328	.216	83	0.21	32	0.08	61	455	1.15	29	30	170	200	0.51	42	0

### NILSSON-MURCKO, Amy

Season	sp-mp	k	k/s	e	ta	pct	a	a/s	sa	sa/s	se	dig	d/s	re	bs	ba	tb	b/s	be	bhe
1993	59-0	47	0.80	32	174	.086	6	0.10	2	0.03	124	55	0.93	11	10	28	38	0.64	5	0
1994	70-0	132	1.89	57	372	.202	9	0.13	7	0.10	14	94	1.34	12	12	45	57	0.81	13	0
TOTAL	129-0	179	1.39	89	546	.165	15	0.12	9	0.07	138	149	1.16	23	22	73	95	0.74	18	0

### O'HARA, Kaitlin

Season	sp-mp	k	k/s	e	ta	pct	a	a/s	sa	sa/s	se	dig	d/s	re	bs	ba	tb	b/s	be	bhe
2006	82-26	197	2.40	102	595	.160	9	0.11	0	0.00	1	28	0.34	0	9	60	69	0.84	5	1
2007	57-25	55	0.96	26	156	.186	5	0.09	0	0.00	0	5	0.09	0	5	19	24	0.42	1	0
2008	104-28	225	2.16	111	734	.155	4	0.04	0	0.00	0	51	0.49	2	14	37	51	0.49	6	1
2009	90-27	187	2.08	102	637	.133	4	0.04	1	0.01	2	61	0.68	7	11	42	53	0.59	4	0
TOTAL	333-106	664	1.99	341	2122	.152	22	0.07	1	0.00	3	145	0.44	9	39	158	197	0.59	16	2

### OBONNA, Tracy

Season	sp-mp	k	k/s	e	ta	pct	a	a/s	sa	sa/s	se	dig	d/s	re	bs	ba	tb	b/s	be	bhe
2005	74-24	136	1.84	80	497	.113	16	0.22	3	0.04	3	62	0.84	16	5	12	17	0.23	4	1
TOTAL	74-24	136	1.84	80	497	.113	16	0.22	3	0.04	3	62	0.84	16	5	12	17	0.23	4	1

### PASQUINELLI, Angie

Season	sp-mp	k	k/s	e	ta	pct	a	a/s	sa	sa/s	se	dig	d/s	re	bs	ba	tb	b/s	be	bhe
2002	115-32	40	0.35	41	142	-.007	1011	8.79	28	0.24	52	197	1.71	2	1	22	23	0.20	8	32
2003	80-27	30	0.38	14	96	.167	532	6.65	23	0.29	42	109	1.36	2	0	12	12	0.15	3	29
2004	115-31	87	0.76	40	255	.184	1276	11.10	34	0.30	27	252	2.19	3	1	39	40	0.35	10	41
2005	109-29	100	0.92	33	326	.206	1209	11.09	43	0.39	29	305	2.80	2	1	29	30	0.28	4	43
TOTAL	419-119	257	0.61	128	819	.158	4028	9.61	128	0.31	150	863	2.06	9	3	102	105	0.25	25	145



## INDIVIDUAL CAREER HISTORY - Since 1985

### PENCE, Michelle

Season	sp-mp	k	k/s	e	ta	pct	a	a/s	sa	sa/s	se	dig	d/s	re	bs	ba	tb	b/s	be	bhe
1988	10-0	1	0.10	1	2	.000	1	0.10	0	0.00	3	2	0.20	1	0	2	2	0.20	0	0
1990	58-0	57	0.98	24	198	.167	2	0.03	7	0.12	4	36	0.62	13	9	26	35	0.60	13	0
1991	110-0	154	1.40	69	445	.191	4	0.04	47	0.43	36	178	1.62	24	46	77	123	1.12	29	0
1992	70-0	74	1.06	39	221	.158	0	0.00	11	0.16	21	53	0.76	5	16	41	57	0.81	26	0
TOTAL	248-0	286	1.15	133	866	.177	7	0.03	65	0.26	64	269	1.08	43	71	146	217	0.88	68	0

### PENZA, Marla

Season	sp-mp	k	k/s	e	ta	pct	a	a/s	sa	sa/s	se	dig	d/s	re	bs	ba	tb	b/s	be	bhe
1986	55-0	0	0.00	0	0	.000	0	0.00	2	0.04	3	23	0.42	9	0	0	0	0.00	0	0
TOTAL	55-0	0	0.00	0	0	.000	0	0.00	2	0.04	3	23	0.42	9	0	0	0	0.00	0	0

### PIROTTE, Jaime

Season	sp-mp	k	k/s	e	ta	pct	a	a/s	sa	sa/s	se	dig	d/s	re	bs	ba	tb	b/s	be	bhe
1993	83-0	55	0.66	22	190	.174	730	8.80	17	0.20	46	173	2.08	0	33	16	49	0.59	7	0
1994	110-0	83	0.75	50	268	.123	1133	10.30	44	0.40	49	309	2.81	5	4	36	40	0.36	18	0
1995	92-0	53	0.58	28	179	.140	982	10.67	32	0.35	70	282	3.07	2	4	27	31	0.34	11	0
1996	103-0	51	0.50	33	168	.107	879	8.53	15	0.15	35	221	2.15	6	4	24	28	0.27	9	0
TOTAL	388-0	242	0.62	133	805	.135	3724	9.60	108	0.28	200	985	2.54	13	45	103	148	0.38	45	0

### POMPER, Rose

Season	sp-mp	k	k/s	e	ta	pct	a	a/s	sa	sa/s	se	dig	d/s	re	bs	ba	tb	b/s	be	bhe
1989	14-0	36	2.57	13	52	.442	0	0.00	0	0.00	0	3	0.21	0	0	0	0	0.00	0	0
TOTAL	14-0	36	2.57	13	52	.442	0	0.00	0	0.00	0	3	0.21	0	0	0	0	0.00	0	0

### POUNDERS, Melanie

Season	sp-mp	k	k/s	e	ta	pct	a	a/s	sa	sa/s	se	dig	d/s	re	bs	ba	tb	b/s	be	bhe
2001	48-23	21	0.44	11	63	.159	3	0.06	4	0.08	8	59	1.23	13	1	12	13	0.27	2	0
2002	86-26	153	1.78	116	559	.066	8	0.09	5	0.06	39	152	1.77	25	1	29	30	0.35	5	0
2003	106-29	250	2.36	93	639	.246	12	0.11	19	0.18	58	90	0.85	3	24	106	130	1.23	12	3
2004	113-31	341	3.02	175	1026	.162	25	0.22	20	0.18	43	278	2.46	44	17	52	69	0.61	6	6
TOTAL	353-109	765	2.17	395	2287	.162	48	0.14	48	0.14	148	579	1.64	85	43	199	242	0.69	25	9

### QUARTRARO, Ann

Season	sp-mp	k	k/s	e	ta	pct	a	a/s	sa	sa/s	se	dig	d/s	re	bs	ba	tb	b/s	be	bhe
1985	61-0	42	0.69	32	194	.052	323	5.30	28	0.46	9	137	2.25	82	1	5	6	0.10	1	0
TOTAL	61-0	42	0.69	32	194	.052	323	5.30	28	0.46	9	137	2.25	82	1	5	6	0.10	1	0

### RASLEVICH, Jill

Season	sp-mp	k	k/s	e	ta	pct	a	a/s	sa	sa/s	se	dig	d/s	re	bs	ba	tb	b/s	be	bhe
1992	97-0	260	2.68	107	672	.228	0	0.00	53	0.55	50	405	4.18	48	7	14	21	0.22	8	0
1993	69-0	234	3.39	98	649	.210	14	0.20	16	0.23	30	270	3.91	13	2	15	17	0.25	4	0
1994	105-0	310	2.95	104	776	.265	32	0.30	27	0.26	36	389	3.70	31	9	29	38	0.36	16	0
1995	87-0	328	3.77	109	780	.281	18	0.21	28	0.32	27	431	4.95	15	10	28	38	0.44	2	0
TOTAL	358-0	1132	3.16	418	2877	.248	64	0.18	124	0.35	143	1495	4.18	107	28	86	114	0.32	30	0



## INDIVIDUAL CAREER HISTORY - Since 1985

### RECKTENWALT, Kristi

Season	sp-mp	k	k/s	e	ta	pci	a	a/s	sa	sa/s	se	dig	d/s	re	bs	ba	tb	b/s	be	bhe
1989	107-0	106	0.99	48	156	.372	0	0.00	20	0.19	31	102	0.95	57	36	55	91	0.85	3	0
1990	82-0	88	1.07	24	248	.258	1	0.01	18	0.22	19	155	1.89	54	24	42	66	0.80	5	0
TOTAL	189-0	194	1.03	72	404	.302	1	0.01	38	0.20	50	257	1.36	111	60	97	157	0.83	8	0

### REID, Tasha

Season	sp-mp	k	k/s	e	ta	pci	a	a/s	sa	sa/s	se	dig	d/s	re	bs	ba	tb	b/s	be	bhe
2007	0-0	0	0.00	0	0	.000	0	0.00	0	0.00	0	0	0.00	0	0	0	0	0.00	0	0
2008	101-28	154	1.52	71	516	.161	2	0.02	1	0.01	2	29	0.29	0	9	54	63	0.62	5	0
2009	63-21	84	1.33	48	304	.118	1	0.02	3	0.05	8	35	0.56	0	3	27	30	0.48	8	0
2010	88-27	179	2.03	87	568	.162	1	0.01	2	0.02	3	31	0.35	1	5	57	62	0.70	3	1
TOTAL	252-76	417	1.65	206	1388	.152	4	0.02	6	0.02	13	95	0.38	1	17	138	155	0.62	16	1

### RESINGER, Jen

Season	sp-mp	k	k/s	e	ta	pci	a	a/s	sa	sa/s	se	dig	d/s	re	bs	ba	tb	b/s	be	bhe
1997	62-27	38	0.61	26	116	.103	9	0.15	0	0.00	0	33	0.53	0	6	21	27	0.44	0	0
1998	14-8	11	0.79	7	29	.138	0	0.00	1	0.07	0	4	0.29	0	2	6	8	0.57	0	0
1999	81-32	79	0.98	38	202	.203	17	0.21	0	0.00	0	30	0.37	1	11	38	49	0.60	3	0
2000	68-29	35	0.51	19	95	.168	15	0.22	0	0.00	1	7	0.10	0	9	22	31	0.46	0	0
TOTAL	225-96	163	0.72	90	442	.165	41	0.18	1	0.00	1	74	0.33	1	28	87	115	0.51	3	0

### ROBINSON, Vickie

Season	sp-mp	k	k/s	e	ta	pci	a	a/s	sa	sa/s	se	dig	d/s	re	bs	ba	tb	b/s	be	bhe
1996	99-0	238	2.40	92	640	.228	16	0.16	28	0.28	62	248	2.51	29	22	67	89	0.90	17	0
1997	109-33	353	3.24	146	870	.238	40	0.37	34	0.31	0	309	2.83	0	36	63	99	0.91	0	0
1998	107-32	388	3.63	133	895	.285	22	0.21	12	0.11	0	300	2.80	0	21	59	80	0.75	0	0
1999	108-32	429	3.97	126	884	.343	25	0.23	45	0.42	33	336	3.11	34	31	106	137	1.27	10	0
TOTAL	423-97	1408	3.33	497	3289	.277	103	0.24	119	0.28	95	1193	2.82	63	110	295	405	0.96	27	0

### ROIDT, Angela

Season	sp-mp	k	k/s	e	ta	pci	a	a/s	sa	sa/s	se	dig	d/s	re	bs	ba	tb	b/s	be	bhe
2009	72-23	24	0.33	14	103	.097	704	9.78	11	0.15	9	128	1.78	0	1	29	30	0.42	6	21
TOTAL	72-23	24	0.33	14	103	.097	704	9.78	11	0.15	9	128	1.78	0	1	29	30	0.42	6	21

### ROYER, Colleen

Season	sp-mp	k	k/s	e	ta	pci	a	a/s	sa	sa/s	se	dig	d/s	re	bs	ba	tb	b/s	be	bhe
2000	41-14	53	1.29	48	163	.031	2	0.05	10	0.24	18	80	1.95	18	3	22	25	0.61	3	0
2001	87-28	260	2.99	106	658	.234	8	0.09	42	0.48	51	246	2.83	43	5	38	43	0.49	6	2
2002	98-27	310	3.16	138	858	.200	11	0.11	24	0.24	39	258	2.63	31	4	31	35	0.36	6	2
2003	106-29	422	3.98	172	1041	.240	18	0.17	30	0.28	39	308	2.91	28	4	50	54	0.51	2	1
TOTAL	332-98	1045	3.15	464	2720	.214	39	0.12	106	0.32	147	892	2.69	120	16	141	157	0.47	17	5

### RUDY, Tamara

Season	sp-mp	k	k/s	e	ta	pci	a	a/s	sa	sa/s	se	dig	d/s	re	bs	ba	tb	b/s	be	bhe
1996	50-0	30	0.60	19	102	.108	229	4.58	7	0.14	8	82	1.64	8	1	14	15	0.30	3	0
1997	113-34	54	0.48	45	194	.046	1010	8.94	23	0.20	0	253	2.24	0	5	31	36	0.32	0	0
1998	42-20	6	0.14	1	16	.312	116	2.76	5	0.12	0	50	1.19	0	0	4	4	0.10	0	0
1999	106-32	3	0.03	5	30	-.067	34	0.32	14	0.13	26	237	2.24	15	1	0	1	0.01	0	0
TOTAL	311-86	93	0.30	70	342	.067	1389	4.47	49	0.16	34	622	2.00	23	7	49	56	0.18	3	0



# INDIVIDUAL CAREER HISTORY - Since 1985

RYAN, Aly

Season	sp-mp	k	k/s	e	ta	pct	a	a/s	sa	sa/s	se	dig	d/s	re	bs	ba	tb	b/s	be	bhe
2012	92-29	113	1.23	46	326	.206	4	0.04	0	0.00	2	7	0.08	0	4	75	79	0.86	4	0
TOTAL	92-29	113	1.23	46	326	.206	4	0.04	0	0.00	2	7	0.08	0	4	75	79	0.86	4	0

SABATINI, Julie

Season	sp-mp	k	k/s	e	ta	pct	a	a/s	sa	sa/s	se	dig	d/s	re	bs	ba	tb	b/s	be	bhe
1985	59-0	66	1.12	46	309	.065	79	1.34	26	0.44	24	163	2.76	106	5	8	13	0.22	4	0
1986	93-0	9	0.10	3	16	.375	350	3.76	42	0.45	19	33	0.35	1	2	3	5	0.05	1	0
1987	81-0	59	0.73	26	191	.173	118	1.46	54	0.67	4	83	1.02	12	1	6	7	0.09	10	0
TOTAL	233-0	134	0.58	75	516	.114	547	2.35	122	0.52	47	279	1.20	119	8	17	25	0.11	15	0

SCHUSTER, Maria

Season	sp-mp	k	k/s	e	ta	pct	a	a/s	sa	sa/s	se	dig	d/s	re	bs	ba	tb	b/s	be	bhe
1990	8-0	1	0.12	0	4	.250	0	0.00	1	0.12	1	2	0.25	2	3	1	4	0.50	0	0
1991	47-0	71	1.51	29	174	.241	1	0.02	3	0.06	11	106	2.26	11	4	9	13	0.28	3	0
1992	75-0	148	1.97	71	481	.160	0	0.00	9	0.12	12	130	1.73	33	12	8	20	0.27	8	0
1993	104-0	195	1.88	85	565	.195	22	0.21	19	0.18	38	268	2.58	24	21	68	89	0.86	14	0
TOTAL	234-0	415	1.77	185	1224	.188	23	0.10	32	0.14	62	506	2.16	70	40	86	126	0.54	25	0

SCOTT, Nicole

Season	sp-mp	k	k/s	e	ta	pct	a	a/s	sa	sa/s	se	dig	d/s	re	bs	ba	tb	b/s	be	bhe
2000	77-29	177	2.30	118	575	.103	6	0.08	23	0.30	46	201	2.61	22	6	22	28	0.36	10	0
TOTAL	77-29	177	2.30	118	575	.103	6	0.08	23	0.30	46	201	2.61	22	6	22	28	0.36	10	0

SHEA, Katie

Season	sp-mp	k	k/s	e	ta	pct	a	a/s	sa	sa/s	se	dig	d/s	re	bs	ba	tb	b/s	be	bhe
2002	15-12	4	0.27	2	12	.167	0	0.00	0	0.00	6	3	0.20	1	0	1	1	0.07	1	0
2003	36-19	17	0.47	9	47	.170	4	0.11	4	0.11	4	9	0.25	1	4	11	15	0.42	12	0
2004	89-25	181	2.03	100	488	.166	8	0.09	44	0.49	52	66	0.74	2	22	82	104	1.17	13	3
2005	109-29	269	2.47	104	656	.252	8	0.07	0	0.00	5	55	0.50	0	28	78	106	0.97	31	1
TOTAL	249-85	471	1.89	215	1203	.213	20	0.08	48	0.19	67	133	0.53	4	54	172	226	0.91	57	4

SHIVES, Laurie

Season	sp-mp	k	k/s	e	ta	pct	a	a/s	sa	sa/s	se	dig	d/s	re	bs	ba	tb	b/s	be	bhe
2007	117-30	4	0.03	3	15	.067	35	0.30	29	0.25	26	437	3.74	49	0	0	0	0.00	0	0
2008	99-28	2	0.02	1	6	.167	30	0.30	28	0.28	16	248	2.51	37	0	0	0	0.00	0	0
2009	105-28	0	0.00	0	4	.000	23	0.22	23	0.22	33	432	4.11	42	0	0	0	0.00	0	2
TOTAL	321-86	6	0.02	4	25	.080	88	0.27	80	0.25	75	1117	3.48	128	0	0	0	0.00	0	2

SLAGLE, Beth

Season	sp-mp	k	k/s	e	ta	pct	a	a/s	sa	sa/s	se	dig	d/s	re	bs	ba	tb	b/s	be	bhe
1985	59-0	102	1.73	51	376	.136	10	0.17	15	0.25	12	184	3.12	105	4	7	11	0.19	2	0
TOTAL	59-0	102	1.73	51	376	.136	10	0.17	15	0.25	12	184	3.12	105	4	7	11	0.19	2	0



**INDIVIDUAL CAREER HISTORY** - Since 1985

**SOUBLIERE, Dani**

Season	sp-mp	k	k/s	e	ta	pct	a	a/s	sa	sa/s	se	dig	d/s	re	bs	ba	tb	b/s	be	bhe
2007	62-22	6	0.10	2	15	.267	128	2.06	3	0.05	19	32	0.52	0	0	3	3	0.05	1	6
2008	0-0	0	0.00	0	0	.000	0	0.00	0	0.00	0	0	0.00	0	0	0	0	0.00	0	0
2009	42-16	21	0.50	11	79	.127	315	7.50	6	0.14	12	59	1.40	0	2	12	14	0.33	7	20
2010	97-29	88	0.91	27	254	.240	701	7.23	17	0.18	46	132	1.36	2	2	36	38	0.39	8	26
TOTAL	201-67	115	0.57	40	348	.216	1144	5.69	26	0.13	77	223	1.11	2	4	51	55	0.27	16	52

**SPANGLER, Kelly**

Season	sp-mp	k	k/s	e	ta	pct	a	a/s	sa	sa/s	se	dig	d/s	re	bs	ba	tb	b/s	be	bhe
1986	72-0	110	1.53	72	261	.146	10	0.14	39	0.54	30	20	0.28	28	6	7	13	0.18	8	0
1987	76-0	128	1.68	80	364	.132	10	0.13	10	0.13	1	65	0.86	8	5	22	27	0.36	22	0
TOTAL	148-0	238	1.61	152	625	.138	20	0.14	49	0.33	31	85	0.57	36	11	29	40	0.27	30	0

**STEER, Lisa**

Season	sp-mp	k	k/s	e	ta	pct	a	a/s	sa	sa/s	se	dig	d/s	re	bs	ba	tb	b/s	be	bhe
1986	4-0	0	0.00	1	2	-.500	0	0.00	0	0.00	0	0	0.00	1	1	0	1	0.25	0	0
TOTAL	4-0	0	0.00	1	2	-.500	0	0.00	0	0.00	0	0	0.00	1	1	0	1	0.25	0	0

**STIEBER, Sandy**

Season	sp-mp	k	k/s	e	ta	pct	a	a/s	sa	sa/s	se	dig	d/s	re	bs	ba	tb	b/s	be	bhe
1988	71-0	65	0.92	27	215	.177	3	0.04	3	0.04	6	53	0.75	7	2	14	16	0.23	0	0
1989	112-0	220	1.96	104	734	.158	0	0.00	16	0.14	21	248	2.21	43	29	24	53	0.47	0	0
1990	119-0	230	1.93	92	647	.213	15	0.13	23	0.19	33	299	2.51	70	16	30	46	0.39	17	0
1991	113-0	283	2.50	111	756	.228	18	0.16	22	0.19	29	350	3.10	71	21	37	58	0.51	14	0
TOTAL	415-0	798	1.92	334	2352	.197	36	0.09	64	0.15	89	950	2.29	191	68	105	173	0.42	31	0

**SVETTE, Laura**

Season	sp-mp	k	k/s	e	ta	pct	a	a/s	sa	sa/s	se	dig	d/s	re	bs	ba	tb	b/s	be	bhe
2001	90-28	155	1.72	101	495	.109	18	0.20	4	0.04	14	100	1.11	22	5	38	43	0.48	15	1
TOTAL	90-28	155	1.72	101	495	.109	18	0.20	4	0.04	14	100	1.11	22	5	38	43	0.48	15	1

**SYLAK, Rebecca**

Season	sp-mp	k	k/s	e	ta	pct	a	a/s	sa	sa/s	se	dig	d/s	re	bs	ba	tb	b/s	be	bhe
1997	105-33	194	1.85	94	560	.179	13	0.12	35	0.33	0	185	1.76	0	20	68	88	0.84	0	0
1998	26-8	60	2.31	40	187	.107	8	0.31	5	0.19	0	34	1.31	0	2	8	10	0.38	0	0
1999	90-32	199	2.21	69	493	.264	32	0.36	3	0.03	5	52	0.58	0	12	96	108	1.20	12	0
2000	101-29	365	3.61	139	911	.248	55	0.54	29	0.29	42	183	1.81	7	13	68	81	0.80	8	0
2001	87-27	278	3.20	108	762	.223	41	0.47	18	0.21	28	164	1.89	4	7	69	76	0.87	8	1
TOTAL	409-129	1096	2.68	450	2913	.222	149	0.36	90	0.22	75	618	1.51	11	54	309	363	0.89	28	1

**THOMPSON, Lauren**

Season	sp-mp	k	k/s	e	ta	pct	a	a/s	sa	sa/s	se	dig	d/s	re	bs	ba	tb	b/s	be	bhe
2012	5-5	1	0.20	1	10	.000	0	0.00	0	0.00	0	1	0.20	0	0	0	0	0.00	0	0
TOTAL	5-5	1	0.20	1	10	.000	0	0.00	0	0.00	0	1	0.20	0	0	0	0	0.00	0	0



## INDIVIDUAL CAREER HISTORY - Since 1985

### THOMPSON, Nikki

Season	sp-mp	k	k/s	e	ta	pct	a	a/s	sa	sa/s	se	dig	d/s	re	bs	ba	tb	b/s	be	bhe
2012	78-26	0	0.00	1	5	-.200	17	0.22	20	0.26	15	126	1.62	11	0	0	0	0.00	1	2
TOTAL	78-26	0	0.00	1	5	-.200	17	0.22	20	0.26	15	126	1.62	11	0	0	0	0.00	1	2

### TREPAC, Amanda

Season	sp-mp	k	k/s	e	ta	pct	a	a/s	sa	sa/s	se	dig	d/s	re	bs	ba	tb	b/s	be	bhe
1999	2-0	0	0.00	0	0	.000	0	0.00	2	1.00	3	0	0.00	0	0	0	0	0.00	0	0
2000	8-6	0	0.00	0	1	.000	0	0.00	1	0.12	2	0	0.00	0	0	0	0	0.00	0	0
TOTAL	10-6	0	0.00	0	1	.000	0	0.00	3	0.30	5	0	0.00	0	0	0	0	0.00	0	0

### TROFF, Jenna

Season	sp-mp	k	k/s	e	ta	pct	a	a/s	sa	sa/s	se	dig	d/s	re	bs	ba	tb	b/s	be	bhe
2005	61-23	1	0.02	1	3	.000	7	0.11	6	0.10	4	70	1.15	12	0	0	0	0.00	0	1
2006	37-14	0	0.00	1	2	-.500	3	0.08	1	0.03	8	45	1.22	7	0	0	0	0.00	0	1
TOTAL	98-37	1	0.01	2	5	-.200	10	0.10	7	0.07	12	115	1.17	19	0	0	0	0.00	0	2

### TURNER, Danielle

Season	sp-mp	k	k/s	e	ta	pct	a	a/s	sa	sa/s	se	dig	d/s	re	bs	ba	tb	b/s	be	bhe
1989	90-0	0	0.00	3	8	-.375	0	0.00	1	0.01	9	68	0.76	31	0	0	0	0.00	0	0
1990	94-0	2	0.02	0	4	.500	1	0.01	12	0.13	20	85	0.90	41	0	5	5	0.05	0	0
TOTAL	184-0	2	0.01	3	12	-.083	1	0.01	13	0.07	29	153	0.83	72	0	5	5	0.03	0	0

### UNDERWOOD, Chesleigh

Season	sp-mp	k	k/s	e	ta	pct	a	a/s	sa	sa/s	se	dig	d/s	re	bs	ba	tb	b/s	be	bhe
1997	57-22	79	1.39	55	242	.099	28	0.49	7	0.12	0	119	2.09	0	0	14	14	0.25	0	0
1998	32-16	62	1.94	30	149	.215	2	0.06	2	0.06	0	47	1.47	0	2	5	7	0.22	0	0
TOTAL	89-38	141	1.58	85	391	.143	30	0.34	9	0.10	0	166	1.87	0	2	19	21	0.24	0	0

### VAN DER SLUIJS, Gret

Season	sp-mp	k	k/s	e	ta	pct	a	a/s	sa	sa/s	se	dig	d/s	re	bs	ba	tb	b/s	be	bhe
2006	92-30	18	0.20	19	121	-.008	9	0.10	12	0.13	24	86	0.93	9	2	5	7	0.08	2	2
TOTAL	92-30	18	0.20	19	121	-.008	9	0.10	12	0.13	24	86	0.93	9	2	5	7	0.08	2	2

### WAGY, Kelsey

Season	sp-mp	k	k/s	e	ta	pct	a	a/s	sa	sa/s	se	dig	d/s	re	bs	ba	tb	b/s	be	bhe
2011	21-9	14	0.67	15	57	-.018	1	0.05	0	0.00	1	6	0.29	0	0	16	16	0.76	2	0
2012	21-12	24	1.14	12	87	.138	2	0.10	0	0.00	0	12	0.57	0	0	18	18	0.86	0	1
TOTAL	42-21	38	0.90	27	144	.076	3	0.07	0	0.00	1	18	0.43	0	0	34	34	0.81	2	1

### WALES, Chaney

Season	sp-mp	k	k/s	e	ta	pct	a	a/s	sa	sa/s	se	dig	d/s	re	bs	ba	tb	b/s	be	bhe
1988	17-0	7	0.41	11	18	-.222	0	0.00	1	0.06	4	8	0.47	6	1	0	1	0.06	0	0
1989	107-0	194	1.81	85	611	.178	35	0.33	10	0.09	16	109	1.02	11	10	22	32	0.30	1	0
1990	112-0	222	1.98	71	631	.239	18	0.16	25	0.22	59	200	1.79	58	3	15	18	0.16	5	0
1991	102-0	171	1.68	55	714	.162	21	0.21	33	0.32	63	338	3.31	32	7	21	28	0.27	9	0
TOTAL	338-0	594	1.76	222	1974	.188	74	0.22	69	0.20	142	655	1.94	107	21	58	79	0.23	15	0



## INDIVIDUAL CAREER HISTORY - Since 1985

### WALLACE, Sylvia

Season	sp-mp	k	k/s	e	ta	pct	a	a/s	sa	sa/s	se	dig	d/s	re	bs	ba	tb	b/s	be	bhe
1986	12-0	6	0.50	2	9	.444	1	0.08	0	0.00	0	2	0.17	1	1	0	1	0.08	1	0
1987	87-0	7	0.08	4	25	.120	0	0.00	0	0.00	5	10	0.11	4	0	9	9	0.10	4	0
1988	30-0	10	0.33	8	41	.049	0	0.00	2	0.07	4	8	0.27	3	3	7	10	0.33	0	0
1989	59-0	45	0.76	13	132	.242	0	0.00	9	0.15	10	39	0.66	12	12	20	32	0.54	8	0
TOTAL	188-0	68	0.36	27	207	.198	1	0.01	11	0.06	19	59	0.31	20	16	36	52	0.28	13	0

### WATSON, Shannon

Season	sp-mp	k	k/s	e	ta	pct	a	a/s	sa	sa/s	se	dig	d/s	re	bs	ba	tb	b/s	be	bhe
2011	96-27	146	1.52	73	390	.187	0	0.00	11	0.11	40	37	0.39	1	7	73	80	0.83	8	3
2012	99-27	235	2.37	92	578	.247	5	0.05	1	0.01	13	30	0.30	1	5	72	77	0.78	9	2
TOTAL	195-54	381	1.95	165	968	.223	5	0.03	12	0.06	53	67	0.34	2	12	145	157	0.81	17	5

### WELLNER, Sarah

Season	sp-mp	k	k/s	e	ta	pct	a	a/s	sa	sa/s	se	dig	d/s	re	bs	ba	tb	b/s	be	bhe
2004	46-15	112	2.43	47	273	.238	2	0.04	3	0.07	3	52	1.13	17	4	11	15	0.33	6	2
TOTAL	46-15	112	2.43	47	273	.238	2	0.04	3	0.07	3	52	1.13	17	4	11	15	0.33	6	2

### WEST, Erika

Season	sp-mp	k	k/s	e	ta	pct	a	a/s	sa	sa/s	se	dig	d/s	re	bs	ba	tb	b/s	be	bhe
2011	103-29	1	0.01	7	25	-.240	46	0.45	23	0.22	25	312	3.03	29	0	0	0	0.00	1	0
2012	109-29	1	0.01	3	13	-.154	60	0.55	18	0.17	19	404	3.71	23	0	0	0	0.00	0	2
TOTAL	212-58	2	0.01	10	38	-.211	106	0.50	41	0.19	44	716	3.38	52	0	0	0	0.00	1	2

### WILLIAMS, Jennette

Season	sp-mp	k	k/s	e	ta	pct	a	a/s	sa	sa/s	se	dig	d/s	re	bs	ba	tb	b/s	be	bhe
1996	101-0	136	1.35	122	479	.029	15	0.15	30	0.30	32	209	2.07	23	4	34	38	0.38	12	0
1997	87-33	100	1.15	66	263	.129	18	0.21	22	0.25	0	110	1.26	0	12	43	55	0.63	0	0
1998	36-16	47	1.31	28	146	.130	5	0.14	3	0.08	0	22	0.61	0	7	18	25	0.69	0	0
1999	25-17	19	0.76	5	51	.275	2	0.08	4	0.16	6	5	0.20	0	4	9	13	0.52	0	0
TOTAL	249-66	302	1.21	221	939	.086	40	0.16	59	0.24	38	346	1.39	23	27	104	131	0.53	12	0

### WINDAU, Jen

Season	sp-mp	k	k/s	e	ta	pct	a	a/s	sa	sa/s	se	dig	d/s	re	bs	ba	tb	b/s	be	bhe
1990	89-0	86	0.97	41	265	.170	13	0.15	9	0.10	13	130	1.46	40	7	13	20	0.22	11	0
1991	110-0	221	2.01	72	639	.233	36	0.33	33	0.30	44	343	3.12	41	7	19	26	0.24	12	0
1992	76-0	158	2.08	98	564	.106	0	0.00	17	0.22	30	248	3.26	36	8	22	30	0.39	8	0
1993	106-0	334	3.15	117	948	.229	26	0.25	37	0.35	48	446	4.21	42	10	41	51	0.48	12	0
TOTAL	381-0	799	2.10	328	2416	.195	75	0.20	96	0.25	135	1167	3.06	159	32	95	127	0.33	43	0

### WINKLER, Nancy

Season	sp-mp	k	k/s	e	ta	pct	a	a/s	sa	sa/s	se	dig	d/s	re	bs	ba	tb	b/s	be	bhe
1986	93-0	208	2.24	61	520	.283	12	0.13	38	0.41	12	74	0.80	26	8	13	21	0.23	1	0
TOTAL	93-0	208	2.24	61	520	.283	12	0.13	38	0.41	12	74	0.80	26	8	13	21	0.23	1	0



**INDIVIDUAL CAREER HISTORY** - Since 1985

WOHLFEIL, Heather

Season	sp-mp	k	k/s	e	ta	pci	a	a/s	sa	sa/s	se	dig	d/s	re	bs	ba	tb	b/s	be	bhe
1996	96-0	196	2.04	88	545	.198	6	0.06	19	0.20	33	104	1.08	17	8	56	64	0.67	18	0
TOTAL	96-0	196	2.04	88	545	.198	6	0.06	19	0.20	33	104	1.08	17	8	56	64	0.67	18	0

WRIGHT, Katie

Season	sp-mp	k	k/s	e	ta	pci	a	a/s	sa	sa/s	se	dig	d/s	re	bs	ba	tb	b/s	be	bhe
1995	18-0	21	1.17	9	55	.218	2	0.11	3	0.17	5	32	1.78	1	0	4	4	0.22	2	0
1996	108-0	195	1.81	116	588	.134	17	0.16	11	0.10	17	303	2.81	42	8	50	58	0.54	18	0
1997	73-19	21	0.29	16	104	.048	14	0.19	2	0.03	0	145	1.99	0	3	12	15	0.21	0	0
1998	112-32	155	1.38	86	480	.144	38	0.34	13	0.12	0	381	3.40	0	13	66	79	0.71	0	0
TOTAL	311-51	392	1.26	227	1227	.134	71	0.23	29	0.09	22	861	2.77	43	24	132	156	0.50	20	0


\* - Individual career history includes stats from 1986 to 2012





**PROTECT YOUR ANKLE WITH THE PROVEN COMBINATION OF FLEXIBILITY AND RIGIDITY.**

**ANYTHING LESS IS A LIMP EXCUSE.**



## T2 : ACTIVE ANKLE

- solid U-shape design relieves pressure from the ankle joint and provides superior protection
- bilateral hinge allows freedom of motion
- single strap adjusts for high or low top shoes
- custom molded EVA padding for fit and comfort
- non-plastic components are replaceable



activeankle.com

The most trusted name in ankle protection.

