

# 2014 YOUNGSTOWN STATE BASEBALL

## QUICK FACTS & TABLE OF CONTENTS

### 2014 QUICK FACTS

Location: \_\_\_\_\_ Youngstown, Ohio  
 Founded: \_\_\_\_\_ 1908  
 Enrollment: \_\_\_\_\_ 13,381  
 President: \_\_\_\_\_ Dr. Randy Dunn  
 Executive Director of Athletics: \_\_\_\_\_ Ron Strollo  
 NCAA Faculty Representative: \_\_\_\_\_ Dr. Chet Cooper  
 Senior Woman Administrator: \_\_\_\_\_ Elaine Jacobs  
 Nickname: \_\_\_\_\_ Penguins  
 Colors: \_\_\_\_\_ Red and White  
 Affiliation: \_\_\_\_\_ NCAA Division I  
 Conference: \_\_\_\_\_ Horizon League  
 Home Field (Capacity): \_\_\_\_\_ Eastwood Field (6,000)  
 Surface: \_\_\_\_\_ Grass  
 Dimensions: \_\_\_\_\_ 335-380-405-380-335  
 Press Box Phone: \_\_\_\_\_ (330) 505-0000 ext. 229

### COACHING STAFF


Head Coach: \_\_\_\_\_ Steve Gillispie (Second Year)  
 Alma Mater: \_\_\_\_\_ Fort Hays State, 1989  
 Email: \_\_\_\_\_ sgillispie@ysu.edu  
 Twitter: \_\_\_\_\_ @YSUBasesball  
 Associate Head Coach: \_\_\_\_\_ Kevin Smallcomb  
 Assistant Coach/Recruiting: \_\_\_\_\_ Jason Neal  
 Assistant Coach/Pitching: \_\_\_\_\_ Craig Antush  
 Student Assistant: \_\_\_\_\_ Erik Okleson

### TEAM INFORMATION

2013 Overall Record: \_\_\_\_\_ 14-43  
 Horizon League Record \_\_\_\_\_ 8-16 (Fifth)  
 Horizon League Tournament \_\_\_\_\_ 0-2  
 Letterwinners Returning/Lost: \_\_\_\_\_ 18/16  
 Position Starters Returning/Lost \_\_\_\_\_ 5/4  
 Starting Pitchers Returning/Lost \_\_\_\_\_ 4/1  
 Newcomers: \_\_\_\_\_ 16

### SPORTS INFORMATION

Sports Information Director: \_\_\_\_\_ Trevor Parks  
 Assistant Director: \_\_\_\_\_ Jamie Hall  
 Assistant SID/Baseball Contact: \_\_\_\_\_ John Vogel  
 Vogel's Office: \_\_\_\_\_ (330) 941-1480  
 Vogel's Cell: \_\_\_\_\_ (330) 647-1150  
 Vogel's Email: \_\_\_\_\_ javogel@ysu.edu  
 Student Interns: \_\_\_\_\_ Kyle Kroynovich, Jordan  
 Stipanovich, Lauren Minenok  
 Sports Information Fax: \_\_\_\_\_ (330) 941-3191  
 Mailing Address: \_\_\_\_\_ One University Plaza  
 Youngstown, OH 44555  
 YSU Athletics Website: \_\_\_\_\_ YSUsports.com  
 Twitter \_\_\_\_\_ @YSUsports  
 Facebook \_\_\_\_\_ facebook.com/ysusports  
 YouTube \_\_\_\_\_ youtube.com/ysusports  
 Horizon League Contact: \_\_\_\_\_ Craig Hammel  
 Email: \_\_\_\_\_ chammel@horizonleague.com  
 Horizon League Phone: \_\_\_\_\_ (317) 237-5622  
 HL Website: \_\_\_\_\_ www.horizonleague.com



## TABLE OF CONTENTS

### 2014 Preview

Quick Facts \_\_\_\_\_ Page 1  
 Season Preview \_\_\_\_\_ Pages 2-3  
 Schedule \_\_\_\_\_ Page 3  
 Roster \_\_\_\_\_ Page 4

### Meet the Penguins

Head Coach Steve Gillispie \_\_\_\_\_ Page 5  
 Associate HC Kevin Smallcomb \_\_\_\_\_ Page 6  
 Assistant Coach Jason Neal \_\_\_\_\_ Page 6  
 Volunteer Assistant Craig Antush \_\_\_\_\_ Page 7  
 Support Staff \_\_\_\_\_ Page 7  
 Accardi, Arcuri, Cordova \_\_\_\_\_ Page 8  
 DiNello, Frey \_\_\_\_\_ Page 9  
 Fryan, Gillespie, Harless \_\_\_\_\_ Page 10  
 Hix, King, Konders \_\_\_\_\_ Page 11  
 Krokos, Larivee, Laver \_\_\_\_\_ Page 12  
 Lipari, Lujano \_\_\_\_\_ Page 13  
 Manuppelli, Moules \_\_\_\_\_ Page 14  
 North, O'Brien \_\_\_\_\_ Page 15

Quinlan, Rohan, Ross, Saluga \_\_\_\_\_ Page 16  
 Shirley, Shoemake \_\_\_\_\_ Page 17  
 Brad Smith, Ryan Smith, Sullivan \_\_\_\_\_ Page 18  
 Switka, Wellan \_\_\_\_\_ Page 19  
 White, Wight \_\_\_\_\_ Page 20  
 Willoughby, Yarabinec \_\_\_\_\_ Page 21  
 Eastwood Field \_\_\_\_\_ Page 22  
 Watson and Tressel Training Site \_\_\_\_\_ Page 23

### History

2013 Stats \_\_\_\_\_ Page 24  
 2013 Results/All-League Teams \_\_\_\_\_ Page 25  
 Year-By-Year Batting \_\_\_\_\_ Page 26  
 Year-By-Year Pitching \_\_\_\_\_ Page 27  
 Yearly Statistical Leaders \_\_\_\_\_ Pages 28-32  
 MLB Draft Picks/All-League Honors \_\_\_\_\_ Page 33  
 Team Records \_\_\_\_\_ Page 34-35  
 Individual Batting Records \_\_\_\_\_ Page 36-38  
 Individual Pitching Records \_\_\_\_\_ Page 39-40  
 All-Time Roster/Coaches \_\_\_\_\_ 41-43



Stay connected with your Penguins by downloading the **YSU Front Row** app! Available for iOS and Android devices for the 2013-14 season!



Search for "YSU Front Row"

**YSUsports.com/social**  
**#GoGuins**



The 2014 Youngstown State University baseball media guide is a publication of the YSU Sports Information Office. It was written and designed by Assistant SID John Vogel. Assistance provided by Trevor Parks and Jamie Hall. Photography by Ron Stevens, Carl Leet, Ron Garchar and Bruce Palmer.

## YSU Athletics Mission Statement

The mission of the Department of Intercollegiate Athletics at Youngstown State is to offer broad-based programs which accommodate the needs and interests of the students. The Intercollegiate Athletic Department is committed to: Welfare of student-athletes, Academic integrity, Sportsmanship and ethical integrity, Fiscal Integrity, Ethnic Integrity, Gender Equity and outreach.

# Season Preview: Seniors, Talented Newcomers Bring Optimism for 2014

The Youngstown State baseball team and head coach Steve Gillispie are counting on senior leadership, player development and an overall increase in talent resulting in a substantial improvement in the win column in 2014.

The Penguins were undeniably more competitive last season, the first under Gillispie, than it was in 2012. Against a tougher schedule, the team improved statistically across the board. The offense had a higher batting average and scored more than a half-a-run more per game on average. The pitching staff also lowered its ERA by more than a run. YSU beat West Virginia for the program's first win over a Big 12 team, and it led Wake Forest in the ninth inning before losing. It won a series against Wright State for the first time in seven years and won at Kent State for the first time since 2005. The gap was even closed in losses as the Penguins dropped 23 games by three runs or fewer.

Losing close games is far from the plan in year two of Gillispie's regime and for the group of 10 seniors. Gillispie believes the talent has significantly improved, and the team will be noticeably better in run prevention with upgrades in pitching depth and infield defense. Plus, he expects that this past fall that was dedicated to player development instead of the necessary player evaluation period for a first-year coach will pay dividends early.

"We had deficiencies last year, and recruiting was a huge part of filling the holes that we had," Gillispie said. "Our two biggest needs were infield defense and the depth and skill of our pitching staff. I think we now are above-average with our middle-infield defense. We have better front-end guys, and that allows our middle depth to be better. If you pitch better and play better defense, you're going to be much more competitive than you were."

There are 17 newcomers – out of 35 players on the roster – on the 2014 squad, and many are expected to contribute. Nine of those newcomers are freshmen,



*Phil Lipari is one of 10 seniors on the roster. He'll be a starting infielder for the fourth straight year.*

and eight are junior college transfers. Of those 17 newcomers, nine have the ability to pitch, and eight are capable of playing on the infield.

"The new guys have a notable skill level and baseball savvy," Gillispie said. "We have multi-tool guys who do exciting things naturally. We've been able to spend more time teaching how to play the game at a higher level instead of the basics."

Gillispie's optimism heading into 2014 isn't resting solely on the newcomers. He's got a trio of returning all-conference players and a weekend pitching rotation that he thinks can match up with most teams in the region.

All three Penguins who earned second-team All-Horizon League honors last season return as seniors in 2014. Catcher Josh White batted .303 and drove in 30 runs in the middle of the order last season, and he'll look to lead the pitching staff and infield once again as a senior. Phil Lipari, who set career highs in batting average, on-base percentage and RBIs last season at shortstop, will move to second base – a position he played primarily as a freshman – for his final campaign. Outfielder Nick DiNello is arguably the top returning

hitter, coming off a season in which he batted .311 and slugged .386.

There are four other returning players who appeared in at least 40 games last season, outfielders Mike Accardi, Jason Shirley and David Saluga and infielder Kevin Hix. The Penguins are also hoping to get a full healthy year out of outfielder Kris Moules, who batted .284 and started the first 26 games before he missed 28 contests with a hand injury. Jonas Wellan also returns after playing in 20 games as a freshman.

Freshman Anthony Rohan, a graduate of Youngstown Ursuline, is the only newcomer listed as an outfielder on the roster. The new infielders are freshmen Lorenzo Arcuri, Ryan Cordova, Joe King, Alex Larivee and Shane Willoughby, and juniors Brent Gillespie, Kurt Laver, Matt Sullivan and Shane Willoughby. Juniors Jake Fryman and Jake Ross will both add depth behind the plate behind White.

The top three candidates to hold spots in the weekend rotation are all upperclassmen right-handers. At the top is senior Patrick O'Brien, who will be in the starting rotation for the third straight year and led the ball club in wins, strikeouts and innings

### Season Preview Continued



Senior Patrick O'Brien leads a group of talented right-handers in the rotation.

last season. Nic Manuppelli will move from the closer's role to the rotation for his senior year. He was second in the conference in saves last year, and a solid summer pitching in the Cape Cod League caught the eyes of national scouts. Junior newcomer Brendon Shoemake is a 6-foot-5 righty who, like Manuppelli, has gotten attention from scouts as a professional prospect.

"I think it's got a chance to be a pretty productive staff," Gillispie said. "O'Brien is the softest thrower of the three, but he was touching 90 miles per hour this fall. He's ultra-competitive and wants to be out there in that role, and that's what you look for. Shoemake and Manuppelli both throw in the low 90s with good breaking balls. We've got above-average stuff in all three starters. Somebody is going to have to have a good mindset to handle them. I think our starters will be able to go deeper in games, and that will allow us to play matchups better in the middle and late innings."

Sophomore left-hander Jared Wight will enter the season as the No. 4 starter, and Gillispie said a number of players could be in the running to be the fifth starter when one is needed. Two of those contenders could be senior Robert Switka, who has made 20 previous starts in his career, and Russ Harless, who started three games last season and 11 as a freshman in 2012.

With Manuppelli moving from the back-end of the bullpen to the rotation, the Penguins may go closer-by-committee early in the season. Gillispie said senior left-hander Alex Frey has been outstanding this spring, and freshman Kevin Yarabinec has shown impressive potential. He's also singled out juniors Ryan Krokos and Anthony Konders as pitchers who could see time in big situations early. Junior right-handers Josh North and Brad Smith also return as bullpen options.

In addition to Shoemake and Konders, left-hander Austin Lujan is a junior addition to the pitching staff. Freshmen pitchers in addition to Yarabinec include King, a lefty, and right-handers Laver, Jeremy Quinlan, Ryan Smith and Willoughby.

### SCHEDULE

Fri.	Feb. 21	at UAB	Birmingham, Ala.	5 p.m.
Sat.	Feb. 22	at UAB	Birmingham, Ala.	2 p.m.
Sun.	Feb. 23	at UAB	Birmingham, Ala.	2 p.m.
Tue.	Feb. 25	at Alabama State	Montgomery, Ala.	7 p.m.
Wed.	Feb. 26	at Alabama State	Montgomery, Ala.	7 p.m.
Fri.	Feb. 28	vs. Appalachian State	Cary, N.C.	2 p.m.
Sat.	March 1	vs. Notre Dame	Cary, N.C.	11:30 a.m.
Sun.	March 2	vs. N.C. State	Cary, N.C.	1 p.m.
Fri.	March 7	at Cincinnati	Cincinnati, Ohio	4 p.m.
Sat.	March 8	at Cincinnati	Cincinnati, Ohio	4 p.m.
Sun.	March 9	at Cincinnati	Cincinnati, Ohio	1 p.m.
Tue.	March 11	at Eastern Kentucky	Richmond, Ky.	3 p.m.
Wed.	March 12	at Eastern Kentucky	Richmond, Ky.	3 p.m.
Fri.	March 14	at Oakland *	Rochester, Mich.	3 p.m.
Sat.	March 15	at Oakland *	Rochester, Mich.	1 p.m.
Sun.	March 16	at Oakland *	Rochester, Mich.	1 p.m.
Tue.	March 18	at Pittsburgh	Pittsburgh, Pa.	3 p.m.
Fri.	March 21	Milwaukee *	Eastwood Field	3 p.m.
Sat.	March 22	Milwaukee *	Eastwood Field	2 p.m.
Sun.	March 23	Milwaukee *	Eastwood Field	Noon
Wed.	March 26	at Ohio	Athens, Ohio	6 p.m.
Fri.	March 28	Wright State *	Eastwood Field	3 p.m.
Sat.	March 29	Wright State *	Eastwood Field	2 p.m.
Sun.	March 30	Wright State *	Eastwood Field	1 p.m.
Tue.	April 1	at Penn State	State College, Pa.	6:30 p.m.
Wed.	April 2	Pittsburgh	Eastwood Field	5:30 p.m.
Fri.	April 4	at UIC *	Chicago, Ill.	5:05 p.m.
Sat.	April 5	at UIC *	Chicago, Ill.	3:05 p.m.
Sun.	April 6	at UIC *	Chicago, Ill.	2:05 p.m.
Tue.	April 8	Kent State	Eastwood Field	5:30 p.m.
Fri.	April 11	at Valparaiso *	Valparaiso, Ind.	4 p.m.
Sat.	April 12	at Valparaiso *	Valparaiso, Ind.	1 p.m.
Sun.	April 13	at Valparaiso *	Valparaiso, Ind.	1 p.m.
Tue.	April 15	at Pittsburgh	Pittsburgh, Pa.	6 p.m.
Thu.	April 17	Oakland *	Eastwood Field	5:30 p.m.
Fri.	April 18	Oakland*	Eastwood Field	5:30 p.m.
Sat.	April 19	Oakland*	Eastwood Field	2 p.m.
Tue.	April 22	at Akron	Akron, Ohio	6 p.m.
Wed.	April 23	at Canisius	Buffalo, N.Y.	3 p.m.
Fri.	April 25	at Milwaukee *	Milwaukee, Wis.	4 p.m.
Sat.	April 26	at Milwaukee*	Milwaukee, Wis.	2 p.m.
Sun.	April 27	at Milwaukee *	Milwaukee, Wis.	1 p.m.
Tue.	April 29	Akron	Eastwood Field	1 p.m.
Wed.	April 30	at Kent State	Kent, Ohio	6 p.m.
Fri.	May 2	at Wright State *	Fairborn, Ohio	6:30 p.m.
Sat.	May 3	at Wright State *	Fairborn, Ohio	5 p.m.
Sun.	May 4	at Wright State *	Fairborn, Ohio	1 p.m.
Fri.	May 9	UIC *	Eastwood Field	11 a.m.
Sat.	May 10	UIC *	Eastwood Field	2 p.m.
Sun.	May 11	UIC *	Eastwood Field	Noon
Tue.	May 13	Toledo	Eastwood Field	TBA
Thu.	May 15	Valparaiso *	Eastwood Field	5:30 p.m.
Fri.	May 16	Valparaiso *	Eastwood Field	5:30 p.m.
Sat.	May 17	Valparaiso *	Eastwood Field	2 p.m.
W.-Sa.	May 21-24	Horizon League Tourn.	Mequon, Wis.	TBA

\* - Horizon League  
Schedule is subject to change.

# 2014 YOUNGSTOWN STATE BASEBALL

## 2014 ROSTER

# ROSTER

No.	Name	Pos.	Year	B/T	Ht.	Wt.	Hometown / HighSchool / Previous
1	Kevin Hix	IF/OF	Jr.	R/R	6-0	175	Burton, Ohio / Berkshire
2	Mike Accardi	OF	Sr.	L/L	5-9	185	Milford, Pa. / Delaware Valley / Lackawanna College
3	David Saluga	OF	Sr.	L/R	6-2	175	Hermitage, Pa. / Hickory
5	Jake Fryman	C	Jr.	R/R	6-2	220	Bellbrook, Ohio / Bellbrook / Delgado CC
6	Kurt Laver	P/IF	Jr.	R/R	6-0	185	Chico, Calif. / Pleasant Valley / Mendocino College
7	Shane Willoughby	IF	Fr.	R/R	5-9	170	Lawrence, Kan. / Lawrence
8	Kris Moules	OF/1B	Sr.	R/R	6-1	195	Larksville, Pa. / Wyoming Valley West / Lackawanna College
9	Lorenzo Arcuri	IF	Fr.	R/R	6-0	180	Sacramento, Calif. / Jesuit
10	Russ Harless	RHP	Jr.	R/R	6-3	190	Fairport Harbor, Ohio / Fairport Harding
11	Brent Gillespie	IF	Jr.	L/R	6-2	190	Penngrove, Calif. / Rancho Cotate / Santa Rosa JC
12	Jonas Wellan	C/1B	So.	L/R	6-0	225	Las Vegas, Nev. / Centennial
13	Phil Lipari	IF	Sr.	L/R	6-0	185	Poland, Ohio / Poland Seminary
14	Alex Frey	LHP	Sr.	L/L	5-9	165	Washington, Pa. / Trinity
15	Patrick O'Brien	RHP	Sr.	R/R	6-2	195	Boardman, Ohio / Boardman / Bowling Green
16	Joe King	P/IF	Fr.	L/L	6-0	185	Woodbridge, Va. / C.D. Hylton
17	Josh White	C	Sr.	R/R	6-2	205	Eynon, Pa. / Valley View / Lackawanna College
18	Brad Smith	RHP	Jr.	R/R	5-11	190	Canfield, Ohio / Canfield
19	Alex Larivee	IF	Fr.	R/R	6-1	185	Sacramento, Calif. / Jesuit
20	Jason Shirley	OF	Jr.	L/L	5-10	165	North Huntingdon, Pa. / Norwin
22	Nic Manuppelli	RHP	Sr.	R/R	6-3	225	Pittsburgh, Pa. / Plum
23	Josh North	RHP	Jr.	R/R	6-1	185	Barberton, Ohio / Barberton
24	Robert Switka	RHP	Sr.	R/R	6-5	225	Youngstown, Ohio / Ursuline
25	Jake Ross	C	Jr.	R/R	6-1	190	Covington, Wash. / Kentlake / Tacoma CC
26	Ryan Smith	RHP	Fr.	R/R	6-3	185	Hubbard, Ohio / Hubbard
27	Jared Wight	LHP	So.	L/L	6-4	185	Los Angeles, Calif. / La Serna
28	Anthony Rohan	OF	Fr.	R/R	5-10	185	Youngstown, Ohio / Ursuline
29	Austin Lujano	LHP	Jr.	L/L	6-0	175	Reno, Nev. / Galena / Mendocino College
30	Ryan Cordova	IF	Fr.	R/R	6-1	200	Whittier, Calif. / La Serna
31	Matt Sullivan	IF	Jr.	R/R	6-4	195	Centerville, Ohio / Centerville / Sinclair CC
32	Brendon Shoemake	RHP	Jr.	R/R	6-5	205	La Canada, Calif. / La Canada / Santa Barbara CC
33	Anthony Konders	RHP	Jr.	R/R	6-4	190	Torrance, Calif. / Torrance / Harbor College
34	Kevin Yarabinec	RHP	Fr.	R/R	6-3	190	Sharpsville, Pa. / Sharpsville
35	Nick DiNello	OF	Sr.	R/R	5-9	175	Boardman, Ohio / Boardman / Ohio Dominican
37	Jeremy Quinlan	RHP	Fr.	R/R	6-4	185	Brookfield, Ohio / Brookfield
38	Ryan Krokos	RHP	Jr.	R/R	6-0	180	Brecksville, Ohio / Brecksville-Broadview Heights

**Head Coach:** #51 Steve Gillispie, Second Season (Fort Hays State, 1989)

**Associate Head Coach:** #4 Kevin Smallcomb, Second Season (California State University, Sacramento, 1985)

**Assistant Coach/Recruiting Coordinator:** #41 Jason Neal, Second Season (Oakland City University, 2003)

**Volunteer Assistant Coach:** #21 Craig Antush, 15th Season (Alabama, 1983)

**Student Assistant Coach:** Erik Okleson, First Season

## ROSTER BREAKDOWN

**By Class:** Seniors — 10; Juniors — 14; Sophomores — 2; Freshmen — 9

**By Position:** Infield — 12; Outfield — 6; Catcher — 4; Right-handed pitcher — 13; Left-handed pitcher — 4

**By Home State:** Ohio — 14; California — 8; Pennsylvania — 8; Nevada — 2; Kansas — 1; Virginia; Washington — 1



### STEVE GILLISPIE

**Head Coach**  
**Second Season**  
**Fort Hays State (1989)**

Steve Gillispie, an experienced recruiter and instructor who spent 11 seasons helping to build a powerhouse in the Ohio Valley Conference, is in his second season as the

leader of the Youngstown State baseball program's turnaround.

In his first season as the Penguins' manager, Gillispie (pronounced Gill-ISS'-pee) increased the program's win total and largely upped the competitiveness with a much tougher schedule compared to the year prior to his arrival. Statistically, the team improved across the board. The offense had a higher batting average and score more than a half run more per game on average. The pitching staff also lowered its ERA by almost a run.

Gillispie's first victory as a Division I head coach came at Samford on Feb. 17, 2013, and the Penguins beat West Virginia five days later. It was YSU's first win over a Big 12 program in school history. The Penguins also won a series against Wright State for the first time since 2006, and they won at Kent State, a 2012 College World Series participant, for the first time since 2005.

On the individual level, third baseman Drew Dosch was selected by the Baltimore Orioles in the seventh round of the 2013 Major League Baseball First-Year Player Draft. He became the highest position player from Youngstown State to be selected since 1991, and he was one of 10 Penguins to be taken in the draft since 1999. Dosch repeated as a First-Team All-Horizon League and Second-Team Academic All-America honoree as the league-leader in on-base percentage and OPS.

Additionally, Phil Lipari and Josh White were voted second-team all-conference, and White, Nick DiNello and Lance Horner were named to the all-newcomer team.

In the offseason, Gillispie and his coaching staff assembled an impressive recruiting class that results in a total of 16 newcomers on the 2013-14 squad.

As Jacksonville State's hitting coach and recruiting coordinator, Gillispie helped lead the Gamecocks to nine 30-win seasons in an 11-year period from 2002 to 2012. JSU went 152-79 in OVC games since joining the conference in 2004 and won the regular season or tournament title five times in nine seasons. Gillispie has also served as an assistant coach at Nebraska, Utah and UAB, and he was the Southeastern Area Scouting Supervisor for the Philadelphia Phillies for four years. He has 25 total years of baseball experience at the NCAA, Major League and junior college levels.

"We are incredibly excited to have someone with Steve's success and experience lead our baseball program," Youngstown State Executive Director of Intercollegiate Athletics Ron Strollo

said when Gillispie was hired. "He was a committed assistant on a staff that saw Jacksonville State rebuild and sustain success. From his time as a recruiting coordinator and professional scout, Steve has demonstrated a high ability of identifying and signing talented players. Additionally, several people we spoke with raved about the quality of people that Steve and his family are. All of those things, coupled with his energy and passion for baseball, made him an ideal candidate for leading our program forward."

Within four seasons at Jacksonville State, Gillispie and head coach Jim Case turned a program that averaged 18.7 wins in the three years prior to their arrival into a conference champion. The Gamecocks won regular-season titles in 2005 and 2008 and advanced to the NCAA Regionals in 2004, 2006 and 2010. Jacksonville State also set an OVC record by winning 23 conference games in 2008, and JSU became the only team in OVC history to beat the No. 1 ranked team in the nation when it defeated Georgia in 2009.

On the individual level, Gillispie recruited or developed a two-time OVC Player of the Year, three OVC Freshmen of the Year, 23 first-team all-conference players, eight freshmen All-America picks, a TPX All-America selection and 135 academic all-conference student-athletes. Additionally, 19 Jacksonville State players were drafted or signed contracts with Major League teams in Gillispie's 11 seasons in the dugout. Gillispie's contributions were recognized by his peers as he was voted the OVC assistant most-ready to be a head coach each of the past four years. He was also named the Four-Year College Assistant Coach of the Year in 2010 by the Alabama Baseball Coaches Association.

Gillispie said he sees a bright future in the Penguins baseball program.

"I believe there is great potential in the YSU baseball program," Gillispie said. "The facilities are top-of-the-line, the resources will provide a vehicle to challenge for the Horizon League Championship, and, most importantly, the administration has a great desire for the program to be a healthy and vital part of Penguins Athletics."

Prior to his time at Jacksonville State, Gillispie signed 19 players into the Phillies organization as the Southeastern Area Scouting Supervisor from 1998 to 2001. He was the hitting and outfield coach at UAB in the 1996 and 1997 seasons, and he served as an assistant coach and interim head coach at Utah in 1995. Gillispie's first Division I experience came in 1990 and 1991 at Nebraska. The Huskers went 79-48 in those two seasons, and Gillispie recruited three players who went on to earn First-Team All-America honors. One of those signees was eventual No. 1 overall draft pick Darin Erstad.

Gillispie's first head coaching experience came at Fort Hays State in 1988 and 1989. He went on to spend the 1992 and 1993 seasons as an assistant at Mendocino Junior College and the 1994 season as an assistant at Lassen Junior College.

Gillispie, a 49-year-old originally from Beatrice, Neb., played collegiately at Northwest Missouri State and Fort Hays State. He is married to the former Denise Lamar from Birmingham, Ala., and the couple has a daughter, Morgan.



### **KEVIN SMALLCOMB**

**Associate Head Coach  
Second Season  
California State, Sacramento (1985)**

Kevin Smallcomb, who has recorded 445 victories as a college head coach, is in his second season as the associate head coach for the

Youngstown State baseball program.

In the first season under head coach Steve Gillispie and Smallcomb, the Penguins increased their win total and largely upped their competitiveness with a much tougher schedule compared to the year prior to his arrival. Statistically, the team improved across the board. The offense had a higher batting average and scored more than a half run more per game on average. The pitching staff also lowered its ERA by almost a run.

On the individual level, third baseman Drew Dosch was selected by the Baltimore Orioles in the seventh round of the 2013 Major League Baseball First-Year Player Draft. Dosch repeated as a First-Team All-Horizon League and Second-Team Academic All-America honoree as the league-leader in on-base percentage and OPS. Additionally, Phil Lipari and Josh White were voted second-team all-conference, and White, Nick DiNello and Lance Horner were named to the all-newcomer team.

In the offseason, the coaching staff assembled an impressive recruiting class that results in a total of 16 newcomers on the 2013-14 squad. Seven of those 16 are from California, an area that Smallcomb recruited heavily.

Smallcomb was the head coach at the University of Northern Colorado for eight years from 2003-10 and the head coach at Mendocino College in California for 10 seasons from 1993-2002. He will work primarily with YSU's hitters and infielders and assist with the program's fundraising efforts.

As the head coach at UNC, Smallcomb recorded 195 victories and led the Bears to wins over five top-five-ranked teams. Those victories included a 2008 win over No. 1 Arizona State and a 2006 win over No. 2 Nebraska. The Bears won 56 games combined in the three years prior to his arrival, and they won 85 games in the first three years under him.

Prior to his tenure at UNC, Smallcomb posted a 250-147 record at Mendocino College in California. He was the Bay Valley Conference Coach of the Year in 1996 and led the Eagles to the California Community College Playoffs three times. He was inducted into Mendocino College's Athletics Hall of Fame in 2010.

Smallcomb earned his bachelor's degree in social science with minors in coaching and history from California State University, Sacramento, in 1985. He went on to earn his master's degree in sport management from Arkansas in 1989.

Smallcomb's daughter, Katie, is a sophomore on the YSU softball team.



### **JASON NEAL**

**Assistant Coach/Recruiting  
Second Season  
Oakland City (2003)**

Jason Neal is in his second season serving as the recruiting coordinator and an assistant coach on the Youngstown State baseball staff.

In addition to overseeing the recruiting efforts at YSU, Neal coaches the Penguins' catchers and helps with the development of camps and clinics.

In the first season under head coach Steve Gillispie and Neal, the Penguins increased their win total and largely upped their competitiveness with a much tougher schedule compared to the year prior to his arrival. Statistically, the team improved across the board. The offense had a higher batting average and score more than a half run more per game on average. The pitching staff also lowered its ERA by almost a run.

On the individual level, third baseman Drew Dosch was selected by the Baltimore Orioles in the seventh round of the 2013 Major League Baseball First-Year Player Draft. Dosch repeated as a First-Team All-Horizon League and Second-Team Academic All-America honoree as the league-leader in on-base percentage and OPS. Additionally, Phil Lipari and Josh White were voted second-team all-conference, and White, Nick DiNello and Lance Horner were named to the all-newcomer team.

In the offseason, Neal oversaw the recruiting and commitment of 16 players that are on the 2013-14 squad.

Before coming to YSU, Neal spent three seasons as the recruiting coordinator at Morehead State.

Neal began with the Morehead State coaching staff as a volunteer assistant in 2007 and spent a total of six years with the program. He was promoted to full-time assistant and recruiting coordinator after the 2009 season. While with the Eagles, he was responsible for hitting, team offense, outfield defense and overseeing the position players. He also coached third base, oversaw game scheduling and was responsible for the program's camps.

Neal signed two Louisville Slugger All-Americans, 17 Kentucky East/West All-Stars and 24 all-state players during his tenure at Morehead State. He signees include one pre-season and three post-season NCAA All-Americans, seven players who signed professional contracts and many Ohio Valley Conference All-Newcomer and All-OVC First and Second Team selections.

Prior to Morehead State, he served as a bullpen catcher for the Louisville Bats, the Triple-A affiliate of the Cincinnati Reds, from 2004-06. He caught in-game and pre-game bullpens and assisted the field staff.

Neal earned a bachelor's degree in business management in 2003 from Oakland City University in Indiana.

## COACHING STAFF



### **CRAIG ANTUSH**

**Volunteer Assistant**  
**15th Season**  
**Alabama, 1983**

Veteran coach Craig Antush is entering his 15th season on the Youngstown State baseball staff.

During his 14 seasons at YSU, Antush has helped develop six pitchers who were taken in the Major League Baseball Amateur Draft and four others who signed professional contracts.

Antush has coached two Horizon League pitchers of the year - Justin Thomas in 2005 and Aaron Swenson in 2008 - and another first-team all-Horizon League hurler in Phil Klein (2009). Brad Hennessey was the Mid-Continent Conference Pitcher of the Year in Antush's first season on campus.

Hennessey is the highest draft choice in school history. He was selected 21st overall by the San Francisco Giants in 2001 and went on to make his Major League debut for the Giants in 2004.

In 2005, Thomas was selected as the third pick in the fourth round by the Seattle Mariners after being named the Horizon League Pitcher of the Year. Thomas has been promoted to the Majors twice and is currently in the Pittsburgh Pirates organization.

Following the 2010 season, two Penguins pitchers moved on to the professional ranks. Eric Marzec, a pitcher from Canton, Ohio, was selected by the Milwaukee Brewers in the 30th round and 909th overall. Marzec earned two championship rings in the minors, pitching for Helena Brewers and the Brewers affiliate in the Arizona League. He was honored by [minorleaguebaseball.com](http://minorleaguebaseball.com) as the top playoff pitcher in the Pioneer League for his performance with Helena. Swenson signed a free agent contract with the Baltimore Orioles and was promoted to the Class A South Atlantic League midway through the year.

Swenson earned second-team All-Horizon League honors while Marzec was recognized as a second-team utility player for the third straight season.

In 2011, Klein was drafted by the Texas Rangers in the 30th round. The senior right-hander went 5-5 with a Horizon League-high 105 strikeouts in 15 starts. Klein finished his career with 258 strikeouts, which ranks him second on the all-time list. The 105 strikeouts are the second-most for a season in school history, behind only 126 by Hennessey. Klein was a second-team All-Horizon League selection for his efforts.

Other Penguins pitchers to be drafted with Antush on staff include Mike Abdalla by Kansas City in the 40th round, and Matt Brumit in the 44th round by the New York Yankees in 2002.

At the end of 2006, Kevin Libeg signed an undrafted free agent contract with the Cleveland Indians, and Eric Shaffer signed with the Evansville Otters of the Frontier League. Corey Ohalek also signed with the Florida Marlins at the end of the 2003 season.

Antush has also been active in non-collegiate instruction in his career. He served as pitching coach for the Staunton Braves of the Shenandoah Valley Baseball League during the summers of 1999, 2000, 2002, and he coached the Wyomissing American Legion squad and the freshman team at Muhlenberg High School in his hometown of Reading, Pa. In the summer of 1993, Antush coached a team of Athletes In Action in a four-week tour of Alphen, Holland; Czech Republic and Montpellier.

Prior to his arrival at YSU, Antush was the head coach at Marshall University from 1996-98 and served as pitching coach for the Thundering Herd for five seasons from 1991-1995.

Antush had a notable career as a player at the collegiate level as a relief pitcher for the University of Alabama. He compiled a career record of 9-3 and recorded seven saves for the Crimson Tide. His senior season, the Crimson Tide reached the College World Series title game but fell to Texas.

He earned his Bachelors Degree from the University of Alabama in 1983 and his Master's Degree in health and physical education at Marshall in 1995.

Antush is a teacher at Hickory High School in Hermitage, Pa.



**Erik Okleson**  
Student Assistant



**Sarah Sydor**  
Athletic Trainer



**Willie Danzer**  
Strength Coach



**Marilyn O'Bruba**  
Academic Adviser

## MEET THE PENGUINS



### MIKE #2 ACCARDI

**Outfield • Senior**  
Ht: 5-9 • Wt: 185 • B/T: L/L  
Milford, Pa.  
Delaware Valley / Lackawanna College

#### 2013: JUNIOR

Started 54 games in center field and was YSU's leadoff batter 53 times... Hit .249 with a team-high 40 runs, six doubles, a homer and 16 RBIs... Also had four stolen bases and a team-best seven sacrifice bunts... Made just two errors in 176 chances... Scored a team-high 17 runs and hit .261 in league play as one of two players to start all 24 conference games... Reached base in each of the last seven games of the season... Batted .321 through the first 14 games, and six of his 14 multi-hit games came in that span... Had 10 two-hit games and four three-hit contests... Scored multiple runs nine times... Was 3-for-4 twice... Scored a season-high three runs against Morehead State (3/5)... Homered and had a season-high three RBIs against West Virginia (2/22)... Had three hits the next day at Wake Forest for his third straight contest with at least two hits... Walled three times twice and 31 times overall, which ranked third on the team.

#### BEFORE YSU

Batted .365 with 11 doubles and 49 runs scored in 54 games as a sophomore at Lackawanna College... Was 15-for-15 on stolen base attempts and posted a .479 on-base percentage... Batted .316 as a freshman... Earned three letters and was a team captain two years at Delaware Valley High.

#### PERSONAL

Parents are Joe and Jane Accardi... Has a brother (Matthew) and a sister (Jenni)... Major is hospitality management.

#### CAREER STATS

	AVG	GP-GS	AB	R	H	2B	3B	HR	RBI	TB	SLG	BB	OBP	SB-A
2013	.249	54-54	201	40	50	6	0	1	16	59	.294	31	.371	4-9
Career	.249	54-54	201	40	50	6	0	1	16	59	.294	31	.371	4-9



### LORENZO #9 ARCURI


**Infield • Freshman**  
Ht: 6-0 • Wt: 180 • B/T: R/R  
Sacramento, Calif.  
Jesuit

#### HIGH SCHOOL

Earned two letters playing for Joe Potulny... Was an all-league infielder at Jesuit... Batted .348 as a senior with 25 runs and 27 RBIs in 26 games... As a junior, hit .364 in 51 plate appearances.

#### PERSONAL

Son of Michael and Christina... Has two sisters (Dominique and Micheli)... Major is criminal justice... Played baseball with Penguins teammate Alex Larivee.



### RYAN #30 CORDOVA

**Infield • Freshman**  
Ht: 6-1 • Wt: 200 • B/T: R/R  
Whittier, Calif.  
La Serna

#### HIGH SCHOOL

Earned four letters and was a team captain twice for coach Anthony Gonzales... Registered a career batting average of .382, a school-record .864 on-base percentage, 84 RBIs and 21 home runs... Earned first-team all-league honors and second-team all-league honors twice... Was also a second-team all-area selection... Helped La Serna earn the league title his senior year... Also played football... Had a top 25 grade-point average.

#### PERSONAL

Son of David and Lisa... Has two sisters (Chelsea and Danielle)... Attended the same high school as YSU pitcher Jared Wight... Major is chemistry.



# 2014 YOUNGSTOWN STATE BASEBALL

## MEET THE PENGUINS



### NICK #35 DiNELLO

**Outfield • Senior**  
Ht: 5-9 • Wt: 175 • B/T: R/R  
Boardman, Ohio  
Boardman / Ohio Dominican

#### 2013: JUNIOR

Voted to the Horizon League All-Newcomer Team... Appeared in 41 games, 36 of which he started... Made 30 starts in the outfield, five at designated hitter and one at second base... Batted .311 with 20 runs scored, four doubles, two home runs and 23 RBIs... Slugged .386, the third-highest mark on the team, and posted a .388 on-base percentage... Was 6-for-8 in stolen base attempts... Hit .313 and slugged .418 in Horizon League contests... 12 of his RBIs came when there were two outs, and he batted .326 with two outs... Registered eight multi-hit games, five multi-RBI games and six multi-run games... Reached base in the final six games of the season... Was 4-for-6 with a pair of doubles, two runs scored and two RBIs in the win at Ohio (3/19)... Hit a three-run homer and drove in four runs at Wright State (3/28)... Hit a two-run homer the next weekend against Milwaukee (4/5)... Was 3-for-3 with two runs scored and a double at Kent State (4/23)... Had four other three-hit games.

#### BEFORE YSU

Batted .254 with one home run, 21 RBIs and eight stolen bases for the Ohio Dominican Panthers in 2011... Posted three two-hit games and four multi-RBI games... hit .295 in conference contests... Appeared in 31 games for Southern Union Community College (Ala.) in 2010... Scored 17 runs and drove in 13... Tallied five multi-hit games and scored three runs against Gadsden State on April 27.

#### HIGH SCHOOL

Selected to All-Federal League team as junior and senior... Led Boardman in batting average all four years... Also played football for the Spartans.

#### PERSONAL

Parents are Greg DiNello and Carla Stoffel... Major is general studies... Recipient of the 2013-14 Mayberry Scholarship.

#### CAREER STATS

	AVG	GP-GS	AB	R	H	2B	3B	HR	RBI	TB	SLG	BB	OBP	SB-A
2013	.311	41-36	132	20	41	4	0	2	23	51	.386	11	.388	6-8
Career	.311	41-36	132	20	41	4	0	2	23	51	.386	11	.388	6-8



### ALEX #14 FREY

**Pitcher • Senior**  
Ht: 5-9 • Wt: 165 • B/T: L/L  
Washington, Pa.  
Trinity

#### 2013: JUNIOR

Pitched in 24 games as a reliever... Was 3-1 with a 6.14 ERA in 22.0 innings... Allowed 19 runs, 15 of which were earned, on 27 hits and 22 walks... Struck out 15 batters, and opponents hit .300 off of him... Did not allow a run in 15 of his outings... Was 2-0 with a 3.00 ERA in league contests... Won each of his last three decisions... Earned his first win against Morehead State on March 5 despite allowing a go-ahead home run in the seventh inning... YSU rallied with three runs in the eighth to give Frey his first career victory... Got the victory at UIC on March 16, retiring both batters he faced in the eighth inning... His final win came at Wright State on March 30 when he came in and retired the only batter he faced in the seventh... Did not allow a run in seven consecutive outings from April 20 to May 14, a span of 6.2 innings... Pitched two innings twice – at Ohio on March 19 and against Canisius on May 14... Held the Golden Griffins scoreless on just one hit.

#### 2012: SOPHOMORE

Pitched in two games out of the bullpen as he continued to work his way back from Tommy John surgery... Made his season debut on May 5 at Butler and pitched one inning... That was his first outing since May 27, 2010... Also pitched 2/3 of an inning against Valparaiso in the Horizon League Tournament (5/24).

#### 2011: SOPHOMORE

Redshirted while recovering from Tommy John surgery.

#### 2010: FRESHMAN

Made 23 appearances out of the bullpen, primarily as a match-up specialist... Held lefties to a .269 batting average... Had a 3.12 ERA in 10 appearances against Horizon League opponents... Struck out three batters four different times... Threw a season-long 3-1/3 innings against Milwaukee.

#### HIGH SCHOOL

Earned three letters and was a team captain... Went 6-1 with 91 strikeouts and a 1.04 ERA as a senior... Posted a career 17-4 record, 205 strikeouts and 1.14 ERA... Set school career and season records for strikeouts and ERA... Earned the MVP pitching award in the WPIAL Class AAA vs. AAAA All-Star game after striking out eight batters in four innings.

#### PERSONAL

Parents are Patrick and Caroline Frey... Has a brother (Patrick) and a sister (Carly)... Major is middle childhood education... Born May 22.

#### CAREER STATS

	ERA	W-L	APP	GS	CG	SHO	SV	IP	H	R	ER	BB	SO	AVG
2010	7.45	0-1	23	0	0	0	0	19.1	31	24	16	14	18	.360
2012	27.00	0-0	2	0	0	0	0	1.2	3	5	5	7	1	.429
2013	6.14	3-1	24	0	0	0	0	22.0	27	19	15	22	15	.300
Career	7.53	3-2	49	0	0	0	0	43.0	61	48	36	43	34	.333

## MEET THE PENGUINS



### JAKE #5 FRYMAN

**Catcher • Junior**  
Ht: 6-2 • Wt: 220 • B/T: R/R  
Bellbrook, Ohio  
Bellbrook / Delgado CC

#### BEFORE YSU

Hit .273 with four home runs and 25 RBIs in 47 games as a freshman at Delgado Community College... As a sophomore, batted .226 in 31 at bats... Two of his seven hits were home runs... Won the MISS-LOU Junior College Conference title in both of his seasons.

#### HIGH SCHOOL

Earned All-Southwestern Buckeye League honors three times and was an all-area selection... Helped lead Bellbrook to a SWBL title... Also played golf and basketball.

#### PERSONAL

Son of Craig and Laura... Has two sisters (Dianne and McKenna)... Major is business administration.



### BRENT #11 GILLESPIE

**Infield • Junior**  
Ht: 6-2 • Wt: 190 • B/T: L/R  
Penngrove, Calif.  
Rancho Cotate / Santa Rosa JC

#### BEFORE YSU

Batted .290 with three home runs and 33 RBIs as a sophomore at Santa Rosa Junior College... Named First-Team All-Big 8 Conference... SRJC won the conference title for the first time in school history... Hit .253 in 26 games as a freshman.

#### HIGH SCHOOL

Earned three letters for John Morrow... Earned first-team all-league and all-empire honors... Named a Kiwanis All-Star as a senior... Helped lead his team to the North Bay League championship his junior and senior years... Was a scholar-athlete all four years.

#### PERSONAL

Son of Rick and Renee... Has a brother (Casey)... Major is communications.



### RUSS #10 HARLESS

**Pitcher • Junior**  
Ht: 6-3 • Wt: 190 • B/T: R/R  
Fairport Harbor, Ohio  
Fairport Harbor

#### 2013: SOPHOMORE

Made 16 appearances, three of which were starts... Was 1-3 with a 8.12 ERA... Allowed 47 runs (37 earned) on 59 hits in 41 innings... Struck out 20 while walking 10, and opposing batters hit .335 against him... Was hurt by home runs (9) and hit batsmen (11)... In fact, 16 of the runs he allowed came on home runs... Was 1-0 with a 3.95 ERA in league play... Did not walk a batter in 13.2 innings... Five of his walks came in five innings at Pittsburgh... Walked five batters over his other 36 innings... His best start came at West Virginia when he allowed two runs on seven hits in six innings on April 10... Allowed a leadoff homer in the first and an RBI ground out in the fifth against the Mountaineers... Earned the win in relief against Valparaiso in his next outing on April 14, striking out the only batter he faced in the eighth inning... Suffered losses against West Virginia (4/10), Pittsburgh (4/16) and Milwaukee (5/11)... Threw 2.2 scoreless innings of relief against UIC (4/21)... Had six scoreless relief outings.

#### 2012: FRESHMAN

Pitched in 22 games, 11 of which he started... Struck out 50 batters while walking just 12 for a 4.17 strikeout-to-walk ratio, which ranked second in the Horizon League and 73rd nationally... His 1.34 walks per nine innings was the 37th-best mark in the nation... Opponents hit .283 against him, which was also best among Penguins starters... Induced 139 fly outs, three time mores than his 45 ground outs... Posted a 3.63 ERA in his 11 relief appearances... Earned the victory against Milwaukee in the opening round of the Horizon League Tournament... Allowed three runs on five hits and one walk in six innings as YSU won 8-4... Came back on two days rest to allow two earned runs in 4 1/3 innings to UIC in the conference tournament... Earned his first victory against UIC on April 27, allowing two earned runs on six hits in six innings... Made his first start at Akron on March 28 and moved into the conference rotation on April 7... Became YSU's game-one starter in the series against Valparaiso on April 13... Had a 3.63 ERA in 11 relief appearances.

#### HIGH SCHOOL

Earned three letters... Named First-Team All-Ohio in Division IV in the infield as a junior... Was an all-district pick as a pitcher and infielder his final three seasons... Finished his career with a 7-1 record, 89 strikeouts and just nine walks... Helped lead the Skippers to three Chagrin Valley Conference titles and a district title his senior year... Also played football and basketball... Was a member of the National Honor Society.

#### PERSONAL

Parents are Butch and Nan Harless... Is an only child... Major is education.

#### CAREER STATS

	ERA	W-L	APP	GS	CG	SHO	SV	IP	H	R	ER	BB	SO	AVG
2012	5.15	3-7	22	11	1	0	1	80.1	89	56	46	12	50	.283
2013	8.12	1-3	16	3	0	0	0	41.0	59	47	37	10	20	.335
Career	6.16	4-10	38	14	1	0	1	121.1	148	103	83	22	70	.302

# 2014 YOUNGSTOWN STATE BASEBALL

## MEET THE PENGUINS



### KEVIN #1 HIX

**Outfield/Infield • Junior**  
Ht: 6-0 • Wt: 175 • B/T: R/R  
Burton, Ohio  
Berkshire

#### 2013: SOPHOMORE

Played in 44 games, 19 of which he started... Started at six different positions and in six different spots in the batting order... Made seven starts at first base, five in right field, three at second base, two at third and one each in left field and at designated hitter... Batted .225 with three doubles, six runs scored and four RBIs... Was 2-for-3 on stolen-base attempts... Was second on the team with a .402 on-base percentage, which was aided by 11 walks and 10 hit by pitches... Struck out just 14 times in comparison... Had three two-hit games, including back-to-back contests against Milwaukee (5/12) and Canisius (5/14)... Also singled at Valpo in the next game for a season-long three-game hitting streak... Made a fantastic catch that was featured on several national websites when he flipped into the seats for a foul ball against West Virginia on April 24... Had just two errors in his first 133 chances.

#### 2012: FRESHMAN

Played in 46 games, 38 of which he started... Started 37 games in center field and once in left... Batted .189 with 11 runs scored, a double and 11 RBIs... Ranked fourth in the Horizon League with 13 sacrifice bunts, and his 0.28 sacrifice bunts per game ranked 34th nationally... Batted .172 in league play... Had three multi-hit and multi-RBI games... Had 20 walks, just one fewer than his 21 strikeouts... Posted two hits on three occasions - vs. Iowa (3/4), at UIC (3/25) and vs. Butler (3/30)... Drove in two runs vs. Akron (3/3 and 3/27) and vs. Notre Dame College (3/20)... Was 2-for-2 on stolen base attempts.

#### HIGH SCHOOL

Helped lead Berkshire to three conference titles.

#### PERSONAL

Parents are Chuck and Adele Hix... Has a brother (Jeff) and a sister (Kristyna)... Major is criminal justice.

#### CAREER STATS

	AVG	GP-GS	AB	R	H	2B	3B	HR	RBI	TB	SLG	BB	OBP	SB-A
2012	.189	46-38	127	11	24	1	0	0	11	25	.197	20	.323	2-2
2013	.225	44-19	71	6	16	3	0	0	4	19	.268	11	.402	2-3
Career	.202	90-57	198	17	40	4	0	0	15	44	.222	31	.352	4-5



### JOE #16 KING

**Pitcher/Infield • Freshman**  
Ht: 6-0 • Wt: 185 • B/T: L/L  
Woodbridge, Va.  
C.D. Hylton

#### HIGH SCHOOL

Earned four letters and was team captain one year... Played outfield, pitcher and first base for coach Craig Flesher... As a senior went 5-1 with a 2.23 ERA on the mound... Had an ERA of 1.74 as a junior... Batted .402 as a sophomore... Named all-district each of his final three seasons... C.D. Hylton High won regional titles his junior and senior year... Helped lead the Bulldogs to the state semifinals in 2012 and the state quarterfinals in 2013... The 21-5 record in 2012 was the best at Hylton since 1994... Earned the win in the regional final.

#### PERSONAL

Son of Joel and Christine... Has a sister (Alexandra)... Major is business.



### ANTHONY #33 KONDERS

**Pitcher • Junior**  
Ht: 6-4 • Wt: 190 • B/T: R/R  
Torrance, Calif.  
Torrance / L.A. Harbor College

#### BEFORE YSU

At Los Angeles Harbor College, selected to the Fall Classic sponsored by Mizuno... Coach was Art Lopez... As a sophomore, pitched in 30.1 innings over 14 games, four of which he started... Had a 5.04 ERA and struck out 15 batters... Had a 6.32 ERA in 15.2 innings as a freshman.

#### HIGH SCHOOL

Was 7-2 with a 2.68 ERA as a senior... Threw a no-hitter against Westchester as a senior... Named Second-Team All-Pioneer League in leading the team to the conference title... Selected to the senior all-star game... also played basketball.

#### PERSONAL

Parents are Joe and Gloria... Has a brother (Wesley)... Major is history.

## MEET THE PENGUINS



### **RYAN** #38 **KROKOS**

**Pitcher • Junior**  
Ht: 6-0 • Wt: 180 • B/T: R/R  
Brecksville, Ohio  
Brecksville-Broadview Heights

#### 2013: SOPHOMORE

Made five starts and three relief appearances before missing the final month-and-a-half with an injury... Was 1-5 with an 8.10 ERA in 26.2 innings... Allowed 25 runs, 24 of which were earned, on 38 hits and eight walks... Struck out six batters, and opponents hit .342 against him... Did not allow a home run... Earned the win in relief against Milwaukee, holding the Panthers scoreless over 1.1 innings... Made his first start at Wake Forest, allowing three runs on five hits and four walks in four innings (2/22)... His best start came at Charlotte when he surrendered one run on two hits in six innings in a no decision (3/3)... Allowed three runs in five innings against Manhattan (3/10).

#### 2012: REDSHIRT-FRESHMAN

Pitched in 25 games, four of which he started... His 25 appearances ranked second on the team... Was 2-4 with a 7.74 ERA in 50 innings... Struck out 31 batters and walked 26... Was 1-2 with a 7.07 ERA in 13 appearances against Horizon League opponents... Earned the win in relief against Milwaukee on March 18 as YSU won 4-3 in 11 innings... Also earned the win against Akron in his first start, holding the Zips scoreless on three hits and no walks in five innings on March 27... Did not allow a run in three innings against Canisius in his collegiate debut (2/17)... Did not surrender a run in a 10-inning span from March 13 through March 27... Did not allow a run in 4.2 innings of relief against Valparaiso (4/14)... Earned a start in the next three conference series.

#### HIGH SCHOOL

Ranked 38th on The Buckeye Scout's Top 100 List... Went 6-1 on the mound during his high school career... Struck out 48 batters as a senior while posting a 4.20 ERA... Played in the Greater Cleveland All-Star Game... Earned second-team all-conference honors... Helped lead Brecksville Broadview Heights to the regional semifinals as a junior.

#### PERSONAL

Son of Randy and Laurie Krokos... Has a brother (Anthony) and a sister (Alex)... Major is general studies... Recipient of the 2013-14 Lester F. Donnell Scholarship.

#### CAREER STATS

	ERA	W-L	APP	GS	CG	SHO	SV	IP	H	R	ER	BB	SO	AVG
2012	7.74	2-4	25	4	0	0	0	50.0	76	55	43	26	31	.347
2013	8.10	1-5	8	5	0	0	0	26.2	38	25	24	8	6	.342
Career	7.87	3-9	33	9	0	0	0	76.2	114	80	67	34	37	.345



### **ALEX** #19 **LARIVEE**

**Infield • Freshman**  
Ht: 6-1 • Wt: 185 • B/T: R/R  
Sacramento, Calif.  
Jesuit

#### HIGH SCHOOL

Played the corner infield spots for coach Joe Patulny... Hit .360 for a Marauders team that went 21-7... Earned MVP honors... Also played basketball.

#### PERSONAL

Son of Michael and Leslie... Has a sister (Amanda)... Major is communications studies... Played high school baseball with Penguins teammate Lorenzo Arcuri.



### **KURT** #6 **LAVAR**

**Pitcher/Infield • Junior**  
Ht: 6-0 • Wt: 185 • B/T: R/R  
Chico, Calif.  
Pleasant Valley / Mendocino College

#### BEFORE YSU

As a sophomore at Mendocino College, batted .314 with 10 extra-base hits... Drove in 12 runs and scored 25... Hit .306 with six doubles and four triples as a freshman... Also pitched in nine games as a freshman... Earned first-team all-conference honors as a sophomore after being a second-teamer as a freshman... Played with Penguins teammate Austin Lujano.

#### HIGH SCHOOL

Earned two letters for coach Ron Souza... Helped the the team win sectional titles in 2009 and 2010 as a middle infielder... His American Legion team won the California state championship in 2011.

#### PERSONAL

Son of George and Sandy... has a brother (Derek)... Major is general studies.

## MEET THE PENGUINS



### PHIL #13 LIPARI

**Infield • Senior**  
Ht: 6-0 • Wt: 185 • B/T: L/R  
Poland, Ohio  
Poland Seminary

#### 2013: JUNIOR

Named Second-Team All-Horizon League at shortstop... Played in a team-high 56 games, 55 of which he started at shortstop... Hit fifth in the lineup 35 times... Batted .263 with 23 runs scored, 12 doubles, a triple and 27 RBIs... Had nine doubles and 29 RBIs through his first two seasons... Set career highs in batting average, slugging percentage and on-base percentage... Also stole a team-high nine bases and walked 33 times, which ranked second on the squad... Struck out just 25 times... Hit .300 with 12 runs scored and 14 RBIs during league play... Voted the Horizon League Batter of the Week on April 8... Had 15 multi-hit games, six multi-RBI games and scored multiple times on four occasions... Turned an unassisted triple play at Ohio State on April 2... In the third inning with the hit-and-run with runners on first and second, Joe Ciamacco lined out to Lipario, who proceeded to step on second and tag out the runner who was on second... It was YSU's first triple play since 2007... Had a huge three-game series against Milwaukee in which he was 8-for-10 with seven RBIs, four runs scored and four steals from April 5-7... Accounted for all six of YSU's runs in the Penguins' 6-2 win in the series finale, driving in five and scoring one... Had a .769 on-base percentage and a 1.000 slugging percentage in the series... Had three hits twice in the series and four times during the year... Stole a season-high two bases against Milwaukee (4/5)... Reached base safely in each of the first 17 games, which was the longest streak by a Penguin during the year... Ended the year on a five-game hitting streak and had a season-best from April 12-20.

#### 2012: SOPHOMORE

Played in 51 games, 50 of which he started... Made 31 starts at shortstop and 19 at second base... Batted .250 with 25 runs, eight doubles, a homer and 14 RBIs... Posted a .314 slugging percentage and a .365 on-base percentage... Batted .272 against Horizon League opponents and .357 (5-for-14) in the Horizon League Tournament... Posted nine multi-hit games and recorded multiple RBIs twice... Ended the season on a seven-game hitting streak and reached base safely in each of the final 17 games... Recorded a season-high three hits at Butler on May 4, going 3-for-5 with two runs scored and a double... Was 2-for-5 with a season-best three RBIs the game before against UIC (4/29)... Scored two runs on five occasions... Hit his first career home run against Akron on March 3 as part of a 2-for-3 day.

#### 2011: FRESHMAN

Batted .221 with 10 runs scored, 14 RBIs and six stolen bases... Hit .295 with two outs... Was limited to one pinch-running appearance after May 7 due to a hand injury... Had a walk-off RBI single with two outs in the ninth in YSU's win over Butler (4/9)... Drove in a run in four straight games from March 12-18... Three of his four steals came on March 19 in a doubleheader against Pitt and Niagara... Recorded an impressive .966 fielding percentage.

#### HIGH SCHOOL

Named First-Team All-American Conference honors... Batted .424 and had a .990 fielding percentage as a junior... That year he helped lead the Bulldogs to the regional finals in 2009 by knocking in the go-ahead run against Louisville.

#### PERSONAL

Son of Fred and Kim Lipari... Has three brothers (Chris, Sonny and Don)... Major is finance... Recipient of the 2013-14 Coach Steve J. Barbato Scholarship.

#### CAREER STATS

	AVG	GP-GS	AB	R	H	2B	3B	HR	RBI	TB	SLG	BB	OBP	SB-A
2011	.221	43-38	140	10	31	1	0	0	15	32	.229	11	.290	6-7
2012	.250	51-50	172	25	43	8	0	1	14	54	.314	30	.365	2-7
2013	.263	56-55	194	23	51	12	1	0	27	65	.335	33	.372	9-12
Career	.247	150-143	506	58	125	21	1	1	56	151	.298	74	.348	17-26



### AUSTIN #29 LUJANO

**Pitcher • Junior**  
Ht: 6-0 • Wt: 175 • B/T: L/L  
Reno, Nev.  
Galena / Mendocino College

#### MENDOCINO COLLEGE

Had a 2.51 ERA over 71.2 innings as a sophomore... Started all 12 of his games and finished 3-2... Pitched a four-hit shutout against Siskiyou... As a freshman, had a 5.85 ERA over 40 innings... Played with Penguins teammate Kurt Laver.

#### HIGH SCHOOL

Pitched for Galena High and coach Ron Manutt.

#### PERSONAL

Parents are Tony and April... Has a brother (Aaron) and a sister (Alyse)... Major is general studies.

## MEET THE PENGUINS



### NIC #22 MANUPPELLI

**Pitcher • Senior**  
Ht: 6-3 • Wt: 225 • B/T: R/R  
Pittsburgh, Pa.  
Plum

#### 2013: JUNIOR

Was rated the Horizon League's third-best professional prospect by Baseball America prior to the season... Pitched in 25 games out of the bullpen, 23 of which he finished... Was 0-3 with a 3.38 ERA in 29.1 innings... Led the team with seven saves, which ranks as the third-most for a single season in school history... Allowed 20 runs, only 11 of which were earned, on 31 hits and 15 walks... Struck out 19 batters, and opponents hit .267 off him... Had five saves and a 2.03 ERA in 11 Horizon League outings... Of his 25 appearances, he did not allow an earned run in 16 of them... Did not allow an earned run in each of his final six appearances... Pitched two innings six times... Earned the save in five of those outings... Picked up six-out saves at Samford (2/17), versus Morehead State (3/5), at Wright State (3/30), against Milwaukee (4/7) and versus Wright State (5/5)... Earned one-inning saves at UIC (3/16) and against Valparaiso (4/14)... His three losses came against Wake Forest, West Virginia and Kent State... Struck out a season-high three batters in the two-inning save against Milwaukee (4/7)... Struck out two batters five times... Allowed just one home run during the season, a two-run homer at Pittsburgh on March 9... Did not surrender an extra-base hit in his final 12 outings... Did not allow an extra-base hit in league play.

#### 2012: SOPHOMORE

Pitched in 24 games, one of which he started... Finished 22 games, which ranked fourth in the Horizon League... Was 1-4 with a save and a 5.79 ERA in 37 1/3 innings... Struck out 36 batters while walking 15... His rate of 8.7 strikeouts per nine innings led the team... Posted a 6.51 ERA in league games... Pitched in three of YSU's four games in the Horizon League Tournament and did not allow a run in 2 2/3 innings... Earned his save by retiring conference player of the year Tristan Moore with the tying run on second base against Wright State in the tournament (5/25)... Picked up the victory at VMI by throwing three scoreless innings... That matched his longest outing of the year... Also threw three innings of relief at Valparaiso on May 18 and three innings against Valpo on April 14 in his lone start... Allowed one earned run in his last six outings and four in his final 15 1/3 innings... Surrendered just one earned run in his first 9 2/3 innings of the season... Of the 24 earned runs he allowed, 18 came in a 10-inning stretch in five games from April 1 to April 14... Aside from those five appearances, he had a 1.98 ERA.

#### 2011: FRESHMAN

Pitched in 14 games, three of which he started... Missed most of April and pitched just twice in May due to a shoulder injury... Was 1-3 with a 5.83 ERA in 29.1 innings... Struck out 16 while walking 26... Went 1-0 with a 2.57 ERA in seven innings against league foes... Opposing batters hit just .208 against him in conference play... Allowed one earned run over his final five appearances, which spanned 10 innings... His ERA went down after each of his final nine appearances.

#### HIGH SCHOOL

Earned three letters... Named all-section at pitcher... Struck out 55 batters in 49-1/3 innings as a senior... Played for the Allegheny Pirates, an elite

fall team, in 2009... Went 3-2 with 38 strikeouts in 40.1 innings as a junior.

#### PERSONAL

Son of Jim and Kim Manuppelli... Has a brother (Zac)... Major is civil engineering... Recipient of the 2013-14 Stephen J. Bartolin Scholarship.

#### CAREER STATS

	ERA	W-L	APP	GS	CG	SHO	SV	IP	H	R	ER	BB	SO	AVG
2011	5.83	1-3	14	3	0	0	0	29.1	33	22	19	26	16	.300
2012	5.79	1-4	24	1	0	0	1	37.1	42	28	24	15	36	.271
2013	3.38	0-3	25	0	0	0	7	29.1	31	20	11	15	19	.267
Career	5.06	2-10	63	4	0	0	8	96.0	106	70	54	56	71	.278



### KRIS #8 MOULES

**Outfield/First Base • Senior**  
Ht: 6-1 • Wt: 195 • B/T: R/R  
Larksville, Pa.  
Wyoming Valley West / Lackawanna

#### 2013: JUNIOR

Played in 29 games, 28 of which he started... Missed 28 games with an injured hand before returning to the line-up as a pinch-hitter in the regular-season finale at Valparaiso... Had started each of the first 26 games of the season prior to the injury, which he suffered at Ohio State on April 2... Batted .284 with 14 runs scored, four doubles, a homer and 13 RBIs... Was 3-for-5 on stolen base attempts... Reached base safely in 27 of his 29 games, including 14 straight to start the year... Had a nine-game hitting streak from March 9-29... Had a season-high three hits and two runs scored against Morehead State (3/5)... Scored two runs in five different games... Scored twice and had three RBIs at Ohio (3/19)... Hit his home run at UIC (3/17)... Doubled and scored against UIC in the Horizon League Tournament (5/24).

#### LACKAWANNA COLLEGE

Batted .294 with 35 runs and a team-high 42 RBIs in 51 games for Lackawanna as a sophomore... Was also 22-for-23 in stolen base attempts... Hit .300 with seven steals as a freshman.

#### HIGH SCHOOL

Batted .455 with nine home runs and 48 RBIs in a season and was a two-time conference all star... Was a two-time Wyoming Valley Conference All Star... Led his team to three conference titles and three district titles... Was also a two-time all-conference pick in soccer.

#### PERSONAL

Parents are Kenneth and Catherine Moules... Has a brother (Kenneth Jr.)... Major is criminal justice.

#### CAREER STATS

	AVG	GP-GS	AB	R	H	2B	3B	HR	RBI	TB	SLG	BB	OBP	SB-A
2013	.284	29-28	102	14	29	4	0	1	13	36	.353	8	.359	3-5
Career	.284	29-28	102	14	29	4	0	1	13	36	.353	8	.359	3-5

# 2014 YOUNGSTOWN STATE BASEBALL

## MEET THE PENGUINS



### JOSH #23 NORTH

Pitcher • Junior  
Ht: 6-1 • Wt: 185 • B/T: R/R  
Barberton, Ohio  
Barberton

#### 2013: SOPHOMORE

Pitched in 20 games, 19 of which were out of the bullpen... Was 0-3 with an 8.31 ERA in 2.1 innings... Allowed 26 runs, 20 of which were earned, on 32 hits and 20 walks... Struck out 15 batters, and opponents hit .348 against him... Did not allow an earned run in seven of his appearances... Pitched two innings of relief twice, and went two innings in his start at Kent State (4/23)... Tossed two scoreless frames at Wake Forest (2/24)... Allowed one run in two innings against Morehead State (3/5)... Threw 1.1 scoreless innings at Pittsburgh (4/16)... Pitched scoreless innings against Milwaukee (4/7), Kent State (5/1) and Canisius (5/14)... Struck out two batters four times.

#### 2012: FRESHMAN

Pitched in 14 games, one of which he started... Was 0-2 with a 17.61 ERA in 15.1 innings... Issued 17 walks while striking out 13 batters... Pitched in six conference games... Allowed two runs in one inning during the Horizon League Tournament... Pitched a season-long 2.1 innings out of the bullpen at Norfolk State (3/13)... Threw two scoreless innings and struck out three at Milwaukee (4/22)... Allowed six runs in two innings in his lone start against Notre Dame College (3/20).

#### HIGH SCHOOL

Earned three letters for Barberton... Earned all-league honors as a senior... Was also a Suburban League Scholar Athlete and earned the Archie Griffin Student-Athlete Award... Was 5-3 with a 2.88 ERA for the Summit County Vipers in summer ball... Also struck out 36 batters in 31 innings... The previous year for the Vipers, he was 3-1 with a 2.96 ERA and 54 strikeouts in 46 innings... Was named to the United States Specialty Sports Association World Series First Team... Graduated with honors and was a member for the National Honor Society.

#### PERSONAL

Parents are Roger and Leslie North... Has a brother (Jacob)... Major is business.

#### CAREER STATS

	ERA	W-L	APP	GS	CG	SHO	SV	IP	H	R	ER	BB	SO	AVG
2012	17.61	0-2	14	1	0	0	0	15.1	34	32	30	17	13	.453
2013	8.31	0-3	20	1	0	0	0	21.2	32	26	20	20	15	.348
Career	12.16	0-5	34	2	0	0	0	37.0	66	58	50	37	28	.395



### PATRICK #15 O'BRIEN

Pitcher • Senior  
Ht: 6-2 • Wt: 195 • B/T: R/R  
Boardman, Ohio  
Boardman / Bowling Green

#### 2013: JUNIOR

Appeared in 15 games, 13 of which he started... Led the Penguins with 91.0 innings pitched, and finished with a 3-8 record and a 4.85 ERA... Was 2-4 with a 4.24 ERA in league play... Named the Horizon League Pitcher of the Week on April 8 when he held Milwaukee to five hits in a complete-game victory... Earned the victory at Samford in the opening weekend of the season, holding the Bulldogs to one run on two hits in six innings on Feb. 17... Also earned the win against UIC, holding the Flames to three runs on six hits in seven frames on April 20... Allowed two earned runs in 6.2 innings against Wright State in the first game of the Horizon League Tournament (5/22)... Pitched at least six innings in 10 of his 13 starts.

#### 2012: SOPHOMORE

Pitched in 11 games, 10 of which he started... Was 1-3 with a 4.44 ERA in six Horizon League appearances... Had an ERA of 3.08 in his final six outings... Issued two walks in his final 17 1/3 innings... Did not pitch from April 5 to May 11 due to an injury, and he missed the Horizon League Tournament with an injury... Earned his win against Butler on March 31, allowing one earned run on five hits in six innings... Did not allow a hit until the fifth in his final start of the season at Valparaiso (5/19).

#### 2010: FRESHMAN (BOWLING GREEN)

Went 4-3 with a team-high six saves in 26 appearances for the Falcons... Also made one start... Allowed only six earned runs in his final 28.2 innings... Earned his first win against Eastern Kentucky (3/20)... Earned his first save in game two of the doubleheader against EKU... Did not give up an earned run over 13 games (17.1 innings) from March 30 to May 16... Honored with the Fireman Award for best relief pitcher for BGSU.

#### HIGH SCHOOL

Had a combined record of 12-5 with 142 strikeouts in 112 innings over three years... Earned honorable mention All-Federal League accolades as a junior as he posted 1.90 ERA and 57 strikeouts in 54 innings... As a senior, was named First-Team All-Federal League with a 1.70 ERA with 65 strikeouts in 58 innings... Threw a no-hitter against Ursuline as a senior.

#### PERSONAL


Son of Rich and Sue O'Brien... His brother, Rich, also pitched at Bowling Green... Also has a sister (Jill)... His grandfather, Jack Mayo, played for the Philadelphia Phillies in the early 1950s... Recipient of the 2013-14 Judith Ann Ritz Memorial Scholarship.

#### CAREER STATS

	ERA	W-L	APP	GS	CG	SHO	SV	IP	H	R	ER	BB	SO	AVG
2010*	3.93	4-3	26	1	0	0	6	34.1	35	21	15	11	24	.261
2012	5.59	1-6	11	10	0	0	0	46.2	61	47	29	15	31	.307
2013	4.85	3-8	15	13	2	0	0	91.0	108	58	49	18	51	.295
Career	4.87	8-17	52	24	2	0	6	172.0	204	126	93	44	106	.292

\* - at Bowling Green

## MEET THE PENGUINS



### JEREMY #37 QUINLAN

**Pitcher • Freshman**  
Ht: 6-4 • Wt: 185 • B/T: R/R  
Brookfield, Ohio  
Brookfield

#### HIGH SCHOOL

Named the Tribune Chronicle's Male Athlete of the Year in 2013 as a three-sport star... Pitched and played shortstop... As a senior, posted a 5-2 record with 70 strikeouts and a 2.20 ERA... Also had a .415 batting average... Named Second-Team All-Ohio at the Division III level in basketball as a senior when he averaged 23.2 points and 11.3 rebounds as Brookfield went 19-4... Was honorable mention all-state as a junior... In football, played quarterback and free safety as the Warriors went 12-1 and advanced to the Division IV Region 13 championship game... Named First-Team Northeast Ohio Inland All-District as well as special mention all-state... Solid all-around player who rushed for 1,249 yards and 15 touchdowns, passed for 1,233 yards and 12 touchdowns, made 76 tackles and intercepted six passes... Posted a 3.83 grade-point average while being a member of the National Honor Society, Beta Club and Freshman Focus.

#### PERSONAL

Parents are Daniel and Stefanie... Has a twin brother (Jimmy) and a sister (Alisha)... His mother attended YSU... Major is engineering.



### ANTHONY #28 ROHAN

**Outfield • Freshman**  
Ht: 5-10 • Wt: 185 • B/T: R/R  
Youngstown, Ohio  
Ursuline

#### HIGH SCHOOL

Helped lead Ursuline to state semifinals and a 24-3 record as a senior... As a junior, helped lead the Irish to the regional championship game and an 18-6 record... Coach was Sean Durkin... Was a member of the National Honor Society and ranked sixth in his class.

#### PERSONAL

Parents are Edward and JoAnn... Has a brother (Eddie) and two sisters (Marissa and Shelby)... His brother Eddie is a catcher in the New York Mets organization... Major is engineering.



### JAKE #25 ROSS

**Catcher • Junior**  
Ht: 6-1 • Wt: 190 • B/T: R/R  
Covington, Wash.  
Kentlake / Tacoma CC

#### TACOMA COMMUNITY COLLEGE

Batted .212 with two home runs in 38 games as a sophomore... Hit .238 in 42 at bats as a freshman... Coach was Ryan Mummert.

#### HIGH SCHOOL

Batted .313 as an honorable mention player... Named the top prospect at the Baseball Factory event at Newport High School... Also played football.

#### PERSONAL

Son of Jeff and Heidi... Has a brother (Brock)... Major is criminal justice.



### DAVID #3 SALUGA

**Outfield • Senior**  
Ht: 6-2 • Wt: 175 • B/T: L/R  
Hermitage, Pa.  
Hickory

#### 2013: JUNIOR

Played in 40 games, 20 of which he started... Made 12 starts in the outfield and eight at designated hitter... Batted .218 with 10 runs, two doubles, a homer and seven RBIs... was 2-for-3 on stolen base attempts... Had two hits on four occasions... Hit his home run against Manhattan on March 9 at Pittsburgh... That concluded a season-long three-game hitting streak... Also scored twice against the Jaspers... Drove in a season-high two runs at UIC (3/16)... Was 2-for-2 with a run scored off the bench against Wright State (5/3).

#### 2012: SOPHOMORE

Played in 33 games, eight of which he started in the outfield... Made six starts in left field and one each in center and right... Started six of the final nine games... Batted .300 with 12 hits in 40 at bats... Scored eight runs, had one double and drove in three runs... Posted a .325 slugging percentage and a .408 on-base percentage... Hit .435 against Horizon League teams (10-for-23)... Hit safely in five of his final six games... Went 3-for-4 with a double and two runs scored in a start at Wright State (4/7)... Scored, had two singles, walked twice and stole a base against Wright State (5/13).

#### 2011: FRESHMAN

Played in 24 games, three of which he started in right field... Batted .111 with four runs and three RBIs... Two of his three hits came as a substitute at Xavier when he went 2-for-2 with a double, a run and an RBI (3/16)... Also scored and had an RBI at Tennessee Tech (3/12) and against Niagara (3/19)... Scored as a pinch runner at Valpo (4/17)... Had a pinch-hit single in the eighth against Milwaukee (5/7).



# 2014 YOUNGSTOWN STATE BASEBALL

## MEET THE PENGUINS

### HIGH SCHOOL

Earned three letters and was team captain one year... Hit .533 with four home runs, seven doubles, three triples and 24 RBIs as a senior... Earned first-team all-region and all-district accolades... As a junior, hit .455 with six home runs to earn first-team all-region honors... Helped lead Hickory to three regional titles and two district titles... Was also a two-time second-team all-region selection in golf... Was named to the high honor roll.

### PERSONAL

Son of Steve and Cyndy Saluga... Has a brother (Michael)... Major is middle childhood education... Recipient of the 2013-14 George M. and Helen L. Kohut Scholarship.

### CAREER STATS

	AVG	GP-GS	AB	R	H	2B	3B	HR	RBI	TB	SLG	BB	OBP	SB-A
2011	.111	24-3	27	4	3	1	0	0	3	4	.148	4	.226	0-1
2012	.300	33-8	40	8	12	1	0	0	3	13	.325	6	.408	2-4
2013	.218	40-20	78	10	17	2	0	1	7	22	.326	13	.326	2-3
Career	.221	97-31	145	22	32	4	0	1	13	39	.269	23	.331	4-8



## JASON #20

### SHIRLEY

Outfield • Junior

Ht: 5-10 • Wt: 165 • B/T: L/L

North Huntingdon, Pa.

Norwin

### 2013: SOPHOMORE

Played in 40 games, 26 of which he started... Made 16 starts as the designated hitter and 10 as the left fielder... Batted .252 with 17 runs scored, eight RBIs and four steals... Hit .326 with six runs scored in 17 Horizon League games... Registered five multiple-hit games and scored multiple times in three contests... Started the season with one hit in his first 23 at bats and batted .313 from March 16 through the rest of the season... Posted four multi-hit games in a six-game span from April 12-20... Was 12-for-22 during that stretch, which raised his average 148 points... Had three hits on three occasions... Was 3-for-4 with two walks and two runs scored against UIC (\$/19)... Was 3-for-5 at Pittsburgh (4/16) and against Alderson-Broadus (4/26)... His double came as a pinch hitter at Valparaiso (5/17)... Drove in a season-high two runs and stole a base against Akron (4/3).

### 2012: FRESHMAN

Played in 53 games and started the final 51 contests... Batted .303 with 31 runs scored, seven doubles, a triple and 16 RBIs... Posted a .349 on-base percentage and a .379 slugging percentage... Stole a team-high nine bases and ranked third on the club in average and on-base percentage... His 31 runs and 24 walks ranked tied for second on the team... Batted .314 in league games with 18 runs in 30 games... Hit .385 (5-for-13) with three RBIs in the Horizon League Tournament... Held hitless in his first 10 at bats of the year and hit .319 the rest of the way... Held hitless in back-to-back games just twice in the final three months of the season... Posted 16 multi-hit games and drove in multiple runs four times... Six of his seven doubles came in the final 17 games... Hit safely in 10 straight games from March 30 through April 14... Set career highs by going 4-for-4 with three runs scored and two stolen bases against UIC on April 29.

### HIGH SCHOOL

Earned three letters at Norwin High... Batted .430 as a senior and .479 as a junior... Set a stolen base records for a career (44) and a season (27)... Was not caught stealing in his career... Led Pennsylvania in steals as a senior... Ranked in the top five in career hits at Norwin... Participated in the Keystone State Games and was a member of the WPIAL All-Stars as a senior.

### PERSONAL

Parents are Thomas and Marianne... Has a brother, Thomas, who pitched at Xavier and was a ninth-round draft choice by the Houston Astros in 2010... Major is communications.

### CAREER STATS

	AVG	GP-GS	AB	R	H	2B	3B	HR	RBI	TB	SLG	BB	OBP	SB-A
2012	.303	53-51	195	31	59	7	1	0	16	68	.349	24	.379	9-13
2013	.252	40-26	103	17	26	1	0	0	8	27	.262	13	.342	4-7
Career	.285	93-77	298	48	85	8	1	0	24	95	.319	37	.366	13-20



## BRENDON #32

### SHOEMAKE

Pitcher • Junior

Ht: 6-5 • Wt: 205 • B/T: R/R

La Canada, Calif.

La Canada / Santa Barbara City Coll.

### SANTA BARBARA CITY COLLEGE

Twice named to the All-Western State Conference team... As a sophomore, made 11 starts and one relief appearance... Was 4-3 with a 4.52 ERA in 69.2 innings... Struck out 46 batters... As a freshman, had a 3.2 ERA and a record of 7-5 in 82 innings.

### HIGH SCHOOL

Batted .375 over his three years... As a senior, hit .417 and was selected first-team all-area and first-team all-conference... Had a 2.57 ERA and held opposing batters to a .184 batting average.

### PERSONAL

Parents are Tal and Jodi... Has a brother (Nicholas) and a sister (Jamie).

## MEET THE PENGUINS



### BRAD #18 SMITH

Pitcher • Junior  
Ht: 5-10 • Wt: 190 • B/T: R/R  
Canfield, Ohio  
Canfield

#### 2013: SOPHOMORE

Pitched in six games out of the bullpen... Did not have a decision, and had a 17.18 ERA in 7.1 innings... Pitched two innings twice... Did not allow a run, surrendered one hit and struck out a batter in two scoreless frames at Charlotte (3/3)... Allowed one run in two innings against Wright State in his final outing of the year (5/3)... Seven of the 14 runs scored against him came at Pittsburgh on March 10... Four others came against the Panthers at home (4/9)... Allowed three runs six innings in the other four games in which he pitched.

#### 2012: FRESHMAN

Made three appearances out of the bullpen... Finished with a 4.50 ERA in two innings... Pitched a perfect inning against Fairfield (2/26)... Allowed a hit and a walk in 2/3 of an inning at VMI (3/10)... Allowed a run on two walks in 1/3 of an inning against Ohio (4/17).

#### HIGH SCHOOL

Earned two letters... Was 7-0 on the mound his senior year... Was an All-American Conference pick and was Canfield's MVP... Finished 6-1 with 40 strikeouts in 40 innings and a 2.10 ERA as a junior... Led the Cardinals to league titles as a junior and senior... Graduated with honors.

#### PERSONAL

Parents are Gregory and Melissa Smith... Has three brothers (Roman, Skyler and Reagan)... His aunt and uncle both attended YSU... His grandfather is a member of the YSU Athletics Hall of Fame... Major is finance.

#### CAREER STATS

	ERA	W-L	APP	GS	CG	SHO	SV	IP	H	R	ER	BB	SO	AVG
2012	4.50	0-1	3	0	0	0	0	2.0	1	1	1	3	0	.200
2013	17.18	0-0	6	0	0	0	0	7.1	12	14	14	8	2	.364
Career	14.46	0-1	9	0	0	0	0	9.1	13	15	15	11	2	.342



### RYAN #26 SMITH

Pitcher • R-Freshman  
Ht: 6-3 • Wt: 185 • B/T: R/R  
Hubbard, Ohio  
Hubbard

#### HIGH SCHOOL

Earned three letters for coach Brian Bosheff... Named all-conference as a pitcher as both a junior and senior... Led the All-American Conference in strikeouts his senior year... Earned team MVP and Coaches Award as a senior... Also played football, basketball and golf.

#### PERSONAL

Parents are William and Lynne Nagy... Has a sister (Morgan)... Major is exercise science... Recipient of the 2013-14 Ice Castle "Fun" Scholarship.



### MATT #31 SULLIVAN

Infield • Junior  
Ht: 6-4 • Wt: 195 • B/T: R/R  
Centerville, Ohio  
Centerville / Sinclair CC

#### SINCLAIR COMMUNITY COLLEGE

As a sophomore, batted .298 with four home runs and a team-high 37 RBIs in 49 games... Added seven stolen bases, a .392 on-base percentage and a .464 slugging percentage... As a freshman, he batted .317 with 16 extra-base hits in 52 games... Scored 30 runs and drove in 27 while stealing eight bases. His freshman year, the Tartan Pride finished with a 44-14 record and was ranked as high as third in the NJCAA poll.

#### HIGH SCHOOL

Earned three letters for coach Terry Dickten... Was the Greater Western Ohio Conference Player of the Year and a first-team all-area selection at pitcher by the Miami Valley Baseball Coaches Association... Earned all-division honors in basketball his junior year.

#### PERSONAL

Son of Brian and Lori... Has a sister (Jenna)... Major is exercise science.

# 2014 YOUNGSTOWN STATE BASEBALL

## MEET THE PENGUINS



### ROBERT #24 SWITKA

Pitcher • Senior  
Ht: 6-5 • Wt: 225 • B/T: R/R  
Youngstown, Ohio  
Ursuline/Mercyhurst

#### 2013: JUNIOR

Pitched in 11 games, five of which he started... Named the Horizon League Pitcher of the Week on Feb. 25... Was not scored upon in two innings out of the bullpen in Horizon League play... His first four appearances and his final appearance were starts... Got a total of five runs of support in his three losses... Did not factor in the decision at Wake Forest when he held the Demon Deacons scoreless on one hit over five innings (2/24)... His longest relief outing came at Kent State when he pitched 3.2 scoreless innings.

#### 2012: SOPHOMORE

Pitched in five of the first 10 games before missing the rest of the year with an injury... Posted an 0-1 record with a 14.14 ERA in seven innings... Struck out five and walked seven while opposing batters hit .457 off him... Did not allow an earned run in two innings against Monmouth (2/18)... Struck out two batters in two innings against Canisius in the season opener (2/17).

#### 2011: FRESHMAN

Went 2-8 with a 6.13 ERA in 18 appearances, 15 of which were starts... Tied the school record with 15 starts in a single season... His 30 strikeouts in Horizon League play ranked ninth in the conference... Posted a quality start in seven of his last 11 outings... Pitched seven innings six different times... Had an outstanding April, going 1-1 with a 2.23 ERA in his five starts and one relief appearance... Received two runs of support or fewer in seven of his eight losses... After walking 12 batters in his first four starts, he walked 15 in his last nine starts combined... His wins came against Toledo (3/18) and Cleveland State (4/23)... In a no-decision against Milwaukee at Miller Park, he retired 19 straight batters after allowing a first-inning homer (4/29).

#### HIGH SCHOOL

Earned four letters... Ranked 70th on The Buckeye Scout's Top 100 List... As a junior and senior, had a combined record of 14-3 and 165 strikeouts... Pitched a five-inning perfect game against Warren JFK his senior year, striking out 10 of the 15 batters he faced... Had a 1.20 ERA his senior year... As a junior, retired 13 straight hitters in a complete-game victory over Woodridge in the Division III regional semifinal... Played his first two years at Campbell Memorial High.

#### PERSONAL

Parents are Ken and Karla Hoffman... Graduated Summa Cum Laude with a Bachelor's degree in public health in May 2013... Pursuing Master's in Health and Human Services starting in Fall 2013.

#### CAREER STATS

	ERA	W-L	APP	GS	CG	SHO	SV	IP	H	R	ER	BB	SO	AVG
2011	6.13	2-8	18	15	0	0	0	83.2	118	66	57	27	48	.343
2012	14.14	0-1	5	0	0	0	0	7.0	16	13	11	7	5	.457
2013	5.40	0-3	11	5	0	0	0	23.1	27	16	14	14	10	.325
Career	6.47	2-12	34	20	0	0	0	114.0	161	95	82	48	63	.348



### JONAS #12 WELLAN

Catcher/1B • Sophomore  
Ht: 6-0 • Wt: 225 • B/T: L/R  
Las Vegas, Nev.  
Centennial

#### 2013: FRESHMAN

Played in 20 games, four of which he started... One start came at first base, and the other three were at designated hitter... Batted .156 with two doubles and four RBIs... Was 1-for-4 in league games... Had hits in three straight games off the bench from Feb. 22-24... His first career hit was a pinch-hit single at Wake Forest (2/22)... Doubled and had an RBI against the Demon Deacons two days later... Hit an RBI double against Wright State (5/3).

#### HIGH SCHOOL

Batted .440 with seven home runs... Set school records for walks and RBIs, and he earned the 2012 ABD Coaches Award... Earned a total of four letters at Centennial and Cimarron-Memorial... Was a member of the 2010 Bobby Valentine All-American Team... Also participated in tennis and mixed martial arts.

#### PERSONAL

Parents are James Wellan and Candice Salerno... Has a sister (Jayde)... Major is business... Born June 22.

#### CAREER STATS

	AVG	GP-GS	AB	R	H	2B	3B	HR	RBI	TB	SLG	BB	OBP	SB-A
2013	.156	20-4	32	0	5	2	0	0	4	7	.219	3	.229	0-0
Career	.156	20-4	32	0	5	2	0	0	4	7	.219	3	.229	0-0

## MEET THE PENGUINS



### JOSH #17 WHITE

Catcher • Senior  
Ht: 6-2 • Wt: 205 • B/T: R/R  
Eynon, Pa.  
Valley View, Pa. / Lackawanna

#### 2013: JUNIOR

Voted Second-Team All-Horizon League as well as a member of the league's all-newcomer team... First YSU player to earn all-league accolades at catcher since 2003 (Adam Cox)... Played in 49 games, 44 of which he started... 43 of those starts were at catcher, and one was as the designated hitter... Batted cleanup 22 times... Batted .303 with 18 runs scored, eight doubles and 26 RBIs... Was 3-for-5 on stolen-base attempts... Hit .325 and had a .419 on-base percentage in league play... Posted 13 multi-hit games, five multi-RBI games and five multi-run games... Batted a team-best .395 with runners in scoring position, and his 15 two-out RBIs were also a team high... His average stood at .192 on March 16, and he hit .354 the rest of the way... His best offensive game of the season came at home against Kent State when he went 4-for-5 with a double and six RBIs (5/1)... That was the highest RBI total by a Horizon League player during the season... Drove in two runs four times... Had three hits five times... Was 3-for-6 with a double, two runs scored and two RBIs at Ohio (3/19)... Also had three hits against West Virginia (2/22), Milwaukee (4/6), UIC (4/19) and Wright State (5/5)... YSU was 4-1 in those five games... Drove in at least one run in six consecutive games from April 19 to May 1.

#### LACKAWANNA COLLEGE

Earned second-team all-region honors as a sophomore... Batted .297 with 36 runs and 33 RBIs in 53 games while posting a .374 on-base percentage... Hit .265 as a freshman... Helped lead Lackawanna to two conference titles as well as an NJCAA World Series appearance as a sophomore.

#### HIGH SCHOOL

A four-year letterwinner and two-time team captain at Valley View High... Batted .481 as a junior and .411 with six homers as a senior... Named first-team all-region and first-team all-district... Was a member of the National Honor Society.

#### PERSONAL

Parents are John White and Christine Escott... Has a brother (Sheldon)... Major is administration... Born Jan. 18.

#### CAREER STATS

	AVG	GP-GS	AB	R	H	2B	3B	HR	RBI	TB	SLG	BB	OBP	SB-A
2013	.303	49-44	165	18	50	8	0	0	26	58	.352	14	.371	3-5
Career	.303	49-44	165	18	50	8	0	0	26	58	.352	14	.371	3-5



### JARED #27 WIGHT

Pitcher • Sophomore  
Ht: 6-4 • Wt: 185 • B/T: L/L  
Los Angeles, Calif.  
La Serna

#### 2013: FRESHMAN

Made 15 appearances, eight of which were starts... Was 2-2 with a 5.48 ERA in 47.2 innings... Allowed 31 runs, 29 of which were earned, on 54 hits and 19 walks... Struck out 25 batters, and opponents hit .310 against him... Left-handers hit just .189 against him... Was 1-1 with a 5.68 ERA in league games... Made his first career start against Morehead State, holding the Eagles to one earned run on two hits in four innings (3/5)... Earned his first career victory at Toledo when he held the Rockets to two runs in six innings (4/17)... That was his longest outing of the year... His other victory came over Wright State in his first conference start when he held the Raiders to three runs in 5.2 innings (5/5)... Held West Virginia to one run in four innings in a no decision (4/24)... Pitched three innings of scoreless relief at Wright State (3/29)... Struck out a career-high five batters in four innings out of the bullpen versus Manhattan (3/10).

#### HIGH SCHOOL

Batted .440 with seven home runs... Set school records for walks and RBIs, and he earned the 2012 ABD Coaches Award... Earned a total of four letters at Centennial and Cimarron-Memorial... Was a member of the 2010 Bobby Valentine All-American Team... Also participated in tennis and mixed martial arts.

#### PERSONAL

Parents are James Wellan and Candice Salerno... Has a sister (Jayde)... Major is business... Born June 22.

#### CAREER STATS

	ERA	W-L	APP	GS	CG	SHO	SV	IP	H	R	ER	BB	SO	AVG
2013	5.48	2-2	15	8	0	0	0	47.2	54	31	29	19	25	.310
Career	5.48	2-2	15	8	0	0	0	47.2	54	31	29	19	25	.310



**SHANE** #7  
**WILLOUGHBY**


**Infield • Freshman**  
Ht: 5-9 • Wt: 170 • B/T: R/R  
**Lawrence, Kan.**  
**Lawrence**

### HIGH SCHOOL

Earned four letters and was team captain one year as a shortstop and third baseman for coach Brad Stoll... Batted .360 with a .430 on-base percentage... On the mound, had 42 strikeouts without a walk as a junior... Named First-Team Class 6A all-state as a closer and all-league as a senior... Also played basketball where he was the defensive player of the year... Earned a spot on the USA Baseball Midwest Team the summer heading into his senior year.

### PERSONAL

Son of Mike and Sue... Has a brother (Troy) and a sister (Laura)... Major is business.



**KEVIN** #34  
**YARABINEC**

**Pitcher • Freshman**  
Ht: 6-3 • Wt: 190 • B/T: R/R  
**Sharpsville, Pa.**  
**Sharpsville**

### HIGH SCHOOL

Was the Region 2 Pitcher of the Year as a junior and senior... Also earned all-region honors as a senior at shortstop... Helped Sharpsville to a league title his senior year and a district title as a junior.

### PERSONAL

Parents are Daniel and Patricia... Has a brother (Daniel) and a sister (Jennifer)... Major is criminal justice.



Youngstown State enjoys playing its home games at one of the finest baseball facilities for a college program in the midwest in Eastwood Field.

Located in Niles, Ohio, in the back of the Eastwood Mall Complex, Eastwood Field also serves as the home of the Mahoning Valley Scrappers of the New York-Penn League.

A 6,300-seat open-air stadium, Eastwood Field was completed in 1999 and was originally named Cafaro Field in honor of the late Cafaro Company Founder, William Cafaro. With furnished locker rooms, sheltered batting cages, luxury suites a full concourse and a new state-of-the-art Daktronics ProStar LED video board, the facility ranks among the best in the region.


In May 2004, Eastwood Field served as the venue for the Horizon League Baseball Championship. YSU swept through the tournament with a perfect 4-0 record to earn its first ever conference championship and trip to the Division I NCAA Regional. It also served as the home of the Horizon League Championship in 2008 and 2013.

While the Penguins call the field home from March through May, the Scrappers, who are the short-season minor-league affiliate for the Cleveland Indians, play 38 home games each summer from mid-June through early September.

Eastwood Field is no stranger to postseason play as the Scrappers played host to playoff games in 1999, 2000, 2004 and 2009.

The Scrappers will be playing their 14th season in the stadium this summer while YSU is playing its 13th this spring.

In addition, Eastwood Field has played host to musical performances featuring Nelly, Kenny Rogers, Nickelodeon's Musical Fest, Ja Rule, The Village People, Kool and the Gang, LFO, B\*WITCHED, The Kinley's and 98 Degrees.



## WATSON AND TRESSEL TRAINING SITE (WATTS)



The Watson and Tressel Training Site (WATTS) is an on-campus facility that offers Youngstown State athletics one of the best indoor complexes in the Football Championship Subdivision and the Horizon League.

The concept for the complex was announced in the summer of 2007 when the Tressel and Watson Families presented the University with a \$1 million donation.

Through hard work by many, the facility opened for use in the fall of 2011.

This indoor facility is vital to the future success of the YSU athletic department. The WATTS will provide the most critical ingredient to meet the challenges presented by the opportunity of playing nationally-recognized competition.

Located to the east of Stambaugh Stadium and the YSU Tennis Courts, the WATTS features a full-length Shaw Sportexe PowerBlade HP+ synthetic turf system football field, a 300-meter state-of-the-art mondo track surface, two long-jump pits, a high-jump pit, four batting cages, protective netting, a training room and locker rooms.


The seasonal facility will accommodate athletic team practices, intramural sports, campus-wide activities and special events benefiting students, faculty, staff and the community throughout the year.

Soccer, men's and women's track and field, baseball, softball and football have the ability to practice in a safer, more comfortable environment. The facility also provides a significantly prolonged practice season to meet the challenge of the elevated level of competition YSU seeks to embrace.

In addition, the WATTS will serve as a community resource - providing a large, climate-protected venue for local youth organizations and high schools.

Utilization would benefit other campus constituencies as well. ROTC, intramurals and other student activities could now be engaged year round. Similarly, YSU can host numerous scholastic and community events that would equally benefit from the facility.

This \$12.3-million project was seen as a public/private partnership in that the construction costs would be sought through private philanthropy.



# 2014 YOUNGSTOWN STATE BASEBALL

## 2013 FINAL STATISTICS

### FINAL HITTING TOTALS

Player	AVG	GP-GS	AB	R	H	2B	3B	HR	RBI	TB	SLG%	BB	HBP	SO	GDP	OB%	SF	SH	SB-ATT
x-DOSCH, Drew	.338	54-54	201	40	68	15	3	3	30	98	.488	36	2	25	4	.434	5	2	3-6
DINELLO, Nick	.311	41-36	132	20	41	4	0	2	23	51	.386	11	7	17	2	.388	2	0	6-8
WHITE, Josh	.303	49-44	165	18	50	8	0	0	26	58	.352	14	5	20	5	.371	2	0	3-5
x-SCHROTH, Neil	.278	38-35	133	30	37	9	1	1	13	51	.383	16	1	26	2	.358	1	0	4-5
LIPARI, Phil	.263	56-55	194	23	51	12	1	0	27	65	.335	33	3	25	2	.372	4	1	9-12
x-HEATH, Marcus	.254	55-52	185	22	47	13	1	4	32	74	.400	14	8	29	6	.330	2	0	2-4
ACCARDI, Mike	.249	54-54	201	40	50	6	0	1	16	59	.294	31	8	33	3	.371	0	7	4-9
-----																			
x-BROWN, Logan	.286	3-2	7	0	2	0	0	0	0	2	.286	1	0	1	0	.375	0	0	0-0
MOULES, Kris	.284	29-28	102	14	29	4	0	1	13	36	.353	8	5	14	4	.359	2	1	3-5
SHIRLEY, Jason	.252	40-26	103	17	26	1	0	0	8	27	.262	13	1	18	2	.342	0	1	4-7
x-HIGGINS, Devin	.250	43-29	108	15	27	3	0	0	11	30	.278	12	5	30	4	.346	2	0	6-10
x-KUCEK, Jake	.237	18-9	38	3	9	1	0	0	2	10	.263	4	0	6	2	.310	0	0	0-1
x-POPIO, Dan	.226	19-6	31	5	7	2	0	0	6	9	.290	6	0	8	0	.342	1	0	1-1
HIX, Kevin	.225	44-19	71	6	16	3	0	0	4	19	.268	11	10	14	1	.402	0	1	2-3
x-GOUBEAUX, Craig	.219	15-12	32	3	7	1	0	0	3	8	.250	2	1	6	1	.278	1	0	0-1
SALUGA, David	.218	40-20	78	10	17	2	0	1	7	22	.282	13	1	21	1	.326	3	1	2-3
x-WILLIAMS, Padraic	.195	20-10	41	6	8	0	0	0	3	8	.195	4	0	7	3	.261	1	0	1-1
WELLAN, Jonas	.156	20-4	32	0	5	2	0	0	4	7	.219	3	0	8	0	.229	0	0	0-0
x-GRAHAM, Jack	.140	32-18	50	7	7	1	0	0	5	8	.160	2	6	15	0	.259	0	4	0-0
<b>Totals</b>	<b>.265</b>	<b>57-57</b>	<b>1904</b>	<b>279</b>	<b>504</b>	<b>87</b>	<b>6</b>	<b>13</b>	<b>233</b>	<b>642</b>	<b>.337</b>	<b>234</b>	<b>63</b>	<b>323</b>	<b>42</b>	<b>.360</b>	<b>26</b>	<b>18</b>	<b>50-81</b>
<b>Opponents</b>	<b>.318</b>	<b>57-57</b>	<b>1933</b>	<b>432</b>	<b>614</b>	<b>100</b>	<b>18</b>	<b>40</b>	<b>382</b>	<b>870</b>	<b>.450</b>	<b>214</b>	<b>99</b>	<b>230</b>	<b>29</b>	<b>.405</b>	<b>41</b>	<b>55</b>	<b>95-124</b>

### FINAL PITCHING TOTALS

Player	ERA	W-L	APP-GS	CG	SHO	SV	IP	H	R	ER	BB	SO	2B	3B	HR	B/AVG	WP	HBP	BK
O'BRIEN, Patrick	4.85	3-8	15-13	2	0/0	0	91.0	108	58	49	18	51	17	5	6	.295	4	10	3
x-AQUADRO, Blake	5.42	3-10	15-15	1	0/0	0	81.1	103	76	49	29	27	13	2	4	.309	9	22	1
-----																			
x-BROWN, Logan	0.00	0-0	1-0	0	0/0	0	1.0	2	0	0	1	1	0	0	0	.400	0	0	0
MANUPPELLI, Nic	3.38	0-3	25-0	0	0/0	7	29.1	31	20	11	15	19	5	0	1	.267	5	3	0
x-HORNER, Lance	4.00	0-2	11-4	0	0/0	0	36.0	34	18	16	18	20	6	0	2	.274	4	9	1
SWITKA, Robert	5.40	0-3	11-5	0	0/0	0	23.1	27	16	14	14	10	2	0	2	.325	1	6	0
WIGHT, Jared	5.48	2-2	15-8	0	0/0	0	47.2	54	31	29	19	25	12	1	2	.310	1	4	2
FREY, Alex	6.14	3-1	24-0	0	0/0	0	22.0	27	19	15	22	15	3	0	3	.300	6	4	2
KROKOS, Ryan	8.10	1-5	8-5	0	0/0	0	26.2	38	25	24	8	6	9	2	0	.342	1	5	0
HARLESS, Russ	8.12	1-3	16-3	0	0/0	0	41.0	59	47	37	10	20	9	2	9	.335	1	11	0
NORTH, Josh	8.31	0-3	20-1	0	0/0	0	21.2	32	26	20	20	15	4	2	0	.348	6	7	1
x-OKLESON, Erik	9.00	1-1	19-0	0	0/0	0	23.0	32	32	23	12	10	5	2	2	.327	5	7	1
x-WILLIAMS, Padraic	12.15	0-0	4-0	0	0/0	0	6.2	10	9	9	2	3	3	0	3	.345	0	5	0
x-SHEDLOCK, Pat	15.26	0-2	9-3	0	0/0	0	15.1	34	29	26	10	4	4	1	5	.436	2	2	0
SMITH, Brad	17.18	0-0	6-0	0	0/0	0	7.1	12	14	14	8	2	6	0	0	.364	2	3	1
x-GAJDA, Joey	21.60	0-0	4-0	0	0/0	0	5.0	11	12	12	8	2	2	1	1	.440	3	1	0
<b>Totals</b>	<b>6.53</b>	<b>14-43</b>	<b>57-57</b>	<b>3</b>	<b>0/0</b>	<b>7</b>	<b>478.1</b>	<b>614</b>	<b>432</b>	<b>347</b>	<b>214</b>	<b>230</b>	<b>100</b>	<b>18</b>	<b>40</b>	<b>.318</b>	<b>50</b>	<b>99</b>	<b>12</b>
<b>Opponents</b>	<b>3.83</b>	<b>43-14</b>	<b>57-57</b>	<b>1</b>	<b>3/2</b>	<b>23</b>	<b>501.0</b>	<b>504</b>	<b>279</b>	<b>213</b>	<b>234</b>	<b>323</b>	<b>87</b>	<b>6</b>	<b>13</b>	<b>.265</b>	<b>43</b>	<b>63</b>	<b>7</b>

x - non-returning player



# 2014 YOUNGSTOWN STATE BASEBALL

## 2013 IN REVIEW

### 2013 Results

Overall: 14-43 • Home: 5-15 • Away: 7-24 • Neutral: 2-4 • Horizon: 8-16

Date	Opponent	Score	RHE/RHE	Inn.	Record	Pitcher
Feb. 15	at Samford-1	3-5 L	3-3-0 / 5-7-0	7	0-1	Aquadro (L, 0-1)
Feb. 15	at Samford-2	3-17 L	3-8-1 / 17-18-1	9	0-2	Shedlock (L, 0-1)
Feb. 16	at Samford	0-13 L	0-6-8 / 13-16-1	9	0-3	Switka (L, 0-1)
Feb. 17	at Samford	W 6-4	6-9-1 / 4-6-3	9	1-3	O'Brien (W, 1-0)
Feb. 22	vs. West Virginia	W 10-7	10-13-3 / 7-12-6	9	2-3	Aquadro (W, 1-1)
Feb. 22	at Wake Forest	2-8 L	2-10-1 / 8-10-0	9	2-4	Krokos (L, 0-1)
Feb. 23	vs. West Virginia	3-7 L	3-8-2 / 7-10-1	9	2-5	O'Brien (L, 1-1)
Feb. 24	at Wake Forest	5-6 L	5-8-1 / 6-8-6	9	2-6	Manuppelli (L, 0-1)
March 1	at Charlotte	3-9 L	3-4-2 / 9-15-1	9	2-7	O'Brien (L, 1-2)
March 2	at Charlotte	1-3 L	1-6-2 / 3-6-0	9	2-8	Aquadro (L, 1-2)
March 3	at Charlotte-1	4-10 L	4-5-1 / 10-9-2	9	2-9	Switka (L, 0-2)
March 3	at Charlotte-2	2-5 L	2-4-3 / 5-6-0	9	2-10	Frey (L, 0-1)
March 5	vs. Morehead State-1	1-3 L	1-5-2 / 3-4-0	9	2-11	Wight (L, 0-1)
March 5	vs. Morehead State-2	W 10-7	10-13-3 / 7-12-1	9	3-11	Frey (W, 1-1)
March 9	vs. Manhattan	5-7 L	5-13-1 / 7-10-0	9	3-12	O'Brien (L, 1-3)
March 9	at Pittsburgh	2-9 L	2-7-3 / 9-8-0	9	3-13	Aquadro (L, 1-3)
March 10	vs. Manhattan	1-6 L	1-12-2 / 6-12-0	9	3-14	Krokos (L, 0-2)
March 10	at Pittsburgh	1-16 L	1-4-0 / 16-18-2	9	3-15	Switka (L, 0-3)
March 16	at UIC * -1	W 8-7	8-10-3 / 7-8-3	9	4-15 (1-0)	Frey (W, 2-1)
March 16	at UIC * -2	1-4 L	1-7-1 / 4-9-1	9	4-16 (1-1)	North (L, 0-1)
March 17	at UIC *	1-8 L	1-4-0 / 8-12-1	9	4-17 (1-2)	Krokos (L, 0-3)
March 19	at Ohio	W20-15	20-16-1 / 15-18-5	9	5-17	Okleson (W, 1-0)
March 28	at Wright State *	W 10-1	10-11-0 / 1-7-1	9	6-17 (2-2)	Aquadro (W, 2-3)
March 29	at Wright State *	3-5 L	3-8-0 / 5-10-1	9	6-18 (2-3)	Krokos (L, 0-4)
March 30	at Wright State *	W 7-4	7-8-2 / 4-8-2	9	7-18 (3-3)	Frey (W, 3-1)
April 2	at Ohio State	0-3 L	0-2-0 / 3-10-0	9	7-19	Horner (L, 0-1)
April 3	AKRON	4-5 L	4-8-1 / 5-8-2	9	7-20	Shedlock (L, 0-2)
April 5	MILWAUKEE *	4-14 L	4-7-4 / 14-17-3	9	7-21 (3-4)	Aquadro (L, 2-4)
April 6	MILWAUKEE *	W 10-1	10-14-3 / 1-5-1	9	8-21 (4-4)	O'Brien (W, 2-3)
April 7	MILWAUKEE *	W 6-2	6-11-1 / 2-7-1	9	9-21 (5-4)	Krokos (W, 1-4)
April 9	PITTSBURGH	7-24 L	7-11-1 / 24-24-2	9	9-22	Krokos (L, 1-5)
April 10	at West Virginia	1-5 L	1-5-0 / 5-12-1	9	9-23	Harless (L, 0-1)
April 12	VALPARAISO *	2-9 L	2-12-5 / 9-13-0	9	9-24 (5-5)	Aquadro (L, 2-5)
April 13	VALPARAISO *	3-6 L	3-7-3 / 6-13-1	9	9-25 (5-6)	O'Brien (L, 2-4)
April 14	VALPARAISO *	W 4-3	4-9-1 / 3-5-0	9	10-25 (6-6)	Harless (W, 1-1)
April 16	at #25 Pittsburgh	9-11 L	9-11-1 / 11-12-4	9	10-26	Harless (L, 1-2)
April 17	at Toledo	W 13-4	13-15-0 / 4-12-1	9	11-26	Wight (W, 1-1)
April 19	UIC *	11-15 L	9-11-1 / 11-12-4	9	11-27 (6-7)	Aquadro (L, 2-6)
April 20	UIC *	W 12-7	12-13-0 / 7-9-3	9	12-27 (7-7)	O'Brien (W, 3-4)
April 21	UIC *	4-5 L	4-7-1 / 5-8-1	9	12-28 (7-8)	Horner (L, 0-2)
April 23	at Kent State-1	W 10-4	10-14-1 / 4-3-2	7	13-28	Aquadro (W, 3-6)
April 23	at Kent State-2	2-5 L	2-2-0 / 5-7-1	7	13-29	North (L, 0-2)
April 24	WEST VIRGINIA	6-7 L	6-6-1 / 7-12-6	9	13-30	Manuppelli (L, 0-2)
April 26	ALDERSON-BROADDUS+	9-11 L	9-17-3 / 11-15-4	9	13-31	Harless (L, 1-3)
May 1	KENT STATE	8-9 L	8-13-3 / 9-12-2	9	13-32	Manuppelli (L, 0-3)
May 3	WRIGHT STATE *	4-18 L	4-10-2 / 18-20-1	9	13-33 (7-9)	Aquadro (L, 3-7)
May 4	WRIGHT STATE *	3-6 L	3-4-3 / 6-11-0	9	13-34 (7-10)	O'Brien (L, 3-5)
May 5	WRIGHT STATE *	W 7-4	7-9-0 / 4-8-1	9	14-34 (8-10)	Wight (W, 2-1)
May 11	at Milwaukee * -1	7-12 L	7-12-3 / 12-21-0	9	14-35 (8-11)	O'Brien (L, 3-6)
May 11	at Milwaukee * -2	0-8 L	0-6-2 / 8-7-0	9	14-36 (8-12)	Aquadro (L, 3-8)
May 12	at Milwaukee *	3-8 L	3-9-1 / 8-9-0	9	14-37 (8-13)	Wight (L, 2-2)
May 14	CANISIUS	3-5 L	3-8-1 / 5-10-0	9	14-38	Okleson (L, 1-1)
May 16	at Valparaiso *	1-4 L	1-12-2 / 4-7-0	9	14-39 (8-14)	O'Brien (L, 3-7)
May 17	at Valparaiso *	4-7 L	4-10-2 / 7-13-1	9	14-40 (8-15)	Aquadro (L, 3-9)
May 18	at Valparaiso *	2-3 L	2-11-1 / 3-6-1	9	14-41 (8-16)	North (L, 0-3)
May 22	WRIGHT STATE &	3-6 L	3-8-3 / 6-8-3	9	14-42	O'Brien (L, 3-8)
May 24	UIC &	5-15 L	5-6-5 / 15-16-0	9	14-43	Aquadro (L, 3-10)

### First Team All-Horizon League

P	Jake Long	Milwaukee
P	Tomas Michelson	UIC
C	Garrett Gray	Wright State
1B	Alex Grunenwald	UIC
2B	Michael Porcaro	Milwaukee
SS	Spencer Mahoney	Valparaiso
<b>3B</b>	<b>Drew Dosch</b>	<b>Youngstown State</b>
OF	Kieston Greene	Wright State
OF	Chris Manning	Valparaiso
OF	Derek Peake	Milwaukee
DH	Will Fadness	Milwaukee
UT	Andrew Bain	Valparaiso

### Second Team All-Horizon League

P	Karch Kowalczyk	Valparaiso
P	Cole Webb	Valparaiso
P	Mike Schneider	Milwaukee
<b>C</b>	<b>Josh White</b>	<b>Youngstown State</b>
1B	John Loeffler	Valparaiso
2B	Tanner Vavra	Valparaiso
<b>SS</b>	<b>Phil Lipari</b>	<b>Youngstown State</b>
3B	Joe Betcher	UIC
OF	Tyler Detmer	UIC
OF	Jonathan Capasso	Milwaukee
OF	Luke Meeteer	Milwaukee
DH	Ryan Boss	UIC
UT	Ryan Solberg	Milwaukee

### Horizon League All-Newcomer

P	Ian Lewandowski	UIC
P	Cole Webb	Valparaiso
<b>P</b>	<b>Lance Horner</b>	<b>Youngstown State</b>
P	Chris DeBoo	Valparaiso
C	Mitch Ghelfi	Milwaukee
<b>C</b>	<b>Josh White</b>	<b>Youngstown State</b>
1B	Pat Wilson	Milwaukee
SS	Andres Ortega	UIC
OF	Nick DiNello	Youngstown State
OF	Mark Fowler	Wright State
OF	Kieston Greene	Wright State
OF	Bryce Hara	Valparaiso

### Horizon League All-Tournament

P	Dalton Lundeen	Valparaiso
P	Karch Kowalczyk	Valparaiso
C	Garrett Gray	Wright State
1B	Alex Grunenwald	UIC
2B	Michael Porcaro	Milwaukee
SS	Spencer Mahoney	Valparaiso
3B	Joe Betcher	UIC
OF	Kieston Greene	Wright State
OF	Chris Manning	Valparaiso
OF	Alex De LaRosa	UIC
UT	Andrew Bain	Valparaiso

Player of the Year: Michael Porcaro, Milwaukee  
 Pitcher of the Year: Jake Long, Milwaukee  
 Newcomer of the Year: Mitch Ghelfi, Milwaukee  
 Relief Pitcher of the Year: Karch Kowalczyk, Valpo  
 Coach of the Year: Scott Doffek, Milwaukee  
 Tournament MVP: Karch Kowalczyk, Valparaiso

\* - Horizon League

+ - at Cene Park

& - Horizon League Tournament (Eastwood Field)


# 2014 YOUNGSTOWN STATE BASEBALL

## YEAR-BY-YEAR BATTING STATISTICS

Year	G	AB	R	H	Avg.	2B	3B	HR	RBI	BB	SO	SB-SBA
1948	12											
1949	13											
1950	10											
1958	17											
1959	16											
1960	13											
1961	12											
1962	18											
1963	15	441	73	134	.304	22	8	8	60	45	77	30
1964	20	611	170	204	<b>.334</b>	28	10	8	148	111	98	30-
1965	20	609	135	183	.305	19	10	7	85	95	121	59-
1966	21	622	142	203	.326	24	9	10	108	N/A	N/A	40-
1967	22	595	120	176	.296	21	7	10	93	90	98	32-
1968	24	659	129	191	.291	17	14	6	102	96	126	63-
1969	31	923	178	276	.299	46	8	8	130	103	106	77-96
1970	39	1068	183	310	.290	43	11	11	153	126	158	<b>104-</b>
1971	33	923	208	293	.317	41	9	23	183	117	126	46-
1972	34	943	154	250	.265	42	3	15	125	134	174	45-
1973	32	828	146	205	.248	32	3	8	113	135	168	61-
1974	28	757	151	231	.305	36	5	9	117	N/A	N/A	66-74
1975	35	872	155	237	.272	46	6	14	140	147	142	49-54
1976	34	951	152	249	.262	32	10	20	130	111	196	46-51
1977	34	926	173	238	.257	32	8	10	134	143	206	66-73
1978	24	662	128	211	.319	31	7	9	104	116	98	24-27
1979	26	730	118	203	.278	30	7	10	103	97	107	44-50
1980	31	926	149	272	.293	42	8	17	129	86	137	30-45
1981	29	278	130	230	.290	31	9	13	108	92	125	20-26
1982	37	1,047	224	324	.309	42	15	16	192	160	167	48-63
1983	37	994	171	264	.266	47	9	10	150	155	153	31-46
1984	38	1,106	176	301	.272	49	5	24	140	136	169	25-41
1985	46	1,341	231	366	.273	75	6	24	165	180	240	30-42
1986	46	1,350	203	359	.266	50	11	26	185	165	217	20-30
1987	42	1,253	208	342	.273	59	7	33	180	161	220	43-48
1988	49	1,429	229	372	.260	59	9	26	202	173	262	70-85
1989	39	1,049	194	254	.242	45	9	7	167	176	230	53-72
1990	50	1,493	230	356	.239	64	10	14	174	206	287	38-60
1991	50	1,451	317	430	.296	85	7	26	276	212	218	50-63
1992	42	1,246	192	340	.273	62	3	24	165	161	187	19-34
1993	46	1,381	195	362	.262	69	7	12	176	158	212	42-61
1994	49	1,513	301	456	.302	89	21	29	251	175	260	41-62
1995	54	1,621	339	477	.294	98	10	43	283	<b>227</b>	270	57-70
1996	47	1,337	232	348	.260	54	17	22	208	157	261	48-68
1997	50	1,643	353	529	.322	85	<b>25</b>	23	324	192	246	86-111
1998	48	1,525	266	431	.283	93	16	32	233	153	326	85-102
1999	56	1,724	322	511	.296	103	12	33	276	186	344	50-71
2000	55	1,698	319	505	.297	82	18	38	285	192	306	44-63
2001	55	1,804	401	585	.324	114	12	31	355	207	265	79-105
2002	44	1,381	203	377	.273	62	4	18	181	101	217	37-52
2003	55	1,784	313	500	.280	91	17	32	274	191	317	51-73
2004	54	1,694	259	451	.266	81	5	28	227	162	282	34-55
2005	56	1,815	290	544	.300	97	16	23	264	128	249	37-54
2006	55	1,951	342	592	.303	108	10	36	310	168	242	45-79
2007	56	<b>2,016</b>	323	589	.292	94	9	27	274	152	289	37-63
2008	56	1,985	313	578	.291	104	8	29	279	166	327	67-93
2009	51	1,712	274	477	.279	84	12	32	245	139	300	50-70
2010	56	1,999	<b>417</b>	<b>609</b>	.305	<b>115</b>	8	<b>60</b>	<b>380</b>	216	<b>388</b>	60-90
2011	55	1,775	180	426	.240	51	7	7	161	186	343	43-69
2012	55	1,852	236	475	.256	75	5	20	214	220	335	34-58
2013	<b>57</b>	1,904	279	504	.265	87	6	13	233	234	323	50-81



Brandon Caipen had a team-high 76 hits out of YSU's school-record 592 during the 2006 season.



Jacke Healey hit 12 of YSU's 60 home runs in the 2010 record-setting season.



In 2005-06, Justin Banks helped the Guins hit .300 in back-to-back seasons for the first time in 40 years.

# 2014 YOUNGSTOWN STATE BASEBALL

## YEAR-BY-YEAR PITCHING STATS

Year	G	W-L	CG	IP	H	R	ER	ERA	BB	SO	SHO	SV
1948	12							NO STATS AVAILABLE				
1949	13							NO STATS AVAILABLE				
1950	10							NO STATS AVAILABLE				
1958	17							NO STATS AVAILABLE				
1959	16							NO STATS AVAILABLE				
1960	13							NO STATS AVAILABLE				
1961	12							NO STATS AVAILABLE				
1962	18							NO STATS AVAILABLE				
1963	15	11-4	--	118	92	52		3.97	40	111	--	
1964	20	19-1	--	155	104	46	29	1.68	58	141	<b>6</b>	
1965	40	16-6	12	172	130	81	47	2.45	74	193	4	
1966	21	16-5	13	158	91	56	42	2.15	77	155	5	
1967	22	16-6	14	162	100	47	27	<b>1.53</b>	79	194	2	
1968	34	19-5	15	176	115	60	42	2.45	77	205	5	
1969	31	21-10	18	236	186	99	55	2.10	97	186	2	
1970	39	24-15	24	289	224	115	88	2.74	101	204	5	
1971	33	24-9	19	232	212	117	103	4.00	122	181	3	
1972	34	20-14	18	261	205	116	85	2.93	126	220	3	
1973	32	21-11	13	236	192	134	104	3.97	124	205	<b>6</b>	
1974	28	22-6	16	194.6	162	85	57	2.63	83	161	<b>6</b>	
1975	35	20-15	--	224	211	118	70	2.81	117	187	5	2
1976	34	20-14	21	255	176	131	105	3.71	125	264	5	N/A
1977	34	26-8	<b>29</b>	333	186	104	67	1.81	135	284	<b>6</b>	N/A
1978	24	15-9	20	176	111	65	50	2.56	90	188	<b>6</b>	N/A
1979	26	21-5	15	192	128	70	44	2.06	91	169	4	N/A
1980	31	13-18	--	228	249	155	120	4.72	101	176	1	2
1981	41	11-18	16	197	211	130	98	4.48	86	131	3	N/A
1982	37	23-14	20	255	271	181	120	4.24	137	171	5	3
1983	37	17-20	15	258.3	265	197	156	5.43	185	159	4	N/A
1984	38	15-23	13	276	349	264	214	6.98	176	166	3	1
1985	46	17-29	13	346.1	446	353	299	7.78	195	185	2	0
1986	46	17-29	17	321.1	422	311	254	7.12	212	195	2	2
1987	42	10-32	11	303	396	341	268	7.96	164	197	2	2
1988	49	24-25	19	359	424	299	236	5.92	202	242	2	6
1989	39	19-20	18	281	302	213	170	5.43	147	195	4	2
1990	50	20-29	13	381	432	299	266	5.33	204	242	2	6
1991	50	27-23	18	352	359	225	189	4.83	165	237	5	1
1992	42	13-29	7	250	367	282	166	5.98	165	126	0	2
1993	46	20-26	11	354	359	238	194	4.92	159	207	<b>6</b>	4
1994	49	26-23	15	363	480	326	274	6.78	165	245	2	5
1995	54	37-17	14	406	438	258	202	4.47	207	253	3	<b>14</b>
1996	42	20-25	19	337.2	350	206	166	4.42	153	219	5	6
1997	50	29-21	11	387	469	302	237	4.29	187	298	1	7
1998	48	17-31	7	364	452	301	230	5.68	186	274	1	7
1999	56	20-36	15	408	587	438	354	6.07	196	207	0	3
2000	55	24-31	16	412	553	391	323	7.05	210	345	0	4
2001	55	24-30-1	9	429.2	533	378	307	6.43	<b>252</b>	424	3	6
2002	44	18-26	6	351.1	401	261	206	5.28	174	301	2	8
2003	55	27-28	14	448.2	528	349	268	5.38	197	<b>431</b>	2	5
2004	54	22-32	10	430.1	490	330	260	5.44	225	332	1	10
2005	56	29-27	7	445.2	494	325	264	5.33	198	333	<b>6</b>	10
2006	55	26-29	1	480.1	551	334	255	4.78	179	360	0	9
2007	56	19-37	3	483.2	600	394	327	6.08	197	300	0	9
2008	56	23-33	7	<b>495.1</b>	578	374	300	5.45	214	301	1	6
2009	51	16-35	8	421.2	540	362	310	6.62	210	300	1	4
2010	56	22-34	2	488.1	<b>648</b>	449	380	7.00	232	423	0	5
2011	55	14-41	1	465.1	601	390	336	6.50	217	314	0	6
2012	55	11-44	2	476.1	645	<b>476</b>	<b>388</b>	7.33	229	319	0	2
2013	<b>57</b>	14-43	3	478.1	614	432	347	6.53	214	230	0	7



Andy Svitak pitched in three shutouts to help the 2005 squad to a school-record six white-washes.



Justin Thomas collected 80 of YSU's school record 431 strikeouts as a freshman in 2003.



Bill Sattler threw eight of Youngstown State's school-record 29 complete games in 1977.

# 2014 YOUNGSTOWN STATE BASEBALL

## YEARLY STATISTICAL LEADERS

### BATTING AVERAGE

1963	_ Larry Seneta	.434
1964	_ Tom Santore	.380
1965	_ Tom Santore	.422
1966	<b>_ Roy Myers</b>	<b>.456</b>
1967	_ Tony DelBene	.370
1968	_ Tony DelBene	.419
1969	_ Nick Gesacion	.362
1970	_ Bill Kozak	.369
1971	_ Bill Kozak	.417
1972	_ Lou Zitello	.337
1973	_ Gregg Merrill	.375
1974	_ Mike Zaluski	.415
1975	_ Mike Szenborn	.368
1976	_ Mike Zaluski	.336
1977	_ Wayne Zetts	.337
1978	_ Dave DelBene	.365
1979	_ Joe Iacobucci	.333
1980	_ Bill Hardy	.415
1981	_ Scott Bass	.395
1982	_ Tom Abbas	.379
1983	_ Dennis Krancevich	.381
1984	_ Dennis Krancevich	.424
1985	_ Jeff Stofko	.392
1987	_ Vic Kuchmaner	.360
1988	_ Bob Janeda	.333
1989	_ Chris Durkin	.341
1990	_ Chris Durkin	.309
1991	_ Chris Durkin	.432
1992	_ Joe Ayette	.405
1993	_ Brian Myers	.313
1994	_ Lou Vassalotti	.412
1995	_ Jamie Palumbo	.340
1996	_ Jason Billig	.323
1997	_ Chad Shultz	.406
1998	_ Chad Shultz	.376
1999	_ Mark Thomas	.406
2000	_ Kellen Dixon	.397
2001	_ Kendall Schlabach	.406
2002	_ Kendall Schlabach	.367
2003	_ Charles Schultz	.356
2004	_ Kendall Schlabach	.313
2005	_ Justin Banks	.356

2006	_ Erich Diedrich	.357
2007	_ John Koehnlein	.434
2008	_ Joe Iacobucci	.369
2009	_ John Koehnlein	.385
2010	_ Tom Clayton	.412
2011	_ Jeremy Banks	.300
2012	_ Jeremy Banks	.385
2013	_ Drew Dosch	.338

### HITS

1963	_ Larry Seneta	23
1964	_ Larry Seneta/Art Ricketts	26
1965	_ Tom Santore	29
1966	_ Roy Myers	31
1967	_ Jim Ferraro	23
1968	_ Brad Lawson	29
1969	_ Nick Gesacion	38
1970	_ Lou Zitello	43
1971	_ Bill Kozak	43
1972	_ Lou Zitello	34
1973	_ Mike Szenborn	40
1974	_ Mike Zaluski	39
1975	_ Mike Szenborn	39
1976	_ Mike Zaluski	38
1977	_ Wayne Zetts	35
1978	_ Dave DelBene	27
1979	_ Joe Iacobucci	31
1980	_ Mike Nittoli	38
1981	_ Bob Haseley	33
1982	_ John McAbier	45
1983	_ Eric Hovanec	45
1984	_ Dennis Krancevich	56
1985	_ Dennis Krancevich	61
1987	_ Vic Kuchmaner	54
1988	_ Bob Janeda	51
1989	_ Chris Durkin	42
1990	_ Chris Durkin	55
1991	_ Chris Durkin/Joe Roscoe	52
1992	_ Joe Roscoe	46
1993	_ Joe Ayette/Brian Myers	41
1994	_ Lou Vassalotti	68
1995	_ Jamie Palumbo	64
1996	_ Jamie Palumbo	44

1997	_ Chad Shultz	67
1998	_ Chad Shultz	68
1999	_ Mark Thomas	80
2000	_ Steve Mefferd	67
2001	_ K. Schlabach/Kellen Dixon	80
2002	_ Kendall Schlabach	61
2003	_ Charles Schultz	67
2004	_ Kendall Schlabach	62
2005	_ Justin Banks	67
2006	_ Brandon Caipen	76
2007	<b>_ John Koehnlein</b>	<b>108</b>
2008	_ Sean Lucas	71
2009	_ John Koehnlein	65
2010	_ Jacke Healey	83
2011	_ Jeremy Banks	64
2012	_ Drew Dosch	79
2013	_ Drew Dosch	68

### HOME RUNS


1963	_ Larry Seneta	4
1964	_ Larry Seneta/Jack Elliott	2
1965	_ Tom Santore	3
1966	_ Roy Myers/Jim Ferraro	4
1967	_ Jim Ferraro	3
1968	_ Alex Herman	2
1969	_ Allen Lisko	4
1970	_ Three Players	2
1971	_ Steve Rector	5
1972	_ Lou Zitello	5
1973	_ Gregg Merrill	3
1974	_ Three Players	2
1975	_ Mike Szenborn	4
1976	_ Fred Dellarco	9
1977	_ Wayne Zetts/Dino Balkan	2
1978	_ Dino Balkan	3
1979	_ Dave Zeigler	5
1980	_ Dave Zeigler	5
1981	_ Bob Gardner	5
1982	_ Mike Nittoli	7
1983	_ Dennis Krancevich	4
1984	_ Dennis Krancevich	7
1985	_ Jeff Stofko	8
1987	_ Jeff Stofko	9
1988	_ Three Players	5
1989	_ Three Players	2
1990	_ Chris Durkin	7
1991	_ Chris Durkin	9
1992	_ Joe Roscoe	8
1993	_ Tim Birkmeier	5
1994	_ Joe Ayette	11
1995	_ John Silvey	8
1996	_ Jamie Palumbo	6
1997	_ Jason Triveri	7
1998	_ Chad Shultz	7
1999	_ Mark Thomas	9
2000	_ Andrew Clough	9
2001	_ Jim Lipinski	10
2002	_ Adam Cox/Jim Lipinski	4
2003	_ Adam Cox	11
2004	_ Adam Cox	7
2005	_ Erich Diedrich	6
2006	_ Erich Diedrich	9
2007	_ Erich Diedrich	8
2008	_ Eric Marzec	5



Roy Myers' .456 batting average in 1966 is still the school record.



John Koehnlein posted a school-record 108 hits in 2007.



Dennis Krancevich was the first to post 60 hits in a year in 1985.



Jacke Healey set new school records in home runs, runs and RBIs in 2010.

# 2014 YOUNGSTOWN STATE BASEBALL

## YEARLY STATISTICAL LEADERS

2009	Jacke Healey	8
<b>2010</b>	<b>Jacke Healey</b>	<b>12</b>
2011	Jeremy Banks/David Leon	3
2012	Drew Dosch	8
2013	Marcus Heath	4

### RUNS BATTED IN

1963	Larry Seneta	15
1964	Larry Seneta	23
1965	Tom Santore	23
1966	Roy Myers	19
1967	Tony DelBene	13
1968	Brad Lawson	17
1969	Allen Lisko	19
1970	Lou Zitello	29
1971	Steve Rector	24
1972	Lou Zitello/Steve Rector	18
1973	Mike Szenborn	20
1974	Bob Gardner	20
1975	Mike Szenborn	31
1976	Fred Dellarco	27
1977	Wayne Zetts	23
1978	Dino Balkan/Andy Saxon	13
1979	Dave Zeigler	19
1980	Dave Zeigler	26
1981	Scott Bass/Bob Gardner	17
1982	Mike Nittoli	41
1983	Bob Gardner	29
1984	Dennis Krancevich	29
1985	Jeff Stofko	42
1987	Vic Kuchmaner	40
1988	Bob Janeda	27
1989	Jim Sotlar	22
1990	Brian Funge	29
1991	Chris Durkin	36
1992	Joseph Roscoe	30
1993	Tim Birkmeier	27
1994	John Silvey	31
1995	John Silvey	40
1996	Jason Triveri	25
1997	Jason Triveri	51
1998	Ray Farcas	42
1999	Ray Farcas	45
2000	Andrew Clough	50
2001	Todd Santore/Joe Marzano	50
2002	Adam Cox	30
2003	Adam Cox	37
2004	Adam Cox	36
2005	Charles Schultz	38
2006	Erich Diedrich	58
2007	Erich Diedrich	44
2008	Three Players	33
2009	Jacke Healey	36
<b>2010</b>	<b>Jacke Healey</b>	<b>59</b>
2011	Jeremy Banks	26
2012	Jeremy Banks	44
2013	Marcus Heath	32

### RUNS SCORED

1963	Larry Seneta	13
1964	Paul Rein	26
1965	Tom Santore	29
1966	Jim Ferraro	21

1967	Jim Ferraro/Bob Laylock	14
1968	Brad Lawson	19
1969	Nick Gesacion	22
1970	Nick Gesacion	28
1971	Brad Lawson	30
1972	Lou Zitello	25
1973	Mike Szenborn	25
1974	Mike Zaluski	24
1975	Mike Szenborn	39
1976	Mike Zaluski	22
1977	Dave DelBene	23
1978	Dino Balkan	19
1979	Andy Saxon/Dave Zeigler	18
1980	Dave Zeigler	26
1981	Bob Gardner	19
1982	Mark Snoddy	35
1983	Phil Panno	31
1984	Dennis Krancevich	30
1985	D. Krancevich/Rob Luklan	29
1987	Vic Kuchmaner	33
1988	Rob Armstrong	38
1989	Rob Armstrong	24
1990	Chris Durkin	42
1991	Chris Durkin	45
1992	Joseph Roscoe	27
1993	Nick Meiring	21
1994	Joe Avette	48
1995	Jason Triveri	42
1996	Jamie Palumbo	29
1997	Mark Thomas	49
1998	Chad Shultz	46
1999	Mark Thomas	54
2000	Steve Mefferd	45
2001	Kellen Dixon	52
2002	Kendall Schlabach	33
2003	Adam Cox	44
2004	Kendall Schlabach	41
2005	J.D. Hannan/Justin Banks	37
2006	Brandon Caipen	47
2007	John Koehnlein	51
2008	Sean Lucas	40
2009	Jacke Healey	37
<b>2010</b>	<b>Jacke Healey</b>	<b>63</b>
2011	Joe Iacobucci	30
2012	Drew Dosch	36
2013	Drew Dosch/Mike Accardi	40

### DOUBLES

1963	Art Ricketts	5
1964	Tom Santore/Art Ricketts	5
1965	Jim Ferraro	6
1966	Roy Myers	4
1967	Three Players	3
1968	Tony DelBene	6
1969	Bob Laylock	10
1970	Bill Kozak/Lou Zitello	10
1971	Brad Lawson/Steve Rector	8
1972	Steve Rector	7
1973	Mike Szenborn	11
1974	Three Players	5
1975	Mike Szenborn	13
1976	Fred Dellarco	12
1977	Wayne Zetts	5
1978	Joe Iacobucci	6

1979	Joe Iacobucci	5
1980	Mike Nittoli	10
1981	Jeff Weiland	6
1982	Mike Nittoli/Dave Baker	7
1983	Bob Gardner	9
1984	Dennis Krancevich	15
1985	Dennis Krancevich/Rob Luklan	15
1987	John DePiere	10
1988	Bob Janeda	12
1989	Bob Janeda	9
1990	Chris Durkin	13
1991	Brian Myers	15
1992	Joseph Roscoe	11
1993	Brian Myers	10
1994	Brad Heller	15
1995	Jamie Palumbo	17
1996	Jason Triveri	8
1997	Tom Harbold	14
<b>1998</b>	<b>Chad Shultz</b>	<b>23</b>
1999	Mark Thomas	22
2000	Todd Santore	11
2001	Todd Santore	21
2002	Adam Cox/Jim Lipinski	12
2003	Justin Banks	14
2004	Jim Lipinski	15
2005	Justin Banks	18
2006	Brent Parks	20
2007	Tom Clayton	20
2008	Sean Lucas	15
2009	Jacke Healey	17
2010	Joe Iacobucci	18
2011	Neil Schroth	9
2012	Jeremy Banks	16
2013	Drew Dosch	15

### TRIPLES

1963	Al Conti/Jack Elliott	2
1964	Art Ricketts	3
1965	Tom Santore	3
1966	Bob Laylock	3
1967	Seven Players	1
1968	Tony DelBene/Brad Lawson	4
1969	Bob Belich	2
1970	Nick Gesacion	3
1971	Three Players	2
1972	Three Players	1
1973	Three Players	1
1974	Greg Balakoff/Neil Guerrieri	2
1975	Six Players	1
1976	Three Players	1
1977	Mike Zaluski/Wayne Zetts	3
1978	Al DiRienzo	2
1979	Seven Players	1
1980	Three Players	2
1981	Mike Nittoli	3
1982	Bob Gardner	5
1983	Four Players	2
1984	Rob Luklan	2
1985	Robert Armeni	2
1987	Vic Kuchmaner	2
1988	Rob Armstrong	5
1989	Chris Durkin	3
1990	Chris Durkin	4
1991	Chris Durkin	2



Adam Cox led the Guins in RBIs and home runs from 2002-04.



Lou Vassalotti's seven triples in 1994 is two more than any other Guin's best total.



Chad Shultz's school record 23 doubles in 1998 helped him to a .376 average.

# 2014 YOUNGSTOWN STATE BASEBALL

## YEARLY STATISTICAL LEADERS

1992	Torry Zerilla	2
1993	Jamie Palumbo	3
<b>1994</b>	<b>Lou Vassalotti</b>	<b>7</b>
1995	Jamie Palumbo	3
1996	Monte Morris	3
1997	Chad Shultz/Jason Triveri	4
1998	Mark Thomas/Sean Wardle	3
1999	Mark Thomas	4
2000	Steve Mefferd/Clint Ford	4
2001	Kellen Dixon	3
2002	Kendall Schlabach	3
2003	Three Players	4
2004	Charles Schultz	3
2005	Six Players	2
2006	Three Players	2
2007	Four Players	2
2008	Eric Marzec/Sean Lucas	3
2009	John Koehnlein	4
2010	Jacke Healey	2
2011	Neil Schroth	4
2012	Marcus Heath	2
2013	Drew Dosch	3

### STOLEN BASES

1963	Art Ricketts	8
1964	Art Ricketts	8
1965	Ron Aulet	14
1966	Jim Ferraro	9
1967	Tony DelBene	14
1968	Nick Gesacion	21
1969	Nick Gesacion	30
<b>1970</b>	<b>Nick Gesacion</b>	<b>33</b>
1971	Brad Lawson/N. Gesacion	11
1972	Jim Hamrock	11
1973	Gregg Merrill	21
1974	Mike Zaluski	24
1975	Ron Kohl	13
1976	Mike Zaluski/Ed Kohl	15
1977	Dave DelBene/Ed Kohl	14
1978	Al DiRienzo/Bill Hardy	6
1979	Bill Hardy	10
1980	Bob Gardner	7
1981	Bob Gardner	4
1982	Bob Gardner	10
1983	Bob Gardner	9
1984	Jeff McNeely	10
1985	Jeff McNeely	9
1987	Vic Kuchmaner/Mike Murberger	7
1988	Jerry Dennis	27
1989	Rob Armstrong	12
1990	Chris Durkin	9
1991	Chris Durkin	16
1992	Torry Zerilla	6
1993	Nick Meiring	16
1994	Joe Avette	13
1995	Three Players	11
1996	Scott Arkwright	8
1997	Ray Farcas	22
1998	Mark Thomas	20
1999	Mark Thomas	12
2000	Kellen Dixon	11
2001	Kendall Schlabach/K. Dixon	19
2002	Kendall Schlabach	12
2003	Kendall Schlabach	13

2004	Kendall Schlabach	9
2005	J.D. Hannan	7
2006	J.D. Hannan	11
2007	John Koehnlein	8
2008	Sean Lucas	12
2009	John Koehnlein	11
2010	Jacke Healey	14
2011	Joe Iacobucci	7
2012	Jason Shirley	9
2013	Phil Lipari	9

### WALKS


1963	Don Nogay	11
1964	Paul Rein	17
1965	Tom Santore	13
1966	No stats	
1967	Jim Reesh	11
1968	Alex Herman	20
1969	Nick Gesacion	16
1970	Nick Gesacion	22
1971	Nick Gesacion	16
1972	Jim Hamrock	25
1973	Gregg Merrill	21
1974	No stats	
1975	Al Bleggi	28
1976	Andy Saxson	15
1977	Dave DelBene	28
1978	Dave DelBene	22
1979	Andy Saxson	17
1980	Scott Bass	21
1981	John Luklan	10
1982	Mark Snoddy	23
1983	Phil Panno	24
1984	Mark Snoddy	24
1985	Jeff Misko	29
1987	Jeff Stofko	22
1988	Rob Armstrong/Shawn McCart	23
1989	Rob Armstrong/Jim Sotlar	24
1990	Bob Janeda	27
1991	Chris Durkin/Joe Roscoe	23
1992	Torry Zerilla	26
1993	Brian Myers	30
1994	Joe Avette	32
1995	Jamie Palumbo	31
1996	Jake Corbett	19
1997	Mark Thomas	26
1998	Mark Thomas	25
1999	Mark Thomas	31
2000	Steve Mefferd	39
<b>2001</b>	<b>Steve Mefferd</b>	<b>52</b>
2002	Adam Cox	18
2003	Kendall Schlabach	33
2004	Kendall Schlabach	33
2005	Justin Banks	24
2006	Erich Diedrich	23
2007	Erich Diedrich	20
2008	David Leon	19
2009	John Koehnlein	20
2010	Joe Iacobucci	36
2011	Joe Iacobucci	23
2012	Phil Lipari	30
2013	Drew Dosch	36

### VICTORIES


1963	Ed Hughes	4
1964	John Pierog	4
1965	Donald Ross/Donald Rembold	4
1966	Don Leshnock	4
1967	Mike Malley/Donald Ross	4
1968	Don Leshnock	7
1969	Jim Criscione	7
1970	Gary Balakoff	7
1971	Rich Hanuschak/Gary Balakoff	5
1972	Three Players	4
1973	Three Players	5
1974	Jeff Maley/Rick Beck	4
1975	Rick Beck/Dave Dravecky	6
1976	Dave Dravecky	5
1977	Dave Dravecky	7
1978	Four Players	3
1979	Dave Smercansky /Bill Sattler	4
1980	Glenn Head	4
1981	Glenn Head/Randy Cameron	3
1982	Mark Schlarb/Mike Anderson	5
1983	Jim Tinkey	5
1984	Three Players	3
1985	Scott Baird/Mark Carlson	3
1987	Joe Marasti/Greg Solarz	4
1988	Joe Herubin/Jim Timko	5
<b>1989</b>	<b>Joe Herubin</b>	<b>9</b>
1990	Avery Krych	6
1991	Brian Wisniewski	6
1992	John Nurczyk	6
1993	Ron Kitchen	5
<b>1994</b>	<b>Jeff Santa</b>	<b>9</b>
1995	Three Players	6
1996	Scott Hitchcock	7
1997	Barry Daggett	6
1998	Derek Nelson	4
1999	Brian McFarland	6
2000	Kyle Sobecki	8
2001	Brad Hennessey/Jon Smart	6
2002	Matt Brumit	4
2003	Kyle Sobecki/Corey Ohalek	6
2004	Justin Thomas	7
2005	Justin Thomas	7
2006	Ryan Sellman	6
2007	Lucas Engle/Adam Kalafos	4
2008	Aaron Swenson	6
2009	Phil Klein	5
2010	Aaron Swenson	8
2011	Phil Klein	5
2012	Russ Harless/Blake Aquadro	3
2013	O'Brien/Aquadro/Frey	3

### GAMES STARTED


1963	No stats	-
1964	No stats	-
1965	Donald Rembold/Ronald Sabatino	4
1966	Don Leshnock	5
1967	Mike Malley/Don Leshnock	5
1968	Don Leshnock	8
1969	Mike Malley/Jim Criscione	7
1970	Gary Balakoff	8
1971	Steve Bartolin	10
1972	Steve Bartolin	8
1973	Bruce Donahue	8



Nick Gesacion swiped 30 bases in 1969 and 33 in 1970.



Steve Mefferd owns the two highest walk totals in school history – 39 in 2000 and 52 in 2001.



Kyle Sobecki won eight games in 2000 and six more in 2003.

# 2014 YOUNGSTOWN STATE BASEBALL

## YEARLY STATISTICAL LEADERS



Phil Klein made a school-record 15 starts as a senior in 2011.

1974	Jeff Maley	6
1975	No stats	-
1976	Bill Sattler	8
1977	Dave Dravecky	9
1978	Bill Sattler/Dave Dravecky	5
1979	Bill Sattler	5
1980	Glenn Head	6
1981	Joe Sekora/Glenn Head	7
1982	Mike Anderson	7
1983	Jim Tinkey	8
1984	Rich Jovanovich/Ken George	8
1985	Dave Zelasco	10
1987	Greg Solarz	10
1988	Jerry Dennis	10
1989	Joe Herubin/Jim Timko	11
1990	Joe Herubin/Ron Kitchen	11
1991	Brian Wisnewski	11
1992	Ron Kitchen	10
1993	Ron Kitchen	11
1994	Scott Hitchcock	12
1995	Jeff Santa	13
1996	John Caldwell/Gary Gubanich	8
1997	Three Players	8
1998	Sean Wardle	9
1999	Derek Nelson	14
2000	Andrew Clough	13
2001	Matt Brumit	13
2002	Matt Brumit	11
2003	Corey Ohalek	13
2004	Justin Thomas	14
2005	Justin Thomas	14
2006	Lucas Engle	14
2007	Engle/Adam Kalafos	14
2008	Aaron Swenson	13
2009	Aaron Swenson	13
2010	Aaron Swenson	14
2011	Phil Klein/Robert Switka	15
2012	Blake Aquadro	15
2013	Blake Aquadro	15

### APPEARANCES

1963	No stats	-
1964	Five Players	5
1965	Donald Ross	7
1966	Don Leshnock/Donald Rembold	6
1967	Donald Ross	7
1968	Don Leshnock	11
1969	Gary Balakoff	11
1970	Steve Bartolin	12
1971	Gary Balakoff	12
1972	Rich Hanuschak	11
1973	Darl Smith	14
1974	Mike Glinatsis	8
1975	Dave Dravecky	9
1976	Mike Glinatsis	9
1977	Dave Dravecky	9
1978	Dave Dravecky	6
1979	Bill Sattler	7
1980	Bob Haseley	9
1981	Joe Sekora/Glenn Head	7
1982	Mark Schlarb	9
1983	Eric Hovanec/Dave Moore	10
1984	Dave Moore	12
1985	Scott Baird/Dave Zelasco	12
1987	Joe Kocsis	14
1988	Doug Harrah	19
1989	Andrew Kortyna	16
1990	Matt Nurczyk	25
1991	Matt Nurczyk/Paul Totani	15
1992	John Nurczyk	22
1993	Matt Nurczyk	17
1994	Marc Morgan	18
1995	Scott Hitchcock/Marc Morgan	16
1996	Gary Gubanich	14
1997	Matt Murphy; Caldwell	17
1998	Shaun Robinson	15
1999	John Jones	15
2000	Kyle Sobecki	22
2001	Mike Abdalla	24
2002	Mike Abdalla	20
2003	Josh Wells/Paul Yates	18

2004	Andy Svitak	20
2005	Kevin Libeg/Ryan Sellman	26
2006	Ryan Sellman	30
2007	Andy Svitak	29
2008	Joe Antinone	19
2009	Anthony Munoz	27
2010	Kevin McCulloh	28
2011	Blake Aquadro/Erik Okleson	23
2012	Kevin McCulloh	32
2013	Nic Manuppelli	25

### STRIKEOUTS


1963	Ed Hughes	35
1964	Dan McAllister	33
1965	Donald Rembold	43
1966	Don Leshnock	60
1967	Mike Malley	57
1968	Don Leshnock	87
1969	Mike Malley	59
1970	Steve Bartolin	44
1971	Steve Bartolin	59
1972	Steve Bartolin	48
1973	Ed Knaus	50
1974	Rick Beck/Mike Glinatsis	30
1975	Dave Dravecky	51
1976	Dave Dravecky	77
1977	Bill Sattler	89
1978	Bill Sattler	48
1979	Bill Sattler	39
1980	Glenn Head	35
1981	Joe Sekora	37
1982	Mike Anderson	33
1983	Jim Tinkey	51
1984	Ken George	47
1985	Dave Zelasco	36
1987	Greg Solarz	53
1988	Doug Harrah	48
1989	Doug Harrah	48
1990	Doug Harrah	66
1991	Brian Wisnewski	71
1992	Ron Kitchen	34
1993	Ron Kitchen	48
1994	Jeff Santa	51
1995	Jeff Santa	48
1996	Shane Mead	56
1997	Shane Mead	54
1998	Sean Wardle	51
1999	Brian McFarland	55
2000	Kyle Sobecki	66
2001	Brad Hennessey	126
2002	Matt Brumit	60
2003	Justin Thomas	80
2004	Justin Thomas	82
2005	Justin Thomas	88
2006	Lucas Engle	72
2007	Lucas Engle	56
2008	Aaron Swenson	65
2009	Phil Klein	80
2010	Aaron Swenson	94
2011	Phil Klein	105
2012	Kevin McCulloh	52
2013	Patrick O'Brien	51



Brad Hennessey struck out a school-record 126 batters in 2001.



Matt Nurczyk led the Guins in appearances three out of four years from 1990-93.



Doug Harrah had the team-high in strikeouts from 1988-90.

# 2014 YOUNGSTOWN STATE BASEBALL

## ERA (MIN. 20 INN.)

1963	Ed Hughes	1.40
1964	John Pierog	2.01
1965	Donald Ross	0.52
1966	Don Leshnock	1.75
1967	Mike Malley	1.53
1968	Mike Ceremuga	1.38
1969	Gary Balakoff	1.20
1970	Dan Barker	1.27
1971	Rich Hanuschak	2.88
1972	Gary Balakoff	1.26
1973	Darl Smith	1.71
1974	Jeff Maley	0.62
1975	Rick Beck	1.25
1976	Dave Dravecky	0.51
1977	Bill Sattler	1.70
1978	<b>Dave Smercansky</b>	<b>0.36</b>
1979	Dave Baker	0.44
1980	George Vukovich	1.72
1981	Joe Sekora	1.86
1982	Mark Schlarb/Dave Moore	2.82
1983	Jim Tinkey	3.29
1984	Eric Hovanec	4.63
1985	Dave Moore	5.02
1987	Greg Solarz	5.71
1988	Bob Susa	4.92
1989	Sean Price	4.07
1990	Avery Krych	3.88
1991	Bill Whitacre	2.76
1992	John Nurczyk	4.71
1993	Marc Morgan	2.09
1994	Jim Mims	3.81
1995	Marc Morgan	1.35
1996	Gary Gubanich	2.91
1997	John Murphy	2.86
1998	Brad Habuda	3.05
1999	Brian McFarland	4.14
2000	Kyle Sobecki	2.96
2001	Brad Hennessey	4.06
2002	Chris Dennis	3.09
2003	Josh Wells	2.86
2004	Chris Dennis	3.61
2005	Justin Thomas	3.42
2006	Ryan Sellman	2.62
2007	Joe Antinone	5.04
2008	Eric Marzec	2.82
2009	Phil Klein	4.62
2010	Eric Marzec	3.92
2011	Phil Klein	3.61
2012	Kevin McCulloh	5.07
2013	Nic Manuppelli	3.38

## INNINGS PITCHED

1963	Ed Hughes	25.6
1964	John Pierog	31.3
1965	Donald Ross	33.6
1966	Don Leshnock	41
1967	Mike Malley	39
1968	Don Leshnock	63
1969	Mike Malley	59.6
1970	Gary Balakoff	59.6
1971	Steve Bartolin	52.3
1972	Gary Balakoff	56

1973	Ed Knaus	51
1974	Mike Glinatsis	35.3
1975	Mike Glinatsis	49.7
1976	Dave Dravecky	53.3
1977	Dave Dravecky	61.0
1978	Dave Dravecky	36.7
1979	Dave Smercansky	30.0
1980	Bob Hasseley	35.7
1981	Joe Sekora	38.7
1982	Rich Jovanovich	39.6
1983	Jim Tinkey	52.0
1984	Rich Jovanovich	44.2
1985	Dave Zelasco	63.2
1987	Joe Marasti	55.7
1988	Jim Timko	71.7
1989	Joe Herubin	75.7
1990	Doug Harrah	78.0
1991	Brian Wisnewski	71.3
1992	John Nurczyk	63
1993	Ron Kitchen	74.7
1994	Scott Hitchcock	71.7
1995	Scott Hitchcock	73.7
1996	Gary Gubanich/Shane Mead	55.7
1997	John Caldwell	60.2
1998	John Scudder	53.1
1999	Brian McFarland	76.0
2000	Kyle Sobecki	70.0
2001	Brad Hennessey	88.2
2002	Corey Ohalek	67.1
2003	Corey Ohalek	83.1
2004	Justin Thomas	93.1
2005	Justin Thomas	84.1
2006	Lucas Engle	99.0
2007	Lucas Engle	91.0
2008	Aaron Swenson	99.0
2009	Aaron Swenson	90.0
2010	<b>Aaron Swenson</b>	<b>99.2</b>
2011	Phil Klein	92.1
2012	Blake Aquadro	86.0
2013	Patrick O'Brien	91.0


## COMPLETE GAMES

1963	No stats	
1964	No stats	
1965	Donald Ross/Donald Rembold	3
1966	Don Leshnock	4
1967	Mike Malley	5
1968	Don Leshnock	8
1969	Mike Malley	6
1970	Gary Balakoff	5
1971	Rich Hanuschak	5
1972	Ed Knaus	5
1973	Darl Smith	5
1974	No stats	
1975	No stats	
1976	Dave Dravecky	6
1977	Dave Dravecky	8
1978	Bill Sattler	5
1979	Dave Smercansky	4
1980	No stats	
1981	Joe Sekora	5
1982	Mike Anderson	6
1983	Jim Tinkey	6
1984	Rich Jovanovich	4


1985	Dave Zelasco	6
1987	Joe Marasti/Greg Solarz	4
1988	Jerry Dennis	7
1989	<b>Joe Herubin</b>	<b>9</b>
1990	Ron Kitchen	4
1991	Brian Wisnewski	5
1992	John Nurczyk	4
1993	Ron Kitchen	6
1994	Scott Hitchcock/Jeff Santa	4
1995	Scott Hitchcock	3
1996	Shane Mead	5
1997	Shane Mead	5
1998	Barry Daggett	2
1999	Brian McFarland	7
2000	Kyle Sobecki	5
2001	Brad Hennessey	5
2002	Corey Ohalek	3
2003	Corey Ohalek	7
2004	Chris Dennis/Justin Thomas	4
2005	Justin Thomas	4
2006	Lucas Engle	1
2007	Lucas Engle	2
2008	Aaron Swenson	5
2009	Aaron Swenson	6
2010	Swenson/Blake Aquadro	1
2011	Phil Klein	1
2012	Russ Harless/Blake Aquadro	1
2013	Patrick O'Brien	2

## SAVES

1980	George Vukovich	1
1980	Glenn Head	1
1981	None	0
1982	Three Players	1
1984	Todd Nicolas	1
1985	None	0
1987	Jim Dennison/Joe Kocsis	1
1988	Doug Harrah	4
1989	Andrew Kortyna	2
1990	Doug Harrah	3
1991	Ray Ellington	1
1992	Jon Crays/John Nurczyk	1
1993	Marc Morgan	1
1994	Marc Morgan	4
1995	<b>Marc Morgan</b>	<b>10</b>
1996	Rick Havrilla/John Murphy	2
1997	Shane Mead/Rick Havrilla	2
1998	Andrew Clough	4
1999	Andrew Clough	3
2000	Mike Abdalla/Kyle Sobecki	2
2001	Mike Abdalla	3
2002	Mike Abdalla/Paul Yates	3
2003	Josh Wells	2
2004	Paul Yates	5
2005	Ryan Sellman	6
2006	Ryan Sellman	6
2007	Andy Svitak	9
2008	Craig Gillet	3
2009	Eric Marzec	2
2010	Eric Marzec	5
2011	Padraic Williams	3
2012	Russ Harless/Nic Manuppelli	1
2013	Nic Manuppelli	7



YSU Hall-of-Famer Dave Smercansky had a 0.36 ERA in 1978.



Joe Herubin's nine complete games in 1989 is a school record.



Marc Morgan led the squad in saves from 1993-95 and had a school record 10 saves in 1995.



# 2014 YOUNGSTOWN STATE BASEBALL

## HONORING PENGUIN GREATS



Brad Hennessey, a first-round draft choice in 2001, made his major league debut on Aug. 7, 2004, against the Cubs in Greg Maddux's 300th career win. Hennessey appeared in 148 games in his MLB career.

### MLB DRAFT PICKS

2013 — Drew Dosch, Baltimore Orioles	7th Round, 219 Overall
2011 — Phil Klein, Texas Rangers	30th Round, 924 Overall
2010 — Jacke Healey, Houston Astros	27th Round, 813 Overall
2010 — Eric Marzec, Milwaukee Brewers	30th Round, 909 Overall
2006 — Brandon Caipen, Houston Astros	28th Round, 849 Overall
2005 — Justin Thomas, Seattle Mariners	4th Round, 113 Overall
2002 — Matt Brumit, New York Yankees	44th Round, 1,323 Overall
2001 — Brad Hennessey, San Francisco Giants	1st Round, 21 Overall
2000 — Mike Abdalla, Kansas City Royals	40th Round, 1,184 Overall
1999 — Mark Thomas, Montreal Expos	21st Round, 630 Overall
1992 — Torry Zerilla, Colorado Rockies	50th Round, 1,411 Overall
1991 — Chris Durkin, Houston Astros	3rd Round, 79 Overall
1983 — Don Tinkey, California Angels	12th Round, 311 Overall
1979 — Bill Sattler, Montreal Expos	29th Round, 717 Overall
1978 — Dave Dravecky, Pittsburgh Pirates	21st Round, 531 Overall
1976 — Mike Glinatsis, San Francisco Giants	31st Round, 662 Overall
1972 — Steve Bartolin, Detroit Tigers	22nd Round, 521 Overall
1968 — Don Leshnock, Detroit Tigers	23rd Round, 527 Overall
1967 — Roy Myers, New York Mets	48th Round, 833 Overall

Justin Thomas was a fourth-round pick by Seattle in 2005. He made his Major League debut on Sept. 2, 2008. Thomas spent part of 2013 in the Oakland A's organization and in Japan.



### ALL-AMERICANS

#### Honorable Mention

Jim Lipinski (1B)	2001
Kellen Dixon (2B)	2000

#### "Louisville Slugger"

#### 1st-Team Freshman All-American

Charles Schultz (IF)	2003
Kendall Schlabach (OF)	2001

### CONFERENCE

### AWARDS

#### Pitcher of the Year

Aaron Swenson	2008
Justin Thomas	2005
Brad Hennessey	2001

#### Player of the Year

Tom Clayton	2010
-------------	------

#### Newcomer of the Year

Mark Thomas (1B)	1997
------------------	------

#### Coach of the Year

Rich Pasquale	2008
Dan Kubacki	1995

#### First Team

Drew Dosch (3B)	2013
Jeremy Banks (DH)	2012
Drew Dosch (3B)	2012
Tom Clayton (OF)	2010
Jacke Healey (SS)	2009, 2010
Phil Klein (P)	2009
Aaron Swenson (P)	2008
John Koehnlein (3B)	2007
Erich Diedrich (DH)	2006
Brandon Caipen (UT)	2005, 2006
Justin Banks (3B)	2005
Justin Thomas (P)	2005
Adam Cox (C)	2003
Kendall Schlabach (OF)	2002, 2001
Todd Santore (C)	2001
Brad Hennessey (P)	2001
Chad Schultz (C)	1998, 1997
Shane Mead (P)	1997
Jamie Palumbo (OF)	1996
Gary Gubanich (P)	1996
Jamie Palumbo (OF)	1995
Lou Vassalotti (OF)	1994
Randy Ryan (DH)	1988
Vic Kuchmaner (CF)	1987
Jeff Stofko (1B)	1987
Dennis Krancevich (IF)	1985

#### Second Team

Phil Lipari (SS)	2013
Josh White (C)	2013
Phil Klein (P)	2011
Aaron Swenson (P)	2010
David Leon (2B)	2009
Joe Iacobucci (OF)	2008
Sean Lucas (3B)	2008

Eric Marzec (UT)	2008-10
Erich Diedrich (DH)	2007
Josh Page (UT)	2007
Justin Banks (1B)	2006
John Koehnlein (3B)	2006
Jim Phillips (OF)	2005
Justin Thomas (P)	2004
Kendall Schlabach (OF)	2004, 2003
Kellen Dixon (2B)	2000
Kyle Sobecki (P)	2000
Mark Thomas (1B)	1998
Ray Farcas (OF)	1998, 1997
Sean Wardle (P/2B)	1998
Brian Kyle (OF)	1997
Jake Corbett (SS)	1996
Scott Hitchcock (P)	1996
Mike Caggiano (OF)	1995
Jason Triveri (DH)	1995
Joe Ayette (2B)	1994
Brad Heller (SS)	1994
Jeff Santa (P)	1994
Joe Ayette (2B)	1993
Joe Roscoe (3B)	1992

#### Newcomer Team

Nick DiNello (OF)	2013
Lance Horner (P)	2013
Josh White (C)	2013
Drew Dosch (POS)	2011
Neil Schroth (POS)	2010
Jacke Healey (POS)	2009
Joe Iacobucci (POS)	2008
Lee Bainbridge (POS)	2007
Tom Clayton (POS)	2007
Ryan Dunlap (POS)	2007
Anthony Munoz (POS)	2007
John Koehnlein (POS)	2006
Erich Diedrich (POS)	2005
Justin Banks (IF)	2003
Brandon Caipen (OF)	2003
Charles Schultz (IF)	2003
Jim Phillips (OF)	2002

#### All-Tournament Team

Blake Aquadro (P)	2012
Joe Iacobucci (POS)	2011
John Koehnlein (POS)	2007
Justin Banks (IF) 2004 (MVP), 2005	2005
Charles Schultz (IF)	2005
Kevin Libeg (P)	2004
Eric Shaffer (P)	2004
Kendall Schlabach (OF)	2001
Kyle Sobecki (P)	2000
Todd Santore (C)	2000
Ray Farcas (OF)	1999
Scott Hitchcock (P)	1995

# 2014 YOUNGSTOWN STATE BASEBALL

## TEAM RECORDS



*Jim Phillips helped lead the 2005 squad to 29 victories as a senior.*

### LONGEST WINNING STREAK

1.	19	1964
2.	13	1979
3.	11	1989
4.	9	1988
	9	1977
	9	1970
	9	1969

### MOST LOSSES

1.	44	2012
2.	43	2013
3.	41	2011
4.	37	2007
5.	36	1999

### LONGEST LOSING STREAK

1.	18	1984
2.	13	2012
3.	12	2012
	12	1999
	12	2000

## BATTING – SEASON

### HIGHEST BATTING AVE.

1.	.334 (204-611)	1964
2.	.326 (203-622)	1966
3.	.324 (585-1,804)	2001
4.	.322 (529-1,643)	1997
5.	.319 (211-662)	1978

### LOWEST BATTING AVE.

1.	.239 (356-1,493)	1990
2.	.240 (426-1,775)	2011
3.	.242 (254-1,049)	1989
4.	.248 (205-828)	1973
5.	.257 (475-1,852)	2012

### HITS

1.	609	2010
2.	592	2006
3.	589	2007
4.	585	2001
5.	578	2008

### HOME RUNS

1.	60	2010
2.	43	1995
3.	38	2000
4.	36	2006
5.	33	1987
	33	1999

### FEWEST HOME RUNS

1.	6	1968
2.	7	2011
	7	1989
	7	1965

### RUNS BATTED IN

1.	380	2010
2.	355	2001
3.	324	1997
4.	310	2006
5.	285	2000

### RUNS SCORED

1.	417	2010
2.	401	2001
3.	353	1997
4.	342	2006
5.	339	1995

### RUNS PER GAME

1.	7.5 (165 in 22 games)	1964
2.	7.4 (417 in 56 games)	2010
3.	7.2 (401 in 55 games)	2001
4.	7.1 (353 in 50 games)	1997
5.	6.8 (142 in 21 games)	1966

### AT BATS

1.	2,016	2007
2.	1,999	2010
3.	1,985	2008
4.	1,951	2006
5.	1,904	2013
6.	1,852	2012

### DOUBLES

1.	115	2010
2.	114	2001
3.	108	2006
4.	104	2008
5.	103	1999

### TRIPLES

1.	25	1997
2.	21	1994
3.	18	2000
4.	17	2003
	17	1996

### STOLEN BASES

1.	104	1970
2.	86	1997
3.	85	1998
4.	79	2001
5.	77	1969

### VICTORIES

1.	37	1995
2.	29	2005
	29	1996
4.	27	2003
	27	1991

### WINNING PERCENTAGE

1.	.864 (19-3)	1964
2.	.808 (21-5)	1979
3.	.792 (19-5)	1968
4.	.786 (22-6)	1974
5.	.765 (26-8)	1977

### HOME WINS

1.	18 (18-3)	1977
2.	16 (16-11)	2003
	16 (16-1)	1979
	16 (16-7)	1970
5.	15 (15-6)	1991
	15 (15-7)	1989

### HOME WINNING PCT.

1.	.941 (16-1)	1979
2.	.857 (18-3)	1977
3.	.778 (14-4)	1972
4.	.778 (7-2)	1998

### ROAD WINNING PCT.

1.	.833 (10-2)	1968
2.	.818 (9-2)	1971
3.	.800 (4-1)	1963
4.	.750 (6-2)	1967
5.	.727 (8-3)	1977

# 2014 YOUNGSTOWN STATE BASEBALL

## TEAM RECORDS

### WALKS

1.	234	2013
2.	227	1995
3.	220	2012
4.	216	2010
5.	212	1991

### FEWEST WALKS

1.	45	1963
2.	81	1966
3.	86	1980
4.	90	1967
5.	92	1981

### MOST TIMES SHUTOUT

1.	11	2011
2.	8	1991
3.	7	2007
4.	6	2005
6.		1988

## PITCHING – SEASON

### LOWEST ERA

1.	1.53	1967
2.	1.68	1964
3.	1.81	1977
4.	2.06	1979
5.	2.10	1969

### INNINGS PITCHED

1.	495.1	2008
2.	488.1	2010
3.	483.2	2007
4.	480.1	2006
5.	478.1	2013

### STRIKEOUTS

1.	431	2003
2.	424	2001
3.	423	2010
4.	360	2006
5.	345	2000

### COMPLETE GAMES

1.	29	1977
2.	24	1970
3.	21	1976
4.	20	1978
20		1982

### SAVES

1.	14	1995
2.	10	2005
3.	9	2006
9		2007
5.	8	2002

### MOST RUNS ALLOWED

1.	476	2012
2.	449	2010
3.	438	1999
4.	432	2013
5.	394	2007

## GAME RECORDS

### HITS

1.	24 – vs. California (Pa.)	5/3/1988
2.	23 – vs. Duquesne	4/7/2010
	23 – vs. Butler	5/24/2007
4.	22 – at Butler	3/26/2006
	22 – vs. Cleveland State	5/8/2000
6.	21 – vs. UIC	4/2/2010
	21 – vs. Bowling Green	4/1/2008
	21 – vs. West Liberty	3/23/2006
	21 – at UIC	5/14/2005
10.	20 vs. Notre Dame College	5/2/2007
	20 at Morehead State	3/15/2006
	20 at IPFW	4/3/2005

### RUNS BATTED IN

1.	29 – at Oakland	5/9/2001
2.	21 – vs. Duquesne	4/7/2010
3.	20 – vs. Butler	5/24/2007
4.	19 – vs. Notre Dame College	5/2/2007
	19 – at Western Illinois	4/7/2001
	19 – vs. California (Pa.)	5/3/1988
7.	17 – vs. UIC	4/2/2010
	17 – vs. Drexel	3/28/1991
9.	16 – 5x - m.r. at Ohio	3/19/13

### MOST HOME RUNS

1.	6 – at Oakland	5/6/2001
	6 – at Cleveland State	5/8/2000
3.	5 – vs. Duquesne	4/7/2010
	5 – vs. Butler	5/24/2007
5.	4 – at Valparaiso	5/14/2010
	4 – at Akron	3/18/2009
	4 – at Towson	3/7/2009
	4 – vs. West Virginia	5/12/2008

### GRAND SLAMS

1.	3 – at Oakland	5/6/2001
----	----------------	----------

### DOUBLES

1.	8 – at Toledo	4/8/2008
	8 – at Kent State	5/7/2005
3.	7 – vs. Morehead State	3/11/2001
	7 – vs. California (Pa.)	4/23/1998
5.	6 – 5x, mr vs. Duquesne	4/7/2010

### TRIPLES

1.	5 – vs. Steubenville	1969
2.	4 – vs. West Liberty	3/23/2006
	4 – vs. Milwaukee	5/20/2005

### STOLEN BASES

1.	9 vs. Steubenville	1970
2.	8 vs. St. Thomas	1986



*Jim Lipinski hit three of YSU's school-record-tying six home runs at Oakland in 2001.*

### WALKS DRAWN

1.	16 at Oakland	5/6/2001
2.	14 at Charlotte	3/3/13

### RUNS SCORED

1.	29 at Oakland	5/9/2001
2.	25 vs. Geneva	4/29/1965
3.	22 vs. Duquesne	4/7/2010
	22 vs. Hiram	4/3/1991
	22 vs. Drexel	3/28/1991

### MOST RUNS ALLOWED

1.	32 at Wright State	4/5/2012
	32 vs. Kent State	4/29/1992
3.	28 vs. Cleveland State	4/6/1999
4.	26 vs. Wright State	4/5/1997
5.	26 vs. Oral Roberts	5/19/2000
6.	25 at Western Illinois	4/7/2001
7.	24 vs. Pittsburgh	4/9/2013

### MARGIN OF VICTORY

1.	27; YSU 29-Oakland 2	5/6/2001
2.	22; YSU-22; Alliance-0	5/7/1966
3.	21; YSU-25; Geneva-4	4/29/1965
4.	18, Three Times	

## INDIVIDUAL HITTING RECORDS

### GAMES PLAYED

#### CAREER

1.	218 – Justin Banks . . . . .	2003-06
2.	213 – Brandon Caipen . . . . .	2003-06
3.	208 – Kendall Schlabach . . . . .	2001-04
4.	207 – Josh Page . . . . .	2004-08
5.	206 – Joe Iacobucci . . . . .	2008-11
	206 – Charles Schultz . . . . .	2003-06
7.	205 – David Leon . . . . .	2008-12
8.	201 – Jim Lipinski . . . . .	2001-04
9.	199 – Erich Diedrich . . . . .	2004-08
10.	198 – Steve Mefferd . . . . .	1998-2001

#### SEASON

1.	56 – Phil Lipari . . . . .	2013
	56 – Jacke Healey . . . . .	2010
	56 – Joe Iacobucci . . . . .	2010
	56 – C.J. Morris . . . . .	2010
	56 – Sean Lucas . . . . .	2008
	56 – John Koehnlein . . . . .	2007
	56 – Justin Banks . . . . .	2005
	56 – Jim Phillips . . . . .	2005
	56 – Mark Thomas . . . . .	1999
10.	55 – 13 Players	

### BATTING AVERAGE

#### CAREER

1.	.383 – Dennis Krancevich . . . . .	1983-85
2.	.378 – Kellen Dixon . . . . .	2000-01
3.	.376 – John Koehnlein . . . . .	2006-09
4.	.372 – Mark Thomas . . . . .	1997-99
5.	.367 – Roy Myers . . . . .	1965-67

#### SEASON

1.	.456 – Roy Myers . . . . .	1966
2.	.434 – John Koehnlein . . . . .	2007
	.434 – Larry Seneta . . . . .	1963
4.	.426 – Tom Santore . . . . .	1965
5.	.424 – Dennis Krancevich . . . . .	1984

### HITS

#### CAREER

1.	265 – Kendall Schlabach . . . . .	2001-04
2.	252 – Erich Diedrich . . . . .	2005-08
3.	249 – Justin Banks . . . . .	2003-06
4.	247 – Brandon Caipen . . . . .	2003-06
5.	245 – John Koehnlein . . . . .	2006-09
6.	243 – Joe Iacobucci . . . . .	2008-11
7.	233 – Josh Page . . . . .	2004-08
8.	220 – Jeremy Banks . . . . .	2009-12
9.	219 – Charles Schultz . . . . .	2003-06
10.	202 – Todd Santore . . . . .	1998-2001




Erich Diedrich holds (2005-08) the career records for home runs, RBIs and total bases.

#### SEASON

1.	108 – John Koehnlein . . . . .	2007
2.	83 – Jacke Healey . . . . .	2010
3.	80 – Mark Thomas . . . . .	1999
	80 – Kendall Schlabach . . . . .	2001
	80 – Kellen Dixon . . . . .	2001
6.	79 – Drew Dosch . . . . .	2012
	79 – Joe Iacobucci . . . . .	2010
8.	76 – Brandon Caipen . . . . .	2006
9.	75 – Erich Diedrich . . . . .	2007
	75 – Erich Diedrich . . . . .	2006

#### GAME

1.	6 – John Koehnlein vs. Butler . . . . .	5/24/07
2.	5 – Drew Dosch vs. Milwaukee . . . . .	3/18/12
	5 – Drew Dosch vs. Iowa . . . . .	3/4/12
	5 – David Leon vs. Toledo . . . . .	3/18/11
	5 – Neil Schroth vs. Duquesne . . . . .	4/7/10
	5 – Jacke Healey at Butler . . . . .	3/27/10
	5 – John Koehnlein vs. Butler . . . . .	4/28/07
	5 – Brandon Caipen vs. Milwaukee . . . . .	5/14/06
	5 – Brandon Caipen vs. Milwaukee . . . . .	4/16/06
	5 – Kellen Dixon vs. Western Illinois . . . . .	4/7/01
	5 – Jerry Dennis vs. Cleveland State . . . . .	5/21/88
	5 – Rob Armstrong vs. Cal (Pa.) . . . . .	5/13/88
	5 – Bill Kozak vs. Gannon . . . . .	5/11/71
	5 – Roy Myers vs. Steubenville . . . . .	5/17/66
	5 – Bob Laylock vs. Clarion . . . . .	4/14/69



Kendall Schlabach (2001-04) had a school-record 265 hits, posting at least 61 in all four years.

### HOME RUNS

#### CAREER

1.	27 – Erich Diedrich . . . . .	2005-08
2.	26 – Adam Cox . . . . .	2001-04
3.	23 – Andrew Clough . . . . .	1997-2000
4.	22 – Jeff Stofko . . . . .	1984-87
5.	21 – Jim Lipinski . . . . .	2001-04
6.	18 – Ray Farcas . . . . .	1996-99
7.	17 – Jeremy Banks . . . . .	2009-12
	17 – Eric Marzec . . . . .	2007-10
	17 – Tom Clayton . . . . .	2006-10
	17 – Chris Durkin . . . . .	1989-91

# 2014 YOUNGSTOWN STATE BASEBALL

## INDIVIDUAL HITTING RECORDS

### SEASON

1.	12 – Jacke Healey . . . . .	2010
2.	11 – Adam Cox . . . . .	2003
	11 – Joe Ayette . . . . .	1994
4.	10 – Tom Clayton . . . . .	2010
	10 – Joe Iacobucci . . . . .	2010
	10 – Jim Lipinski . . . . .	2001
7.	9 – Erich Diedrich . . . . .	2006
	9 – Andrew Clough . . . . .	2000
	9 – Mark Thomas . . . . .	1999
	9 – Chris Durkin . . . . .	1991
	9 – Vic Kuchmaer . . . . .	1987
	9 – Jeff Stofko . . . . .	1987

### GAME

1.	3 – Eric Marzec at West Virginia . . . . .	5/12/08
	3 – Jim Lipinski at Oakland . . . . .	5/6/01
2.	2 – 29 times	
	m.r. Marcus Heath at Wright State . . . . .	3/30/13

### RUNS BATTED IN

#### CAREER

1.	168 – Erich Diedrich . . . . .	2005-08
2.	138 – Jim Lipinski . . . . .	2001-04
3.	137 – Jeremy Banks . . . . .	2009-12
4.	128 – Joe Iacobucci . . . . .	2008-11
5.	126 – Justin Banks . . . . .	2003-06
6.	125 – Adam Cox . . . . .	2001-04
7.	122 – Brandon Caipen . . . . .	2003-06
8.	118 – Charles Schultz . . . . .	2003-06
	118 – Andrew Clough . . . . .	1997-2000
10.	115 – Jason Triveri . . . . .	1994-97

#### SEASON

1.	59 – Jacke Healey . . . . .	2010
2.	58 – Erich Diedrich . . . . .	2006
3.	52 – Joe Iacobucci . . . . .	2010
4.	51 – Jason Triveri . . . . .	1997
5.	50 – Todd Santore . . . . .	2001
	50 – Joe Marzano . . . . .	2001
	50 – Andrew Clough . . . . .	2000
8.	48 – Jim Lipinski . . . . .	2001
9.	47 – Tom Clayton . . . . .	2010
	47 – Joe Rosco . . . . .	1991

#### GAME

1.	9 – Erich Diedrich vs. Butler . . . . .	3/24/07
2.	8 – Jim Lipinski vs. Oakland . . . . .	5/6/01
3.	7 – Adam Cox vs. Oakland . . . . .	5/6/01
4.	6 – 11 times	
	(m.r. Josh White vs. Kent State . . . . .	5/1/13)

### RUNS SCORED

#### CAREER

1.	161 – Kendall Schlabach . . . . .	2001-04
2.	146 – Erich Diedrich . . . . .	2005-08
3.	140 – Steve Mefferd . . . . .	1998-2001
4.	139 – Brandon Caipen . . . . .	2003-06
5.	131 – Justin Banks . . . . .	2003-06
6.	130 – John Koehnlein . . . . .	2006-09
7.	127 – Mark Thomas . . . . .	1997-99
8.	126 – Joe Iacobucci . . . . .	2007-11
9.	124 – Charles Schultz . . . . .	2003-06
	124 – Jim Lipinski . . . . .	2001-04

#### SEASON

1.	63 – Jacke Healey . . . . .	2010
2.	54 – Mark Thomas . . . . .	1999
3.	52 – Kellen Dixon . . . . .	2001
4.	51 – John Koehnlein . . . . .	2007
	51 – Steve Mefferd . . . . .	2001
6.	50 – Kendall Schlabach . . . . .	2001
7.	49 – Joe Marzano . . . . .	2001
	49 – Mark Thomas . . . . .	1997
9.	48 – Joe Ayette . . . . .	1994
10.	47 – Brandon Caipen . . . . .	2006

#### GAME RUNS SCORED

1.	5 – Joe Roscoe vs. Hiram . . . . .	4/3/91
	5 – Jim Lipinski vs. Oakland . . . . .	5/6/01
	5 – Joe Marzano vs. Oakland . . . . .	5/6/01

### AT BATS

#### CAREER

1.	785 – Brandon Caipen . . . . .	2003-06
2.	778 – Justin Banks . . . . .	2003-06
3.	763 – Kendall Schlabach . . . . .	2001-04
4.	742 – Josh Page . . . . .	2005-08
5.	737 – Joe Iacobucci . . . . .	2008-11
6.	728 – Erich Diedrich . . . . .	2004-08
7.	723 – David Leon . . . . .	2008-12
8.	713 – Charles Schultz . . . . .	2003-06
9.	696 – Jim Lipinski . . . . .	2001-04
10.	679 – Jeremy Banks . . . . .	2009-12

#### SEASON

1.	249 – John Koehnlein . . . . .	2007
2.	233 – Jacke Healey . . . . .	2010
3.	230 – Sean Lucas . . . . .	2008
4.	229 – Brandon Caipen . . . . .	2006
5.	224 – Drew Dosch . . . . .	2012



*Justin Banks (2003-06) holds the school record for career doubles and games played.*

### DOUBLES

#### CAREER

1.	52 – Justin Banks . . . . .	2003-06
2.	47 – Jim Lipinski . . . . .	2001-04
	47 – Todd Santore . . . . .	1998-2001
4.	45 – Brandon Caipen . . . . .	2003-06
	45 – Mark Thomas . . . . .	1997-99
6.	44 – Joe Iacobucci . . . . .	2008-11
7.	43 – Erich Diedrich . . . . .	2004-08
	43 – Jim Phillips . . . . .	2002-05
9.	42 – Jeremy Banks . . . . .	2009-12
	42 – Charles Schultz . . . . .	2003-06
	42 – Kendall Schlabach . . . . .	2001-04

#### SEASON

1.	23 – Chad Schultz . . . . .	1998
2.	22 – Mark Thomas . . . . .	1999
3.	21 – Todd Santore . . . . .	2001
4.	20 – Tom Clayton . . . . .	2007
	20 – Brent Parks . . . . .	2006
6.	18 – Joe Iacobucci . . . . .	2010
	18 – Brandon Caipen . . . . .	2006
	18 – Justin Banks . . . . .	2005
	18 – Joe Marzano . . . . .	2001
10.	17 – Jamie Palumbo . . . . .	1995

#### GAME

1.	3 – Neil Schroth vs. Duquesne . . . . .	4/7/10
	3 – Brent Parks vs. Ohio . . . . .	3/29/06
	3 – Charles Schultz vs. ETSU . . . . .	2/25/06
	3 – Justin Banks vs. Kent State . . . . .	5/7/05
	3 – Charles Schultz vs. Cleveland St. . . . .	4/8/05
	3 – Jim Lipinski at Akron . . . . .	4/10/01
	3 – Todd Santore at Morehead State . . . . .	3/10/01
	3 – Steve Rector vs. Gannon . . . . .	4/2/69
	3 – Jerry Dennis vs. Morehead St. . . . .	3/26/88

## INDIVIDUAL HITTING RECORDS

### TRIPLES

#### CAREER

1.	9	– Mark Thomas . . . . .	1997-99
	9	– Chris Durkin . . . . .	1989-91
3.	8	– Brandon Caipen . . . . .	2003-06
	8	– Charles Schultz . . . . .	2003-06
	8	– Steve Mefferd . . . . .	1998-2001
	8	– Jamie Palumbo . . . . .	1993-96
	8	– Lou Vassalotti . . . . .	1991-94
7.	7	– Eric Marzec . . . . .	2007-10
	7	– Erich Diedrich . . . . .	2004-08
	7	– Justin Banks . . . . .	2003-06

#### SEASON

1.	7	– Lou Vassalotti . . . . .	1994
2.	5	– Rob Gardner . . . . .	1982
	5	– Rob Armstrong . . . . .	1988
4.	4	– 13x (m.r. Neil Schroth, 2011)	

#### GAME

1.	2	. . . . .	Eight times (m.r. Rob Armstrong vs. California (Pa.), 1988)
----	---	-----------	--

### STOLEN BASES

#### CAREER

1.	97	– Nick Gesacion . . . . .	1968-71
2.	73	– Brad Lawson . . . . .	1968-71
3.	59	– Mike Zaluski . . . . .	1974-77
4.	53	– Kendall Schlabach . . . . .	2001-04
5.	48	– Ray Farcas . . . . .	1996-99
6.	46	– Mark Thomas . . . . .	1997-99

#### SEASON

1.	35	– Nick Gesacion . . . . .	1970
2.	30	– Nick Gesacion . . . . .	1969
3.	27	– Jerry Dennis . . . . .	1988
4.	24	– Mike Zaluski . . . . .	1974
5.	22	– Three Players	


#### GAME

1.	5	– Ron Aulet vs. Alliance . . . . .	5/18/64
2.	4	– Nick Gesacion vs. Alliance . . . . .	5/16/68

### WALKS

#### CAREER

1.	138	– Steve Mefferd . . . . .	1998-2001
2.	104	– Kendall Schlabach . . . . .	2001-04
3.	100	– Brian Myers . . . . .	1990-93
4.	89	– Joe Iacobucci . . . . .	2008-11
5.	87	– Torry Zerilla . . . . .	1990-92
	87	– Jeremy Banks . . . . .	2009-12
7.	82	– Mark Thomas . . . . .	1997-99



Mark Thomas (1997-99) and Chris Durkin (1989-91) share YSU's career triples record with nine.

#### SEASON

1.	52	– Steve Mefferd . . . . .	2001
2.	39	– Steve Mefferd . . . . .	2000
3.	36	– Drew Dosch . . . . .	2013
	36	– Joe Iacobucci . . . . .	2010
5.	35	– Torry Zerilla . . . . .	1991
6.	33	– Phil Lipari . . . . .	2013
	33	– Kendall Schlabach . . . . .	2004
	33	– Kendall Schlabach . . . . .	2003

#### GAME

1.	4	– Joe Iacobucci at Milwaukee . . . . .	5/16/08
	4	– Rayce Robinson vs. Notre Dame Coll. . . . .	5/2/07
	4	– Steve Mefferd at Akron . . . . .	4/26/01
	4	– Al Bleggi vs. PSU-Behrend . . . . .	5/13/75
	4	– Mike Szenborn vs. PSU-Behrend . . . . .	5/13/75

### TOTAL BASES

#### CAREER

1.	390	– Erich Diedrich . . . . .	2005-08
2.	363	– Justin Banks . . . . .	2003-06
3.	341	– Joe Iacobucci . . . . .	2008-11
4.	338	– Brandon Caipen . . . . .	2003-06
5.	328	– Kendall Schlabach . . . . .	2001-04
6.	317	– Jeremy Banks . . . . .	2009-12
7.	301	– Jim Lipinski . . . . .	2001-04
8.	298	– Charles Schultz . . . . .	2003-06
9.	288	– Josh Page . . . . .	2004-08
10.	286	– John Koehnlein . . . . .	2006-09

#### SEASON

1.	137	– Mark Thomas . . . . .	1999
2.	136	– Jacke Healey . . . . .	2010
3.	129	– Joe Iacobucci . . . . .	2010
4.	121	– John Koehnlein . . . . .	2007
5.	120	– Erich Diedrich . . . . .	2006
6.	118	– Drew Dosch . . . . .	2012



John Koehnlein hit in 29 consecutive games in his 108-hit season in 2007.

#### GAME

1.	13	– Eric Marzec at West Virginia . . . . .	5/12/08
2.	12	– Jim Lipinski vs. Oakland . . . . .	5/6/01
3.	10	– David Leon vs. Toledo . . . . .	3/18/11
	10	– Jeremy Banks at Ohio . . . . .	5/4/11
	10	– Jacke Healey at New Orleans . . . . .	2/27/10
	10	– Erich Diedrich vs. Butler . . . . .	3/24/07

### SLUGGING PCT.

#### CAREER

1.	.578	– Dennis Krancevich . . . . .	1983-85
2.	.573	– Chris Durkin . . . . .	1989-91
3.	.557	– Mark Thomas . . . . .	1997-99
4.	.556	– Jacke Healey . . . . .	2009-10
5.	.536	– Erich Diedrich . . . . .	2005-08

#### SEASON

1.	.764	– Chris Durkin . . . . .	1991
2.	.755	– Larry Seneta . . . . .	1963
3.	.721	– Roy Myers . . . . .	1966
4.	.706	– Tom Santore . . . . .	1965
5.	.703	– Tom Clayton . . . . .	2010

### HITTING STREAK

1.	29	– John Koehnlein . . . . .	2007
2.	24	– Kellen Dixon . . . . .	2001
	24	– Lou Vassalotti . . . . .	1994
4.	22	– Joe Marzano . . . . .	2001
5.	20	– John McAber . . . . .	1982
6.	19	– Erich Diedrich . . . . .	2007

# 2014 YOUNGSTOWN STATE BASEBALL

## INDIVIDUAL PITCHING RECORDS



Aaron Swenson, who pitched for Youngstown State from 2007-10, retired as the Penguins' career record-holder in innings pitched and strikeouts. His 99.2 innings pitched as a senior in 2010 is also a school record.

### GAMES STARTED

#### CAREER

1.	49 – Blake Aquadro . . . . .	2010-13
2.	48 – Corey Ohalek . . . . .	1999-2003
3.	46 – Aaron Swenson . . . . .	2007-10
4.	44 – Lucas Engle . . . . .	2005-08
5.	43 – Ron Kitchen . . . . .	1990-93
6.	42 – Eric Shaffer . . . . .	2003-06
7.	40 – Phil Klein . . . . .	2008-11
8.	37 – Justin Thomas . . . . .	2003-05
	37 – Scott Hitchcock . . . . .	1993-96
10.	34 – Chuck Schiffhauer . . . . .	2005-08

#### SEASON

1.	15 – Blake Aquadro . . . . .	2013
	15 – Blake Aquadro . . . . .	2012
	15 – Phil Klein . . . . .	2011
	15 – Robert Switka . . . . .	2011
5.	14 – Aaron Swenson . . . . .	2010
	14 – Lucas Engle . . . . .	2007
	14 – Adam Kalafos . . . . .	2007
	14 – Lucas Engle . . . . .	2006
	14 – Justin Thomas . . . . .	2005
	14 – Justin Thomas . . . . .	2004
	14 – Derek Nelson . . . . .	1999

### ERA

#### ERA

1.	1.07 – Dave Smercansky . . . . .	1976-79
2.	1.61 – Don Leshnock . . . . .	1966-68
3.	1.85 – Dave Dravecky . . . . .	1975-78
4.	1.92 – Bill Sattler . . . . .	1976-79
5.	2.01 – Tom Ciccolelli . . . . .	1972-78

#### SEASON

1.	0.36 – Dave Smercansky . . . . .	1978
2.	0.41 – Don Spice . . . . .	1964
3.	0.44 – Dave Baker . . . . .	1979
4.	0.51 – Dave Dravecky . . . . .	1976
5.	0.53 – Don Ross . . . . .	1965

### APPEARANCES

#### CAREER

1.	85 – Ryan Sellman . . . . .	2005-08
2.	82 – Kevin McCulloh . . . . .	2010-12
	82 – Kevin Libeg . . . . .	2003-06
4.	81 – Andy Svitak . . . . .	2004-07
5.	79 – Matt Nurczyk . . . . .	1990-93
6.	76 – Blake Aquadro . . . . .	2010-13
7.	70 – Paul Yates . . . . .	2001-04
8.	66 – Aaron Swenson . . . . .	2007-10
	66 – Corey Ohalek . . . . .	1999-03
10.	65 – Joe Antinone . . . . .	2005-08

### SEASON

1.	32 – Kevin McCulloh . . . . .	2012
2.	30 – Ryan Sellman . . . . .	2006
3.	29 – Andy Svitak . . . . .	2007
4.	28 – Kevin McCulloh . . . . .	2010
5.	27 – Anthony Munoz . . . . .	2009
6.	26 – Kevin Libeg . . . . .	2005
	26 – Ryan Sellman . . . . .	2005
8.	25 – Nic Manuppelli . . . . .	2013
	25 – Ryan Krokos . . . . .	2012
	25 – Trent Wood . . . . .	2010
	25 – Matt Nurczyk . . . . .	1990

### COMPLETE GAMES

#### CAREER

1.	21 – Bill Sattler . . . . .	1976-79
2.	20 – Dave Dravecky . . . . .	1975-78
3.	19 – Mike Malley . . . . .	1967-70
4.	18 – Corey Ohalek . . . . .	1999-2003
5.	17 – Ron Kitchen . . . . .	1990-93

#### SEASON

1.	9 – Joe Herubin . . . . .	1989
2.	8 – Bill Sattler . . . . .	1977
3.	7 – Corey Ohalek . . . . .	2003
	7 – Brian McFarland . . . . .	1999
	7 – Jerry Dennis . . . . .	1988
	7 – Dave Dravecky . . . . .	1977
	7 – Don Leshnock . . . . .	1968

### INNINGS PITCHED

#### CAREER

1.	347.0 – Aaron Swenson . . . . .	2007-10
2.	320.0 – Corey Ohalek . . . . .	1999-2003
3.	291.2 – Blake Aquadro . . . . .	2010-13
4.	277.0 – Lucas Engle . . . . .	2005-08
5.	271.1 – Eric Shaffer . . . . .	2003-06
6.	253.1 – Justin Thomas . . . . .	2003-05
7.	254.0 – Scott Hitchcock . . . . .	1993-96
8.	252.0 – Phil Klein . . . . .	2008-11
9.	249.2 – Ron Kitchen . . . . .	1990-93
10.	218.2 – Chuck Schiffhauer . . . . .	2005-8

#### SEASON

1.	99.2 – Aaron Swenson . . . . .	2010
2.	99.0 – Aaron Swenson . . . . .	2008
	99.0 – Lucas Engle . . . . .	2006
4.	93.1 – Justin Thomas . . . . .	2004
5.	92.1 – Phil Klein . . . . .	2011
6.	91.0 – Patrick O'Brien . . . . .	2013
	91.0 – Lucas Engle . . . . .	2007
8.	90.0 – Aaron Swenson . . . . .	2009
9.	88.2 – Brad Hennessey . . . . .	2001
10.	86.0 – Blake Aquadro . . . . .	2012

## WINS

### CAREER

1.	22 – Corey Ohalek . . . . .	1999-2003
2.	21 – Dave Smercansky . . . . .	1976-79
	21 – Dave Dravecky . . . . .	1975-78
	21 – Gary Balakoff . . . . .	1969-72
5.	20 – Aaron Swenson . . . . .	2007-10
	20 – Scott Hitchcock . . . . .	1993-96
7.	19 – Justin Thomas . . . . .	2003-05
8.	18 – Kyle Sobecki . . . . .	1999-03
9.	17 – Bill Sattler . . . . .	1976-79
	16 – Joe Herubin . . . . .	1988-90

### SEASON

1.	9 – Joe Herubin . . . . .	1989
2.	8 – Aaron Swenson . . . . .	2010
	8 – Scott Hitchcock . . . . .	1996
	8 – Kyle Sobecki . . . . .	2000
	8 – Jeff Santa . . . . .	1994
6.	7 – Justin Thomas . . . . .	2005
	7 – Justin Thomas . . . . .	2004
	7 – Dave Dravecky . . . . .	1977
	7 – Gary Galakoff . . . . .	1970
	7 – Jim Criscione . . . . .	1969
	7 – Don Leshnock . . . . .	1968

## STRIKEOUTS

### CAREER

1.	265 – Aaron Swenson . . . . .	2007-10
2.	258 – Phil Klein . . . . .	2008-11
3.	251 – Dave Dravecky . . . . .	1975-78
4.	250 – Justin Thomas . . . . .	2003-05
5.	224 – Bill Sattler . . . . .	1976-79
6.	208 – Corey Ohalek . . . . .	1999-03
7.	200 – Don Leshnock . . . . .	1966-68
8.	194 – Lucas Engle . . . . .	2005-08
9.	192 – Chris Dennis . . . . .	2002-06
10.	189 – Kyle Sobecki . . . . .	1999-2003

### SEASON

1.	126 – Brad Hennessey . . . . .	2001
2.	105 – Phil Klein . . . . .	2011
3.	94 – Aaron Swenson . . . . .	2010
4.	89 – Bill Sattler . . . . .	1977
5.	88 – Justin Thomas . . . . .	2005
6.	87 – Don Leshnock . . . . .	1968
7.	82 – Justin Thomas . . . . .	2004
8.	80 – Phil Klein . . . . .	2009
	80 – Justin Thomas . . . . .	2003
10.	77 – Brian Wisniewski . . . . .	1991
	77 – Dave Dravecky . . . . .	1977
	77 – Dave Dravecky . . . . .	1976



Justin Thomas registered 19 wins and 250 strikeouts before being drafted after his junior year. His 15 strikeouts against Cleveland State in 2005 remain the most by a Penguin in a Horizon League game.

## GAME

1.	21 – Mike Malley vs. Point Park . . . . .	4/17/67
2.	15 – Justin Thomas vs. Cleveland State . . . . .	4/10/05
3.	14 – Brad Hennessey vs. S. Utah . . . . .	5/12/01
4.	13 – Phil Klein vs. Toledo . . . . .	3/20/11
	13 – Aaron Swenson vs. Walsh . . . . .	3/12/10
	13 – Chris Dennis vs. UIC . . . . .	5/15/04

## SHUTOUTS

### CAREER

1.	5 – Dave Dravecky . . . . .	1975-78
2.	4 – Scott Hitchcock . . . . .	1993-96
	4 – Glenn Head . . . . .	1979-82
4.	3 – Ron Kitchen . . . . .	1990-93
	3 – Rich Jovanich . . . . .	1981-84
	3 – Joe Herubin . . . . .	1988-90

### SEASON

1.	4 – Dave Dravecky . . . . .	1976
----	-----------------------------	------

## SAVES

### CAREER

1.	15 – Marc Morgan . . . . .	1993-95
2.	13 – Andy Svitak . . . . .	2004-07
3.	12 – Ryan Sellman . . . . .	2005-08
4.	10 – Paul Yates . . . . .	2001-04
5.	9 – Eric Marzec . . . . .	2007-10
6.	8 – Nic Manuppelli . . . . .	2012-14
	8 – Mike Abdalla . . . . .	2000-02
8.	7 – Andrew Clough . . . . .	1997-2000
	7 – Doug Harrah . . . . .	1988-90
10.	6 – Kevin Libeg . . . . .	2003-06



Corey Ohalek (1999-2003) is the program's leader in career wins.

### SEASON

1.	10 – Marc Morgan . . . . .	1995
2.	9 – Andy Svitak . . . . .	2007
3.	7 – Nic Manuppelli . . . . .	2013
4.	6 – Ryan Sellman . . . . .	2006
	6 – Ryan Sellman . . . . .	2005
6.	5 – Eric Marzec . . . . .	2010
	5 – Paul Yates . . . . .	2004
8.	4 – Kevin Libeg . . . . .	2005
	4 – Andy Svitak . . . . .	2004
	4 – Andrew Clough . . . . .	1998
	4 – Marc Morgan . . . . .	1994
	4 – Doug Harrah . . . . .	1988



# 2014 YOUNGSTOWN STATE BASEBALL

## ALL-TIME ROSTER

### A

Abbas, Tom . . . . .1981-84  
 Abdalla, Mike . . . . .2000-02  
 Accardi, Mike . . . . .2013  
 Aguilar, Ken . . . . .1982  
 Albanese, Anthony . . . . .1995-96  
 Ambrose, Angelo . . . . .1958-59  
 Anderson, John . . . . .1995  
 Anderson, Mike . . . . .1982  
 Andrish, Paul . . . . .1949-50  
 Anness, Tom . . . . .1963, 1968  
 Antinone, Joe . . . . .2005-08  
 Aquadro, Blake . . . . .2010-13  
 Arkwright, Scott . . . . .1994-95  
 Armaline, Jim . . . . .1965-68  
 Armeni, Rob . . . . .1985-86  
 Armstrong, Rob . . . . .1988-89  
 Auer, Anthony . . . . .1969  
 Aulet, Ron . . . . .1964-65  
 Ayette, Joe . . . . .1991-94


### B

Bada, Jim . . . . .1969-71  
 Bainbridge, Lee . . . . .2007  
 Baird, Scott . . . . .1985-88  
 Bakalar, James . . . . .1978  
 Baker, Clarence . . . . .1948  
 Baker, Dave . . . . .1979-82  
 Balakoff, Gary . . . . .1969-72  
 Balakoff, Greg . . . . .1971-74  
 Baldelli, Ray . . . . .1971  
 Baldwin, Rick . . . . .1976  
 Balkan, Dino . . . . .1977-78  
 Banks, Jeremy . . . . .2009-12  
 Banks, Justin . . . . .2003-06  
 Barker, Dan . . . . .1967-70  
 Baronyak, Mike . . . . .1990-91  
 Barthold, Stephen . . . . .1967-68  
 Bartholomew, Dennis . . . . .1969  
 Bartolin, Steve . . . . .1969-72  
 Bass, Scott . . . . .1979-81  
 Battisti . . . . .1948  
 Baxter, Bob . . . . .1981  
 Beck, Rick . . . . .1974-75  
 Becker, Robert . . . . .1967  
 Belich, Robert . . . . .1968-70  
 Beltempo, Guy . . . . .1949  
 Bender, Scott . . . . .2005-06  
 Bendle, Rusty . . . . .1998-2001  
 Benson, Don . . . . .1964  
 Benton, Jim . . . . .1962  
 Berardinelli, Gary . . . . .1970  
 Bernard, John . . . . .1958  
 Bethany, Mike . . . . .2000-02  
 Bevilacqua, Paul . . . . .1970  
 Billeter, Roger . . . . .1967  
 Billig, Jason . . . . .1993-97  
 Billy, Mark . . . . .1980  
 Birkmeier, Mark . . . . .1992-95  
 Birkmeier, Tim . . . . .1992-93  
 Birtalan, Jim . . . . .1966  
 Bleggi, Al . . . . .1974-75  
 Block, Tim . . . . .1970-71  
 Bochenik, Mike . . . . .1964-65  
 Bock, Brian . . . . .1984  
 Boggia, Al . . . . .1950  
 Bone, George . . . . .1980-81  
 Boone, Brian . . . . .2003-06  
 Bosick, Doug . . . . .72-73

Bostic, Beau . . . . .2000  
 Bova, Jim . . . . .1965-66  
 Bower, Chas . . . . .2009  
 Boyle, Jim . . . . .1965-67  
 Bragg, Andy . . . . .1996-99  
 Brahney, Jim . . . . .1958-60  
 Bratz, Dean . . . . .1980-81  
 Braydich, Ron . . . . .1963  
 Braydich, Rudy . . . . .1948-49  
 Brennan, Joel . . . . .1987-89\*  
 Brentar, Tony . . . . .1981-82  
 Brickle, Shawn . . . . .1985  
 Brown, Logan . . . . .2013  
 Brown, Travis . . . . .2008  
 Brumit, Matt . . . . .1999-2002  
 Budd, Andrew . . . . .1967-68  
 Buffano, Frank . . . . .1985  
 Buffo, John . . . . .1963  
 Bullano, Joe . . . . .1961-62  
 Burke, Ryan . . . . .1999  
 Burnett, Gary . . . . .1981  
 Burton, Larry . . . . .1972  
 Bush, Charlie . . . . .1970  
 Bushman, Charles . . . . .1958-59  
 Butch, Mike . . . . .1959  
 Buttle, Ross . . . . .2001-03

### C

Caggiano, Mike . . . . .1991-95  
 Caggiano, Vincent . . . . .1965  
 Caglie, Len . . . . .1959  
 Caipen, Brandon . . . . .2003-06  
 Caldwell, John . . . . .1994-97  
 Cameron, Randy . . . . .1980-81  
 Campana, Al . . . . .1949  
 Campbell, Dale . . . . .1978  
 Campbell, Matt . . . . .2000  
 Campbell, Rex . . . . .1969-70  
 Canavan, Tom . . . . .1961  
 Cappuzuello, Joe . . . . .1969-70  
 Carlson, Mark . . . . .1984-86  
 Carnevale, Vincent . . . . .1971-72  
 Carr, Derek . . . . .2009-10  
 Carroll, Robert . . . . .1958  
 Carter, Troy . . . . .1987  
 Casal, Brad . . . . .1995-96  
 Castrilla, Michael . . . . .1966-67  
 Ceremuga, Mike . . . . .1966-68  
 Chamberlain, Robert . . . . .1966-68  
 Chaney, Doug . . . . .1978  
 Cheredar, Steve . . . . .1973-74  
 Cherol, Mark . . . . .1976  
 Choppa, Bob . . . . .1974-77  
 Chrisholm, Jeremy . . . . .1996  
 Chuey, Robert . . . . .1959-61  
 Ciambotti, Jim . . . . .1987-90  
 Ciccolelli, Tom . . . . .1977-78  
 Cicoretti, Dean . . . . .1989-92  
 Cirka, Ron . . . . .1967, 1969  
 Clair, James . . . . .1967  
 Clapp, Steve . . . . .1959-60  
 Clark, Curt . . . . .1980  
 Clark, Ken . . . . .1978  
 Clayton, Tom . . . . .2006-10  
 Clontz, James . . . . .'68  
 Clough, Andrew . . . . .1997-2000  
 Clunk, David . . . . .1994  
 Coffey, Jason . . . . .2005-06  
 Colafella, Rick . . . . .1959-60  
 Coles, Rick . . . . .1979-80



*Dave Dravecky was a National League All-Star in 1983 and pitched for the San Diego Padres in the 1984 World Series.*

Conti, Al . . . . .1962-64  
 Corbett, Jake . . . . .1993  
 Corrotto, Joe . . . . .1973-74  
 Corseta . . . . .1950  
 Cox, Adam . . . . .2001-04  
 Cox, Jim . . . . .1973  
 Coyle, Terry . . . . .1974  
 Crays, Jon . . . . .1989-92  
 Crea, James . . . . .1968  
 Criscione, James . . . . .1969-70, 1972  
 Crist, Jonathan . . . . .2009-11  
 Cubellis, Robert . . . . .1966  
 Cusick, Paul . . . . .1989  
 Cvelbar, Lou . . . . .1976-77

### D

Daggett, Barry . . . . .1995-98  
 Daly, Andrew . . . . .2002  
 Dankworth, Gary . . . . .1987  
 Daugherty, Jim . . . . .1974-75  
 Davenport, Jeff . . . . .1974-75  
 Davenport, Jeff . . . . .1993  
 Davidson, Jerry . . . . .1988-91  
 Davis, Sam . . . . .1966, 1968  
 Davison, Fran . . . . .1971-73  
 Dearth, Cody . . . . .2008-11  
 DeFelice, Tony "A.D." . . . . .1980  
 Delaney, Mike . . . . .2002  
 DelBene, Dave . . . . .1975-78  
 DelBene, Tony . . . . .1965-68  
 Dellarco, Fred . . . . .1976-77  
 Demechko, Dave . . . . .1986  
 DeMarte, Dom . . . . .1963-64  
 DeMont, Paul . . . . .1948  
 Dennis, Chris . . . . .2002-06  
 Dennis, Jerry . . . . .1988  
 Dennis, John . . . . .1989-90  
 Dennison, Jim . . . . .1987  
 DePiere, John . . . . .1985-88  
 Derr, Charles . . . . .1977  
 Derthick, Mark . . . . .1984-85  
 Despetorich, George . . . . .1977  
 DeToro, Joe . . . . .1999  
 Deusing . . . . .1949  
 DeVail, Ken . . . . .1968  
 DeVor, Mike . . . . .1968-69  
 DiBartolomeo, Nick . . . . .2012  
 DiCioccio, Jim . . . . .1979  
 Diedrich, Erich . . . . .2004-08  
 Dill, Brian . . . . .2005-06  
 DiMuzzio, Rick . . . . .2006

DiNello, Nick . . . . .2013  
 DiRienzo, Al . . . . .1977-78  
 DiRienzo, John . . . . .1959  
 Dissinger, Greg . . . . .2009-11  
 Dixon, Kellen . . . . .2000-01  
 Dochenck, Mike . . . . .1963  
 Donahue, Bruce . . . . .1972-74  
 Dosch, Drew . . . . .2011-13  
 Doyle, Eric . . . . .2008  
 Dravecky, Dave . . . . .1975-78  
 Duff, Tom . . . . .1970  
 Duffett, Cecil . . . . .1950  
 Dunbar, Rick . . . . .1998  
 Dunlap, Ryan . . . . .2008  
 Durkin, Bill . . . . .1984  
 Durkin, Chris . . . . .1989-91

### E

Earley, Alex . . . . .2007-08  
 Easterling, Travis . . . . .1997-2000  
 Edmonds, Larry . . . . .1979  
 Elisco, Mark . . . . .1976, 1978  
 Ellcessor, Bob . . . . .1985  
 Ellington, Ray . . . . .1991  
 Elliot, Jack . . . . .1963-65  
 Ellsworth, Jim . . . . .1950  
 Engle, Lucas . . . . .2005-08  
 Exoposite, Gary . . . . .1966  
 Eynon, Tom . . . . .1992

### F

Fabian, Jeff . . . . .1977-78  
 Fabis, Andy . . . . .1975  
 Fabrizzi, Bill . . . . .1997  
 Farcas, Ray . . . . .1995-99  
 Farina, Dan . . . . .1993  
 Fedorchak, Brad . . . . .1981-82  
 Ferrara, Tom . . . . .1992  
 Ferraro, James . . . . .1965-68  
 Ferris, Todd . . . . .1993  
 Folweiler, Wayne . . . . .1968-69  
 Foor, Mike . . . . .1988  
 Ford, Clint . . . . .2000-04  
 Frank, Don . . . . .1985  
 Franklin, Mark . . . . .1984  
 Freisen, Ed . . . . .1970-73  
 Frey, Alex . . . . .2010-13  
 Funge, Brian . . . . .1988-91  
 Furino, Ty . . . . .2001-03  
 Fusco, Jim . . . . .1958-61

### G

Gajda, Joey . . . . .2012-13  
 Gallagher, Don . . . . .1979-82  
 Games, Gary . . . . .1965  
 Gardner, Bob . . . . .1973-75  
 Gardner, Bob . . . . .1980-83  
 Gattozzi, Lou . . . . .2006-07  
 Gavula, Mike . . . . .1983  
 Gee, Dave . . . . .1973-75  
 George, Ken . . . . .1983-86  
 Gesacion, Nick . . . . .1968-71  
 Gesacion, Robert . . . . .1971, 1973  
 Giancola, Mark . . . . .1979  
 Gibson, Bob . . . . .1948  
 Gilchrist . . . . .1950  
 Gillet, Craig . . . . .2008  
 Glinatsis, Mike . . . . .1974-76  
 Gnacinski, Matt . . . . .2002-06

Gotthard, Ray . . . . .1975  
 Goubeaux, Craig . . . . .2010-13  
 Gozur, Rick . . . . .2001  
 Graham, Jack . . . . .2012-13  
 Granitto, John . . . . .1950  
 Grant, Kim . . . . .1973  
 Grazier, Michael . . . . .1986-87  
 Gregory, William . . . . .1966  
 Green, Charles . . . . .1959  
 Griffith, Brett . . . . .1997  
 Grohovsky, Dave . . . . .1986-87  
 Grosso, Clarence . . . . .1960-62  
 Gruber, Jeff . . . . .1992-94  
 Gubanich, Gary . . . . .1993-96  
 Guerrieri, Neil . . . . .1972-75  
 Guesman, Ben . . . . .1970  
 Gulas, Gregory . . . . .1973-76  
 Guliano, Phil . . . . .1958-60  
 Gump, Bryan . . . . .1986-87

### H

Habuda, Brad . . . . .1996-98  
 Hall, Jesse . . . . .1991-93  
 Halls, Mickey . . . . .1975  
 Hamrick, Bryan . . . . .2007  
 Hamrock, Jim . . . . .1969-72  
 Hannan, J.D. . . . .2003, 2005-06  
 Hanuschak, Richard "Chip" . . . . .1971-73  
 Harbold, Tom . . . . .1994-97  
 Hardy, Bill . . . . .1977-80  
 Harless, Russ . . . . .2012-13  
 Harrah, Doug . . . . .1988-90  
 Haseley, Bob . . . . .1979-82  
 Hass, Randy . . . . .1983-85  
 Hatchett, Vincent . . . . .2000  
 Haught, Jeff . . . . .1996-97  
 Hawkins, Randy . . . . .1979-80  
 Havlin, Kevin . . . . .1993  
 Havrilla, Rick . . . . .1994-97  
 Head, Glenn . . . . .1979-82  
 Healey, Jacke . . . . .2009-10  
 Heath, Marcus . . . . .2012-13  
 Heatherington, Glenn . . . . .1948  
 Heller, Brad . . . . .1993  
 Hendricks, Tim . . . . .1984  
 Hennessey, Brad . . . . .1999-2001  
 Hepp, Ronald . . . . .1978-79  
 Herman, Alex . . . . .1966-69  
 Hermsdorfer, Adam . . . . .2000  
 Herring, Archie . . . . .1987  
 Herubin, Joe . . . . .1988-90



*Scott Hitchcock threw the most innings for YSU twice and had four career shutouts.*

# 2014 YOUNGSTOWN STATE BASEBALL

## ALL-TIME ROSTER

Hey, Greg . . . . . 1973  
 Higgenbotham, Justin 2004  
 Higgins, Devin . . . . . 2013  
 Hitchcock, Scott . . . 1993-96  
 Hix, Kevin . . . . . 2012-13  
 Hlebak, Robert . . . . . 1961  
 Hoagland, Brad . . . . 1972-73  
 Hogan, John . . . . . 1978-80  
 Holland, Casey . . . . . 2009-10  
 Homsen, Frank . . . . . 1948-49  
 Hoover, Rick . . . . . 1973-74  
 Horner, Lance . . . . . 2013  
 Hornyak, Cory . . . . . 2007-09  
 Hostal, Mike . . . . . 1974-77  
 Hosterman, Joe . . . . . 1998  
 Hosterman, Mike . . . 2001-04  
 Housteau, Bob . . . . . 1959  
 Hovan, Ron . . . . . 1991  
 Hovanec, Eric . . . . . 1983-85  
 Hudzik, John . . . . . 1948  
 Hughes, Ed . . . . . 1963  
 Hulchan, Duane . . . . 1966  
 Hunley, Doug 1979-80, 1982  
 Hunt, James . . . . . 1985-87  
 Hurlimann, Dan . . . . 2011-12  
 Hurt, Charles . . . . . 1963-64  
 Hymel, Eric . . . . . 2009-10

Knaus, Ed . . . . . 1972-75  
 Kocsis, Joe . . . . . 1987  
 Koehnlein, John . . . . 2006-09  
 Kohl, Ed . . . . . 1976-77  
 Kohl, Ron . . . . . 1975, 1977  
 Konik, Dave . . . . . 1976, 1978  
 Kook, John . . . . . 1961-62  
 Korczynski, Pete . . . 1970-71  
 Kortyna, Drew . . . . . 1988-89  
 Kosco, Bob . . . . . 1982  
 Kowalczyk, Frank . . . . 1948  
 Kozak, William . . . . . 1968-71  
 Kozarich, Gary 1965, 1968-69  
 Kozarich, Steve . . . . 1961  
 Krancevich, Dennis . . 1983-85  
 Kreshock, Robert . . . 1962-64  
 Krokos, Ryan. . . . . 2011-13  
 Kroll, Roy . . . . . 1972-74  
 Kromer, Ron . . . . . 1958  
 Krych, Avery . . . . . 1990-91  
 Kucek, Jake . . . . . 2012-13  
 Kuchmaner, Vic . . . . . 1987  
 Kurelja, Matt . . . . . 2012  
 Kussic, Tom . . . . . 1960, 1962  
 Kutchel, Jim . . . . . 2002  
 Kyle, Brian . . . . . 1996-97

Malley, Michael . . . . . 1968-70  
 Malley, Ronald . . . . . 1967  
 Mancini, Dave . . . . . 1975-76  
 Manuppelli, Nic . . . . . 2011-13  
 Marasti, Joe . . . . . 1986-87  
 Marian, Ronald . . . . . 1961-62  
 Mariani, Andy . . . . . 1970  
 Marinelli, Nick . . . . . 1973  
 Marino, Joe . . . . . 1972  
 Markowicz, Jeff . . . . . 1992  
 Marks, Steve . . . . . 1970  
 Marsick, Jack . . . . . 1963  
 Martin, Dean . . . . . 1988  
 Martin, Harrison . . . . 2012  
 Marzano, Joe . . . . . 2000-01  
 Marzec, Eric . . . . . 2007-10  
 Matosky, John . . . . . 1949  
 Matyas, James . . . . . 1969  
 Matzye, Larry . . . . . 1986  
 McAbier, John . . . . . 1979-82  
 McAllister, Dan . . . . . 1964  
 McCabe, Randy . . . . . 1965  
 McCart, Shawn . . . . . 1986-88  
 McCleskey, Tim . . . . 1998-2000  
 McClure, Mark . . . . . 1977  
 McCulloh, Kevin . . . . 2010-12  
 McDew, Jerome . . . . . 1979  
 McFarland, Brian. 1999-2000  
 McFarland, Zac . . . . . 2010  
 McGaha, Willie . . . . . 1966  
 McGann, Thomas . . . . 1963  
 McGinnis, Donald . . . . 1963  
 McGraw, Mike . . . . . 1978  
 McGraw, Josh . . . . . 1996-97  
 McHenry, Joe . . . . . 1976, 1978  
 McIntyre, John . . . . . 1983  
 McKinney, Jerry . . . . . 1959  
 McNally, Michael . . . . 1961  
 McNeely, Jeff . . . . . 1983-85  
 McRuvie, James . . . . . 1993  
 Mead, Shane . . . . . 1995-98  
 Medallis, Mark . . . . . 1976  
 Medwick, Steve . . . . . 1967  
 Meek, William . . . . . 1962  
 Meenachan, Brian . . . . 1977-79  
 Mefferd, Steve . . . . . 1998-2001  
 Meiring, Nick . . . . . 1993-95  
 Melek, Steve . . . . . 1977-79  
 Melnick, John . . . . . 1987-88  
 Mercer, Gary . . . . . 1972  
 Merrill, Gregg . . . . . 1971-73  
 Messmer, Ryan . . . . . 2008-09  
 Meuhlbauer, Lou . . . . 1948  
 Micco, Willie . . . . . 1983-84  
 Mikulan, Paul . . . . . 1971  
 Miller, Ben . . . . . 2007  
 Miller, Chester . . . . . 1958  
 Miller, Dennis . . . . . 1992  
 Milliken, Jack . . . . . 1961-62  
 Mims, Jim . . . . . 1993-94  
 Mincher, Brian . . . . . 1984-87  
 Misko, Jeff . . . . . 1982-85  
 Mitcheltree, Robert . . . 1967-68  
 Mitko, Chris . . . . . 2011-12  
 Mochanack, Ed . . . . . 1962  
 Moliterno, Bob . . . . . 1978-80  
 Monoco, Dom . . . . . 1969  
 Montgomery, Randy . . . 1974  
 Moore, David . . . . . 1982-85  
 Moore, Darrin . . . . . 1993



*Derek Nelson made 14 starts in 1999, a record that stood until 2011.*

Moore, Ed . . . . . 1961  
 Moore, Terry . . . . . 1974  
 Moorehead, Mike . . . . 1980-81  
 Morella, Chris . . . . . 1981  
 Morgan, Marc . . . . . 1993-95  
 Morris, C.J. . . . . 2007-10  
 Morris, Monte . . . . . 1994-96  
 Morris, Roger . . . . . 1976  
 Motter, John . . . . . 1965  
 Moules, Kris . . . . . 2013  
 Mozinski, Mike . . . . . 1980  
 Mulinix, Rick . . . . . 1998  
 Munoz, Anthony . . . . . 2007-10  
 Muntean, Rick . . . . . 1975  
 Murberger, Mike . . . . . 1987  
 Murphy, John . . . . . 1995-98  
 Murphy, Matt . . . . . 1996-98  
 Myers, Brian . . . . . 1990-93  
 Myers, Harry . . . . . 1949  
 Myers, Roy . . . . . 1964-67

**N**  
 Naples, Roger . . . . . 1959  
 Nelson, Derek . . . . . 1998-99  
 Newman, J.J. . . . . 2003-04  
 Niemi, Paul . . . . . 1969  
 Nightingale, Mark . . . . 2002-03  
 Nittoli, Mike . . . . . 1979-82  
 Nicolas, Todd . . . . . 1982-85  
 Nogay, Don . . . . . 1961-64  
 North, Josh. . . . . 2012-13  
 Nottman, Russell . . . . 1948  
 Nurczyk, Matt . . . . . 1961  
 Nurczyk, John . . . . . 1990-92  
 Nurczyk, Matt . . . . . 1993  
 Nutt, Tommy . . . . . 2005

**O**  
 O'Brien, Patrick . . . . . 2011-13  
 O'Brien, Tom . . . . . 1993  
 Ohalek, Corey . . . . . 1999-2003  
 Ohalek, Derek . . . . . 1985  
 Okleson, Erik. . . . . 2010-13  
 Olenych, Chuck . . . . . 1972-75  
 Oles, Alex . . . . . 2010  
 Opsitnik, Denny . . . . . 1993  
 Orenic, Michael . . . . . 1961

**P**  
 Page, Josh . . . . . 2004-08  
 Pallante, Jim . . . . . 1980-81  
 Palumbo, Jamie . . . . . 1993-96  
 Pannell, Tom . . . . . 1972-73  
 Panno, Phil . . . . . 1979, 1983  
 Parks, Brent . . . . . 2004-07  
 Parlontieri, Kris . . . . . 1981  
 Parm, Donald . . . . . 1958-60  
 Pateas, George . . . . . 1978  
 Patellis, Pete . . . . . 1988  
 Patulea, Gregory . . . . . 1962  
 Peduzzi, David . . . . . 1992  
 Penrod, Kyle . . . . . 2002-04  
 Perler, Julian . . . . . 2004-05  
 Perry, Frank . . . . . 1999  
 Petkovich, Joel . . . . . 1971-72  
 Phillbin, Rick . . . . . 1975-78  
 Phillips, Jim . . . . . 2002-05  
 Pierog, John . . . . . 1962-65  
 Pishko, Robert . . . . . 1963  
 Plizga, Jim . . . . . 1966  
 Poholsky, Robert . . . . 1969  
 Pontius, Zack . . . . . 1996  
 Popio, Dan . . . . . 2013  
 Popio, Mike . . . . . 1979-81  
 Popovec, Mickey . . . . . 1973  
 Porter, Anthony . . . . . 2008-10  
 Price, Sean . . . . . 1989-90  
 Prox, David . . . . . 1962  
 Puskar, Tom . . . . . 2002

**Q**  
 Querra, Fabian . . . . . 1963-64

**R**  
 Raffle, Robert . . . . . 1962-63  
 Ramon, Joe . . . . . 1961  
 Ranells, Rich . . . . . 2003  
 Raphitis, Tom . . . . . 1958-59  
 Rechedy, Cy . . . . . 1949-50  
 Rector, Steve . . . . . 1969-72  
 Reesh, James . . . . . 1967  
 Rein, Paul . . . . . 1963-64  
 Reitenbach, Jason . . . . 2008-09  
 Rembold, Donald . . . . . 1965-67  
 Remias, Ron . . . . . 1988  
 Repasky, Michael . . . . . 1961-62  
 Richards, Mark . . . . . 1993-95  
 Rickert, Dave . . . . . 1970  
 Ricketts, Art . . . . . 1963  
 Robinson, Rayce . . . . . 2005-07  
 Robinson, Shaun . . . . . 1997-98  
 Roch, Tom . . . . . 1974-75  
 Rohan, George . . . . . 1973-75  
 Rohan, Ray . . . . . 1964-66  
 Romeo, Mark . . . . . 1982-83  
 Romeo, Tony . . . . . 1982-85  
 Root, Kevin . . . . . 1998  
 Roscoe, Joe . . . . . 1991-92  
 Ross, Donald . . . . . 1965-68  
 Rovnak, Mark . . . . . 1978-79  
 Rozzo, John . . . . . 1961-62  
 Rudibaugh, Lee . . . . . 1977-80  
 Rushen, Paul. . . . . 1986-87  
 Ryan, Randy . . . . . 1988  
 Rzasa, Frank. . . . . 1950

**L**

Lane, Roland . . . . . 1961  
 Lanzi, Pete . . . . . 1984  
 Lasko, Don . . . . . 1977  
 Laverty, Brian . . . . . 1963  
 Lawhorn, John . . . . . 1948  
 Lawson, Brad . . . . . 1968-71  
 Laylock, Robert . . . . 1966-69  
 Leal, Adam . . . . . 1998-99  
 Leon, David 2008-09, 2011-12  
 Leonard, Pete . . . . . 1958-61  
 Leshnock, Donald . . . . 1966-68  
 Less, Loren . . . . . 1958  
 Lessick, Jim . . . . . 1975-76  
 Lewis, Carter . . . . . 1972  
 Lewis, Howard . . . . . 1962  
 Libeg, Kevin . . . . . 2003-06  
 Lipari, Phil . . . . . 2011-13  
 Lipinski, Jim . . . . . 2001-04  
 Lisko, Al . . . . . 1968-71  
 Littler, Harvey . . . . . 1963  
 Litwalk, Paul . . . . . 1964, 1966-67  
 Logan, Brian . . . . . 1994  
 Lopuchovsky, George . . 1980-81  
 Lopuchovsky, Greg . . . . 1987  
 Lordi, Anthony . . . . . 1998-99  
 Lowman, Jason . . . . . 1999-2000  
 Lucas, Jeffrey . . . . . 1965  
 Lucas, George . . . . . 1950  
 Lucas, Sean . . . . . 2004-08  
 Luckacs, Regis. . . . . 1968  
 Lukes, Craig . . . . . 1978  
 Lucki, Matt . . . . . 2000  
 Luklan, John . . . . . 1978-81  
 Luklan, Rob . . . . . 1983-86

**M**

Machaskee, George 1964-67  
 Magula, Mike . . . . . 1949-50  
 Magulik, John . . . . . 1975-76  
 Malacky, Mark . . . . . 1986  
 Maley, Jeff . . . . . 1974-77  
 Maley, Tom . . . . . 1970

# 2014 YOUNGSTOWN STATE BASEBALL

## ALL-TIME ROSTER

### S

Sabatino, Ronald . . . . . 1965  
 Salo, Arne . . . . . 1971  
 Salomone, Dan . . . . . 1995-98  
 Salomone, Mark . . . . . 1993-94  
 Salreno, Lou . . . . . 1948  
 Salta, John . . . . . 1968  
 Saluga, David . . . . . 2011-13  
 Sanden, Jason . . . . . 2001  
 Santa, Jeff . . . . . 1994-95  
 Santangelo, Vince . . . . . 1982-85  
 Santor, Mike . . . . . 1958-59  
 Santore, Frank . . . . . 2000-04  
 Santore, Todd . . . . . 1998-2001  
 Santore, Tom . . . . . 1961-65  
 Sattler, Bill . . . . . 1976-79  
 Savage, Brett . . . . . 2005  
 Savich, Gary . . . . . 1969-70  
 Saxon, Andy . . . . . 1976-79  
 Scanlon, Tim . . . . . 1966-67  
 Scavelli, Joe . . . . . 1980  
 Schabb, Todd . . . . . 1998-99  
 Schiffhauer, Chuck . . . . . 2005-08  
 Schlabach, Kendall . . . . . 2001-04  
 Schlarb, Mark . . . . . 1979-82  
 Schroth, Neil . . . . . 2010-13  
 Schultz, Charles . . . . . 2003-06  
 Scott, Thomas . . . . . 1958  
 Scudder, John . . . . . 1997-98  
 Sekora, Joe . . . . . 1977-80  
 Selby, Dick . . . . . 1950  
 Sellman, Ryan . . . . . 2005-08  
 Seneta, Larry . . . . . 1961-63  
 Serendensky, Charles . . . . . 1966  
 Serenko, Gene . . . . . 1975  
 Sermansky, Andy . . . . . 1948  
 Severino, Carl . . . . . 1965-68  
 Shaffer, Eric . . . . . 2003-06  
 Shaner, Dave . . . . . 1966  
 Sharek, Gerald . . . . . 1968-71  
 Shedlock, Pat . . . . . 2012-13  
 Shialda, Lind . . . . . 1959  
 Shirley, Jason . . . . . 2012-13  
 Shoff, David . . . . . 1983  
 Shultz, Chad . . . . . 1995-98  
 Shuttleworth, Tim . . . . . 1988  
 Silvey, John . . . . . 1994-95  
 Simock, Bobby . . . . . 1997-99  
 Simpson, Jeff . . . . . 1979  
 Skebo, Bob . . . . . 1985-86  
 Skolmowski, Mike . . . . . 1998-99  
 Smart, Jonathan . . . . . 2000-03  
 Smercansky, Dave . . . . . 1977-79  
 Smiley, Tom . . . . . 1992  
 Smith, Brad . . . . . 2012-13  
 Smith, Darl . . . . . 1971-74  
 Smith, Kevin . . . . . 1995-99  
 Smith, Kyle . . . . . 2002  
 Smith, Lindsay . . . . . 1974  
 Smith, Robert . . . . . 1963-65  
 Smolko, George . . . . . 1959

Snoddy, Mark . . . . . 1981-84  
 Sobecki, Kyle . . . . . 1999-2003  
 Solarz, Greg . . . . . 1986-87  
 Solitario, Brian . . . . . 2009  
 Solt, Jeff . . . . . 2004  
 Sostaric, Nick . . . . . 1948-50  
 Sotlar, Jim . . . . . 1986-89  
 Spain, Joe . . . . . 1996  
 Spala, John . . . . . 1948  
 Spargal, Mike . . . . . 1998  
 Speas, Matt . . . . . 2002-03  
 Spencer, Randy . . . . . 1988-89  
 Spice, Don . . . . . 1963-66  
 St. Clair, Ronald . . . . . 1966  
 Stankewich, Robert . . . . . 1968-69  
 Stein, Charles . . . . . 1958  
 Stiles, Tony . . . . . 1978  
 Stofko, Jeff . . . . . 1984-87  
 Stoops, Ronald . . . . . 1958  
 Suchora, Richard . . . . . 1958-60  
 Sudzina, Bob . . . . . 1974  
 Sullivan, Rob . . . . . 2007  
 Susa, Bob . . . . . 1988-89  
 Sutherland, Nick . . . . . 2010  
 Sutman, Bill . . . . . 1974  
 Swenson, Aaron . . . . . 2007-10  
 Switka, Robert . . . . . 2011-13  
 Svitak, Andy . . . . . 2004-07  
 Szabo, Ed . . . . . 1993-94  
 Szalankiewicz, Dylan . . . . . 2009  
 Szenborn, Mike . . . . . 1972-75

### T

Tabachino, Tony . . . . . 1949  
 Talachini, Carl . . . . . 1961-62  
 Tate, Richard . . . . . 1964  
 Terry, Paul . . . . . 1985-86  
 Tesyk, John "Tex" . . . . . 1983  
 Thomas, Dustin . . . . . 2005-06  
 Thomas, Justin . . . . . 2003-05  
 Thomas, Mark . . . . . 1997-99  
 Thompson, "Zeke" . . . . . 1976  
 Timko, Bruce . . . . . 1986  
 Timko, Jim . . . . . 1987-90  
 Tinkey, Donald "Jim" . . . . . 1983  
 Tkac, Gary . . . . . 1981  
 Todor, Andy . . . . . 2007  
 Totani, Paul . . . . . 1989-92  
 Trimbur, Ryan . . . . . 2012-13  
 Triveri, Jason . . . . . 1994-97  
 Tscherne, Todd . . . . . 2002  
 Tucker, Matt . . . . . 2008-09  
 Tumbri, John . . . . . 1948  
 Turjanica, Mike . . . . . 2004-08  
 Turosky, Bill . . . . . 2010-11  
 Tyndall, Jim . . . . . 1963-64  
 Tyndall, Robert . . . . . 1961-62

### U

Ujvari, Nate . . . . . 1993-95

## All-Time Coaches



**Dom Rosselli**  
1948-85



**Greg Gulas**  
1986-87



**Scott Knox/John Zizzo**  
1988-89



**John Zizzo**  
1990-91



**Dan Kubacki**  
1992-98



**Mike Florak**  
1999-2007



**Rich Pasquale**  
2008-12



**Steve Gillispie**  
2013-

### V

Valentine, Dan . . . . . 1977-78  
 Vassalotti, Lou . . . . . 1991-94  
 Vaughn, Ryan . . . . . 2003  
 Vinopal, Chuck . . . . . 1974-75  
 Virag, Darin . . . . . 1990  
 Vivolo, Charles . . . . . 1963-64  
 Vosovic, Nick . . . . . 1964-66  
 Vukovic, Corey . . . . . 2007-10  
 Vukovich, George . . . . . 1980

### W

Wachter, Dustin . . . . . 2006-08  
 Wacker, Carl . . . . . 1964  
 Wackerman, Ryan . . . . . 2006-08  
 Warden, Cecil "Cy" . . . . . 1950  
 Wardle, Sean . . . . . 1997-98  
 Weaver, Rick . . . . . 1963-64  
 Webber, Alan . . . . . 1950  
 Weiland, Jeff "Grundy" . . . . . 1980-81, 1983  
 Weiss, Weston . . . . . 2012  
 Wellan, Jonas . . . . . 2013  
 Wells, Josh . . . . . 2003-06  
 Whitacre, Bill . . . . . 1991  
 White, Josh . . . . . 2013  
 Wight, Jared . . . . . 2013  
 Williams, Dick . . . . . 1950  
 Williams, Jerry . . . . . 1980-83  
 Williams, Joel . . . . . 2010  
 Williams, John . . . . . 1973-76  
 Williams, Padraic . . . . . 2010-13  
 Williams, Ryan . . . . . 1991  
 Williamson, Thomas . . . . . 1958  
 Wills, Jon . . . . . 1999  
 Wisniewski, Brian . . . . . 1991-94

### Y

Wolf, Chad . . . . . 2000  
 Wollitz, Charles . . . . . 1958  
 Wood, Jim . . . . . 1948-49  
 Wood, Trent . . . . . 2009-10  
 Woytek, Mike . . . . . 1978-79  
 Wratcher, Rob . . . . . 2009


Yanero, Chris . . . . . 1991-94  
 Yaniglos, Marty . . . . . 1968  
 Yargas, Douglas . . . . . 1958  
 Yates, Paul . . . . . 2001-04  
 Yazbek, Dominic . . . . . 1997  
 Young, Mike . . . . . 1979  
 Yovich, George . . . . . 1965

### Z

Zaluski, Mike . . . . . 1974-77  
 Zang, Joe . . . . . 1989  
 Zeigler, Brad . . . . . 1994-95  
 Zeigler, Dave . . . . . 1979-80  
 Zelasco, Dave . . . . . 1985-87  
 Zellers, Robert . . . . . 1962-63  
 Zerilla, Torry . . . . . 1990-92  
 Zetts, Tom . . . . . 2003  
 Zetts, Wayne . . . . . 1977-78  
 Zinz, Jim . . . . . 1964-65  
 Zitello, Lou "Chip" . . . . . 1969-71  
 Zorio, Robert . . . . . 1965-66  
 Zuzik, Rick . . . . . 1976-79



*Outfielder Kendall Schlabach (2001-2004) is the school record holder in career hits and runs scored.*



*Mark Thomas batted .372 and scored 127 runs in his three seasons from 1997-99.*