



2013-14 YOUNGSTOWN STATE BASKETBALL GAME NOTES

Jamie Hall, Assistant Sports Information Director • Office: (330) 941-1581 • Cell: (330) 540-5417
Email: jehall@ysu.edu • Twitter: @JayMe_Hall • Facebook.com/ysusports • www.YSUsports.com

2013-14 SCHEDULE/RESULTS

Date	Opponent	Time
11/8	at Kennesaw State+	W, 73-56
11/9	vs. Florida International+WOT,	74-72
11/10	vs. Eastern Kentucky+	W, 75-67
11/14	WARREN WILSON+	W, 104-58
11/17	at UMASS	L, 69-85
11/20	THIEL	W, 82-58
11/23	WESTMINSTER	W, 108-57
11/27	at Kent State	L, 79-83
11/30	AUSTIN PEAY	L, 86-88
12/4	ROBERT MORRIS	W, 84-76
12/7	at UMKC	L, 80-88
12/14	at Pittsburgh	L, 73-91
12/17	BETHUNE-COOKMAN	W, 71-59
12/21	at St. John's	L, 87-96
12/29	SOUTH DAKOTA	W, 85-59
1/2	at Milwaukee*	L, 76-82
1/4	at Green Bay*	L, 69-85
1/7	at UIC*	W, 75-62
1/13	CLEVELAND STATE*	W, 67-66
1/18	DETROIT*	W, 77-63
1/23	VALPARAISO*	7:05 p.m.
1/25	WRIGHT STATE*	7:05 p.m.
1/31	at Oakland*	7 p.m.
2/5	at Wright State*	7 p.m.
2/9	at Detroit*	2 p.m.
2/13	GREEN BAY*	7:05 p.m.
2/15	UIC*	7:05 p.m.
2/20	MILWAUKEE*	7:05 p.m.
2/22	at Valparaiso*	8:05 p.m.
2/25	at Cleveland State*	7 p.m.
3/1	OAKLAND*	7:05 p.m.
3/4	HL First Round!	TBA
3/7	HL Second Round!	TBA
3/8	HL Semifinals!	TBA
3/11	HL Championship!\$	7 p.m.

All Times Eastern

* Horizon League Game

+ Kennesaw State Tournament Game

! Horizon League Tournament game

\$ Nationally Televised on ESPN

PENGUINS SOCIAL MEDIA
ysusports.com



@ysusports



youtube.com/ysusports



facebook.com/ysusports



GAME 21

YOUNGSTOWN, OHIO (BEEGHLY CENTER)



YOUNGSTOWN STATE PENGUINS (12-8, 3-2 Horizon League)

Head Coach: Jerry Slocum (King's (N.Y.), 1975)

Career Record: 685-484 (39th Year) • **Record at YSU:** 104-160 (9th Year)



VALPARAISO CRUSADERS (11-7, 3-2 Horizon League)

Head Coach: Bryce Drew (Valparaiso, 1998)

Career Record: 59-29 (Third Year) • **Record at Valpo:** 59-29 (Third Year)

GAME INFORMATION

DATE:	JAN. 23, 2014
PLACE:	YOUNGSTOWN, OHIO
ARENA:	BEEGHLY CENTER
TIP TIME:	7:05 P.M. EST
RADIO:	570 WKBN-AM
PLAY-BY-PLAY:	ROBB SCHMIDT
TV:	MYTV
PLAY-BY-PLAY:	CHAD KRISPINSKY
COLOR ANALYSIS:	ZACH HUMPHRIES
VIDEOSTREAM:	WWW.HORIZONLEAGUE.COM
LIVE STATS:	WWW.YSUSPORTS.COM
SERIES:	VALPO LEADS, 27-9
TWITTER UPDATES:	@YSUSPORTS

MEN'S BASKETBALL GOES FOR FOURTH STRAIGHT AGAINST VALPO

GAME PREVIEW

- The Youngstown State men's basketball team goes for its fourth straight Horizon League win when it hosts Valparaiso, Thursday, Jan. 23.
- Tipoff is slated for 7:05 p.m. at the Beeghly Center in Youngstown, Ohio.
- The game can be heard on 570 WKBN-AM and iHeartRadio.
- Fans can also watch the game live on the Horizon League Network.

LAST TIME OUT

- Junior guard DJ Cole turned in a career-best performance with a career-high 22 points, a season-high nine assists and six rebounds in a 77-63 win over Detroit on Jan. 18.
- Cole made a career-high four 3-pointers, all in the second half.
- Sophomore Bobby Hain tied a season high with 18 points on 6-of-7 shooting.
- Senior Kendrick Perry and sophomore Ryan Weber each added 13 points in the win.
- The Penguins also shot an impressive 65.2 percent from the field in the second half, including making 7-of-11 from behind the 3-point line.
- The Penguins also limited Detroit to just 2-of-18 from behind the arc and outscored the Titans, 49-37, in the second half.

TOP STORYLINES

- Senior Kendrick Perry was named the 2013-14 Horizon League Preseason Player of the Year.
- Senior Kendrick Perry ranks seventh in school history with 1,733 career points. He is also the school's all-time steals leader with 224.
- Perry is also the only player in school history with 1,700 points, 400 rebounds, 400 assists and 200 steals.
- Head Coach Jerry Slocum earned his 104th victory at Youngstown State with the win over UDM.
- Slocum has 685 career victories and ranks 35th on the NCAA all-time wins list. He also ranks sixth among active Division I coaches in career wins.
- This game is 37th meeting between Youngstown State and Valparaiso.
- YSU ranks seventh the nation with 465 3-point attempts and 10th with 164 3-pointers made.
- The Penguins rank fourth nationally with 325 total assists.
- Youngstown State leads the Horizon League in scoring at 79.7 points per game.
- Junior Shawn Amiker was named the Horizon League Player of the Week on Dec. 30.
- Kendrick Perry was named Horizon League Player of the Week and NBCSports.com National Player of the Week on Nov. 11.
- Kendrick Perry is a top 30 finalist for the Senior CLASS Award.















@YSUSports • @YSUMensHoops • #GoGuins • #YSUMB

WWW.YSUSPORTS.COM

2013-14 YOUNGSTOWN STATE BASKETBALL GAME NOTES

PLAYER CAPSULES

■ - INDICATES PROBABLE STARTERS

1		JALON PLUMMER • G 6-5 • 180 • Fr. • Belleville, Mich. <table border="1"> <thead> <tr> <th>PT</th> <th>REB</th> <th>BLK</th> <th>AST</th> </tr> </thead> <tbody> <tr> <td>2.7</td> <td>1.</td> <td>0.0</td> <td>0.3</td> </tr> </tbody> </table>	PT	REB	BLK	AST	2.7	1.	0.0	0.3	Notes: Played in nine games...Has scored 24 points...Scored a career-high 11 against Westminster...Has made two 3-pointers.	Career Highs Pts. - 11 vs. Westminster (11/23/13) Reb. - 8 vs. Westminster (11/23/13) Asst. - 3 vs. Westminster (11/23/13) Min. - 51 vs. UIC (2/10/13)
PT	REB	BLK	AST									
2.7	1.	0.0	0.3									
2		KYLE STEWARD • F 6-7 • 190 • Fr. • Detroit, Mich. <table border="1"> <thead> <tr> <th>PTS</th> <th>REB</th> <th>BLK</th> <th>AST</th> </tr> </thead> <tbody> <tr> <td>2.3</td> <td>1.9</td> <td>0.1</td> <td>0.3</td> </tr> </tbody> </table>	PTS	REB	BLK	AST	2.3	1.9	0.1	0.3	Notes: Has appeared in 11 games...Has scored 25 points, including a career-high six points against Austin Peay...Grabbed five rebounds against both Warren Wilson and Westminster...Shooting 57.9 percent from the field.	Career Highs Pts. - 6 vs. Austin Peay (11/30/13) Reb. - 5, 2x m.r. vs. WC (11/23/13) Asst. - 1 vs. Austin Peay (11/30/13) Min. - 12 vs. Westminster (11/23/13)
PTS	REB	BLK	AST									
2.3	1.9	0.1	0.3									
3		KENDRICK PERRY • G 6-0 • 180 • Sr. • Ocoee, Fla. <table border="1"> <thead> <tr> <th>PTS</th> <th>REB</th> <th>BLK</th> <th>AST</th> </tr> </thead> <tbody> <tr> <td>21.2</td> <td>3.7</td> <td>0.3</td> <td>4.4</td> </tr> </tbody> </table>	PTS	REB	BLK	AST	21.2	3.7	0.3	4.4	Notes: Named 2013-14 HL Preseason Player of the Year...Ranks 7th in YSU history with 1,733 points...Career leader in steals with 224...Is 4th with 453 assists...Two-Time All-Horizon League First-Team selection...Named to 2014 Cousy Award Watch List...Scored 33 points at UMKC (12/4)...Has 5 30-point games this year.	Career Highs Pts. - 34 vs. NDSU (11/19/12) Reb. - 11 vs. Valpo (1/30/13) Asst. - 10 at Buffalo (12/10/11) Min. - 51 vs. UIC (2/10/13)
PTS	REB	BLK	AST									
21.2	3.7	0.3	4.4									
4		SHAWN AMIKER • F 6-5 • 185 • Jr. • Oak Park, Mich. <table border="1"> <thead> <tr> <th>PTS</th> <th>REB</th> <th>BLK</th> <th>AST</th> </tr> </thead> <tbody> <tr> <td>5.6</td> <td>2.2</td> <td>0.2</td> <td>0.7</td> </tr> </tbody> </table>	PTS	REB	BLK	AST	5.6	2.2	0.2	0.7	Notes: Athletic 3/4...Has good explosion to the hoop...Scored a career-high 20 pts vs. South Dakota (12/29)...Has scored in double figures four times this year...Had 12 against Warren Wilson (11/14) and Thiel (11/20)...Posted 10 against St. John's and Westminster.	Career Highs Pts. - 20 vs. USD (12/29/13) Reb. - 9 vs. Loyola (3/5/13) Asst. - 5 vs. Geneva (12/6/12) Min. - 43 vs. NDSU (11/19/12)
PTS	REB	BLK	AST									
5.6	2.2	0.2	0.7									
5		KAMREN BELIN • F 6-7 • 225 • Sr. • Atlanta, Ga. <table border="1"> <thead> <tr> <th>PTS</th> <th>REB</th> <th>BLK</th> <th>AST</th> </tr> </thead> <tbody> <tr> <td>12.0</td> <td>4.5</td> <td>0.8</td> <td>1.7</td> </tr> </tbody> </table>	PTS	REB	BLK	AST	12.0	4.5	0.8	1.7	Notes: Named Preseason All-Horizon League Second-Team...Made the All-Newcomer Team in 2012-13...Scored a career-high 32 points against Kent State (11/27)...Had 21 vs. USD (12/29)...Ranks 3rd in HL with 2.1 3PT FGM per game.	Career Highs Pts. - 32 at Kent State (11/27/13) Reb. - 12 vs. James Mad. (11/20/12) Asst. - 6 vs. BCU (12/17/13) Min. - 41 vs. UIC (2/10/13)
PTS	REB	BLK	AST									
12.0	4.5	0.8	1.7									
10		MARCUS KEENE • G 5-11 • 160 • Fr. • San Antonio, Texas <table border="1"> <thead> <tr> <th>PTS</th> <th>REB</th> <th>BLK</th> <th>AST</th> </tr> </thead> <tbody> <tr> <td>7.4</td> <td>2.1</td> <td>0.0</td> <td>2.4</td> </tr> </tbody> </table>	PTS	REB	BLK	AST	7.4	2.1	0.0	2.4	Notes: 3-point shooting threat...Has reached double figures six times with a career-high 20 at UMass (11/17)...12th in HL in APG...Shooting .710 from the FT line.	Career Highs Pts. - 20 at UMass (11/17/13) Reb. - 5 at Kenn. State (11/8/13) Asst. - 9 vs. APSU (11/30/13) Min. - 39 vs. APSU (11/30/13)
PTS	REB	BLK	AST									
7.4	2.1	0.0	2.4									
11		DJ COLE • G 5-11 • 175 • Jr. • Olathe, Kan. <table border="1"> <thead> <tr> <th>PTS</th> <th>REB</th> <th>BLK</th> <th>AST</th> </tr> </thead> <tbody> <tr> <td>8.5</td> <td>2.8</td> <td>0.2</td> <td>4.2</td> </tr> </tbody> </table>	PTS	REB	BLK	AST	8.5	2.8	0.2	4.2	Notes: Solid on-ball defender...Great vision at point...Scored a career-high 22 vs. UDM (1/18)...Had 9 assists vs. UDM...Has six double figure scoring games...Scored 19 vs. RMU (12/4)...Ranks 5th in HL in APG, 2nd with 2.5 ATO ratio.	Career Highs Pts. - 22 vs. UDM (1/18/14) Reb. - 9 vs. Cleveland St. (1/26/13) Asst. - 12 vs. CMU (2/23/13) Min. - 47 vs. UIC (2/10/13)
PTS	REB	BLK	AST									
8.5	2.8	0.2	4.2									
14		JOSH CHOJNACKI • F 6-9 • 240 • Sr. • Erie, Pa. <table border="1"> <thead> <tr> <th>PTS</th> <th>REB</th> <th>BLK</th> <th>AST</th> </tr> </thead> <tbody> <tr> <td>0.5</td> <td>0.8</td> <td>0.2</td> <td>0.1</td> </tr> </tbody> </table>	PTS	REB	BLK	AST	0.5	0.8	0.2	0.1	Notes: Has appeared in 16 games...Scored two points against Cleveland State (1/13)...Had four points at UIC (1/7)...Scored two points at UMass (11/17)...Has three blocks.	Career Highs Pts. - 7 vs. Loyola (1/1/11) Reb. - 5 vs. ND (Ohio) (11/15/11) Asst. - 2, 2x m.r. vs. Geneva (12/6/12) Min. - 19 at Samford (11/12/11)
PTS	REB	BLK	AST									
0.5	0.8	0.2	0.1									
20		BOBBY HAIN • C 6-10 • 235 • So. • Jupiter, Fla. <table border="1"> <thead> <tr> <th>PTS</th> <th>REB</th> <th>BLK</th> <th>AST</th> </tr> </thead> <tbody> <tr> <td>11.0</td> <td>6.5</td> <td>0.5</td> <td>1.0</td> </tr> </tbody> </table>	PTS	REB	BLK	AST	11.0	6.5	0.5	1.0	Notes: Good offensive post skills...Has scored in double figures 14 times, has three double-doubles...Scored a season-high 18 against UDM (1/18) and Green Bay (1/4), Warren Wilson (11/14)...Poured in 14 pts with 10 boards at UMass (11/17)...9th in HL with a .521 FG%...5th in RPG at 6.5.	Career Highs Pts. - 19 at GWU (11/10/12) Reb. - 13 vs. WWC (11/14/13) Asst. - 2, 2x m.r. vs. WWC (11/14/13) Min. - 31 vs. APSU (11/30/13)
PTS	REB	BLK	AST									
11.0	6.5	0.5	1.0									
23		RONNYE BEAMON • G 6-4 • 190 • RFr. • Calumet City, Ill. <table border="1"> <thead> <tr> <th>PTS</th> <th>REB</th> <th>BLK</th> <th>AST</th> </tr> </thead> <tbody> <tr> <td>0.8</td> <td>0.6</td> <td>0.0</td> <td>0.1</td> </tr> </tbody> </table>	PTS	REB	BLK	AST	0.8	0.6	0.0	0.1	Notes: Has appeared in 11 games...Scored nine points with seven rebounds.	Career Highs Pts. - 4 vs. Thiel (11/20/13) Reb. - 5 vs. Westminster (11/23/13) Asst. - 1 vs. Westminster (11/23/13) Min. - 15 vs. Westminster (11/23/13)
PTS	REB	BLK	AST									
0.8	0.6	0.0	0.1									
25		FLETCHER LARSON • F 6-8 • 215 • Jr. • Lakewood, N.Y. <table border="1"> <thead> <tr> <th>PTS</th> <th>REB</th> <th>BLK</th> <th>AST</th> </tr> </thead> <tbody> <tr> <td>1.5</td> <td>1.4</td> <td>0.5</td> <td>0.3</td> </tr> </tbody> </table>	PTS	REB	BLK	AST	1.5	1.4	0.5	0.3	Notes: Good jumper from 12 feet and in...Appeared in 17 games...Shooting 57.1 (12-of-21) percent from the floor...Scored four points against FIU (11/9), Westminster (11/23), UMKC (12/7) and Pitt (12/14)...Has 16 rebounds.	Career Highs Pts. - 9 vs. Marygrove (12/29/13) Reb. - 5, 2x m.r. at UWM (1/31/12) Asst. - 2, 2x m.r. vs. RMU (12/4/13) Min. - 20 vs. FIU (11/9/13)
PTS	REB	BLK	AST									
1.5	1.4	0.5	0.3									
32		LARRY JOHNSON, JR. • F 6-4 • 220 • So. • Oak Park, Mich. <table border="1"> <thead> <tr> <th>PTS</th> <th>REB</th> <th>BLK</th> <th>AST</th> </tr> </thead> <tbody> <tr> <td>1.8</td> <td>2.0</td> <td>0.0</td> <td>0.0</td> </tr> </tbody> </table>	PTS	REB	BLK	AST	1.8	2.0	0.0	0.0	Notes: Has played in four games...Scored seven points with seven rebounds...Scored four points against Warren Wilson (11/14).	Career Highs Pts. - 4 vs. Warren Wilson (11/14/13) Reb. - 4 vs. Thiel (11/20/13) Asst. - 0 Min. - 7, 2x m.r. vs. WC (11/23/13)
PTS	REB	BLK	AST									
1.8	2.0	0.0	0.0									
33		RYAN WEBER • F 6-6 • 200 • So. • Indianapolis, Ind. <table border="1"> <thead> <tr> <th>PTS</th> <th>REB</th> <th>BLK</th> <th>AST</th> </tr> </thead> <tbody> <tr> <td>10.5</td> <td>4.1</td> <td>0.6</td> <td>1.6</td> </tr> </tbody> </table>	PTS	REB	BLK	AST	10.5	4.1	0.6	1.6	Notes: Perimeter threat...Ranks 3rd the Horizon League with 2.1 3FG per game...Has scored in double figures 12 times...Has 423-pointers made this year...Scored 18 points against Kennesaw State (11/8)...Made 4 3's vs. UWM, Kennesaw State and EKU.	Career Highs Pts. - 18 at Kennesaw St. (11/8/13) Reb. - 9 vs. EKU (11/10/13) Asst. - 6 vs. WWC (11/14/13) Min. - 40 vs. FIU (11/9/13)
PTS	REB	BLK	AST									
10.5	4.1	0.6	1.6									
34		MIKE PODOLSKY • G 6-2 • 198 • Sr. • Canfield, Ohio <table border="1"> <thead> <tr> <th>PTS</th> <th>REB</th> <th>BLK</th> <th>AST</th> </tr> </thead> <tbody> <tr> <td>0.6</td> <td>0.7</td> <td>0.1</td> <td>0.3</td> </tr> </tbody> </table>	PTS	REB	BLK	AST	0.6	0.7	0.1	0.3	Notes: Has appeared in 16 games...Has scored 10 points with nine rebounds and four assists...Has made 3-of-6 3-point attempts.	Career Highs Pts. - 6 vs. Westminster (11/23/13) Reb. - 4 vs. Marygrove (12/29/12) Asst. - 3 vs. WWC (11/14/13) Min. - 14, vs. Marygrove (12/29/12)
PTS	REB	BLK	AST									
0.6	0.7	0.1	0.3									

2013-14 YOUNGSTOWN STATE BASKETBALL GAME NOTES

TALE OF THE TAPE

YSU		VU
12-8	Overall Record	11-9
3-2	League Record	3-2
W3	Streak	W2
1594	Total Points	1556
1452	Points Allowed	1398
79.7	Scoring Average	77.8
72.6	Avg. Points Allowed	69.9
544	FG Made	511
1169	FG Attempts	1065
46.5	FG Percentage	48.0
164	3PT Made	150
465	3PT Attempts	386
35.3	3PT Percentage	38.9
342	FT Made	384
466	Attempts	518
73.4	FT Percentage	74.1
33.6	Rebound Average	38.8
16.3	Assist Average	13.9
11.3	Turnover Average	15.3
7.7	Steals Average	5.9
3.3	Blocks Average	4.9

CAREER GAMES PLAYED/STARTED

Player	GP	GS	CGP	CGS
Kendrick Perry	111	103	23	22
Josh Chojnacki	93	0	2	0
Shawn Amiker	84	20	30	0
DJ Cole	77	36	11	11
Mike Podolsky	58	0	0	0
Fletcher Larson	57	0	0	0
Kamren Belin	53	51	6	6
Bobby Hain	53	24	34	20
Ryan Weber	48	24	28	20
Marcus Keene	18	1	1	0
Kyle Steward	11	0	1	0
Jalon Plummer	9	0	0	0
Ronnye Beamon	9	0	0	0
Larry Johnson	4	0	0	0

GP: Games Played | **GS:** Games Started

CGP/CGS: Consecutive Games Played/Started

570 WKBN • YSU RADIO HOME

YSU men's basketball is carried live on 570 WKBN. Follow the Penguins all season with broadcasts that start 20 minutes prior to tipoff. Robb Schmidt calls all the action.

ALL-TIME RECORD

YSU owns an all-time record of 1,038-1,057 in its 84th season of basketball. The Penguins have played a total of 2,095 games since the 1927-28 season.

PENGUINS IN OVERTIME

YSU has an all-time record of 29-57 in all overtime games. The last time Youngstown State played an overtime game was against Florida International on Nov. 9, 2013. The Penguins won, 74-72. The previous overtime game was against Canisius on March 23, 2013. YSU lost in overtime, 84-82.

89

- Number of points Kendrick Perry is shy of breaking the Youngstown State Division I scoring record.
- Perry has 1,733 and the record is 1,821 set by Reggie Kemp from 1988-91, 92-93.

THE VALPO SERIES

- This is the 37th meeting between Youngstown State and Valparaiso in a series that dates back to 1989.
- The Crusaders own a 27-9 advantage in the all-time series, but the Penguins have won two of the last three contests.
- The Penguins, who lost 14 straight to the Crusaders from 2000-2012, have won the last two games at the Beeghly Center.
- Last season, the Penguins won, 80-68, on Jan. 30, 2013, and 71-53 on Feb. 11, 2012.

SCOUTING VALPARAISO

- Valparaiso enters the game with an overall record of 11-9 and a Horizon League mark of 3-2.
- Senior LaVonte Dority leads the Crusaders with 16 points per game while freshman Alec Peters is averaging 12.5 points per contest.
- Senior Jordan Coleman is also in double figures with 10.6 points per game.
- The Crusaders have won their last two Horizon League games with victories over Detroit (78-70) on Jan. 15 and Milwaukee (75-62) on Jan. 18.

COLE HAS CAREER NIGHT

- Junior guard DJ Cole turned in the best game of his career in leading the Penguins to a 77-63

win over Detroit on Jan. 18.

- Cole scored a career-high 22 points with a season-high nine assists and six rebounds.
- Cole now ranks second in the Horizon League with a 2.5 assist-to-turnover ratio and fifth with 4.2 assists per game.

DEFEND THIS HOUSE

- Over the last three games, Youngstown State's defensive play has improved dramatically.
- The Penguins have allowed an average of 63.7 points per game and forced 15.3 turnovers per game in that span.
- In the first 17 games, opponents were averaging 74.2 points per game.

KP ALONE IN NATION

- In the latest release of NCAA statistics, senior guard Kendrick Perry is the only player in the nation that is averaging at least 20 points and 2.5 steals per game.
- Perry ranks seventh with 2.7 steals per game and 14th with 21.2 points per game.
- His 424 total points this year rank fifth nationally.
- He is also fourth with 54 total steals and eighth with 138 total field goals made.

30 FOR 30

- With 31 points against Cleveland on Jan. 13, senior Kendrick Perry posted the fifth 30-point performance this season.
- It also marked the eighth time in his career he has scored at least 30 points, which is a YSU Division I record.
- Senior Kendrick Perry scored a season-high 33 points against UMKC on Dec. 7.
- He became the first player in the Horizon League to score at least 30 points on multiple occasions this season.

YOUNGSTOWN STATE MEN'S BASKETBALL ROSTER

No.	Name (Pronunciation)	Pos.	Ht.	Wt.	Yr.	Hometown/Previous School/High School
1	Jalon Plummer (Jay-lun)	G	6-5	180	Fr.	Belleville, Mich./Romulus
2	Kyle Steward	F	6-7	190	Fr.	Detroit, Mich./Cass Tech
3	Kendrick Perry	G	6-0	180	Sr.	Ocoee, Fla./Edgewater
4	Shawn Amiker (am-UH-ker)	G	6-5	185	Jr.	Oak Park, Mich./Ferndale
5	Kamren Belin (BEE-lin)	F	6-7	225	Sr.	Atlanta, Ga./Cowley/Walton
10	Marcus Keene	G	5-11	160	Fr.	San Antonio, Texas/Warren
11	DJ Cole	G	5-11	175	Jr.	Olathe, Kan./South
14	Josh Chojnacki (sha-NAK-ee)	F	6-9	240	Sr.	Erie, Pa./Mercyhurst Prep
20	Bobby Hain	F	6-10	235	So.	Jupiter, Fla./Jupiter
23	Ronnye Beamon (Ronnie)	G	6-4	195	RFr.	Calumet City, Ill./Bishop Noll
25	Fletcher Larson	F	6-8	215	Jr.	Lakewood, N.Y./Jamestown
32	Larry Johnson, Jr.	F	6-4	220	So.	Oak Park, Mich./West Bloomfield
33	Ryan Weber (WEBB-er)	F	6-6	200	So.	Indianapolis, Ind./Roncalli
34	Mike Podolsky (puh-DOLE-ski)	G	6-2	199	Sr.	Canfield, Ohio/Canfield

Head Coach: Jerry Slocum (Kings (N.Y.), 1975), Ninth Season

Assistant Coaches: Michael Wernicki (Pittsburgh, 1996), Ninth Season; Brian DePaoli (Clarion, 2000), Ninth Season; Steve Hall (Virginia Tech, 1994), Second Season

Director of Basketball Operations: Kevin Bruinsma (Spring Arbor, 2008), First Season

2013-14 YOUNGSTOWN STATE BASKETBALL GAME NOTES

2013-14 HORIZON LEAGUE STANDINGS

Team	HL			Overall		
	W	L	Pct.	W	L	Pct.
Green Bay	5	0	1.000	15	3	.833
Wright State	5	2	.714	13	9	.591
Youngstown St.	3	2	.600	12	8	.600
Valparaiso	3	2	.600	11	9	.550
Cleveland State	3	3	.500	11	9	.550
Milwaukee	3	4	.429	13	8	.619
Oakland	2	3	.400	7	13	.350
Detroit	1	4	.200	8	12	.400
UIC	0	5	.000	5	14	.263

as of Jan. 22, 2014

DOUBLE-FIGURE SCORING GAMES

Player	Season	Career	20+
Kendrick Perry (Sr.)	20	85	30
Kamren Belin (Sr.)	12	33	6
Bobby Hain (So.)	14	22	0
Ryan Weber (So.)	12	12	0
Marcus Keene (Fr.)	6	6	1
Shawn Amiker (Jr.)	6	12	1
DJ Cole (Jr.)	5	12	1
Jalon Plummer (Fr.)	1	1	0

DOUBLE-DOUBLES (PTS.-REBS.)

Player	Season	Career
Bobby Hain (So.)	3	5
Kendrick Perry (Sr.)	0	3
Kamren Belin (Sr.)	0	2

DOUBLE-DOUBLES (PTS.-ASTS.)

Player	Season	Career
Kendrick Perry (Sr.)	0	1
DJ Cole (Jr.)	0	1

DOUBLE-FIGURE REBOUND GAMES

Player	Season	Career
Bobby Hain (So.)	2	4
Kendrick Perry (Sr.)	0	3
Kamren Belin (Sr.)	0	2

2013-14 Horizon League Preseason Poll

Team (First-Place Votes)	Pts.
1. Green Bay (21)	390
2. Wright State (22)	389
3. Cleveland State (2)	338
4. Oakland (1)	258
5. Youngstown State (1)	219
6. Valparaiso	205
7. UIC	151
8. Detroit	141
9. Milwaukee	69

- His 33-point effort against UMKC on Dec. 7 was just one point shy of tying his career high.
- Perry scored 31 points against Milwaukee on Jan. 2, 32 points against Austin Peay on Nov. 30 and had 31 against Eastern Kentucky on Nov. 10.

KP CAREER 30-POINT GAMES

Date	Opp.	FG	3FG	FT	PTS
1/13/14	CSU	10-15	3-6	8-9	31
1/2/14	UWM	11-21	2-9	7-10	31
12/7/13	UMKC	11-18	4-9	7-8	33
1/30/13	APSU	8-17	3-9	13-16	32
11/10/13	EKU	11-19	4-9	5-7	31
3/19/13	OAK	9-18	6-10	7-7	31
11/19/12	NDSU	13-25	4-9	4-5	34
1/31/12	UWM	9-16	4-8	8-11	30

30-POINT GAME LEADERS

1. Dave Zeigler (14), 1978-80
1. Jeff Covington (14), 1974-78
3. John McElroy (11), 1965-69
4. Tony Knott (9), 1952-56
5. Kendrick Perry (8), 2010-Present

A WIN WILL

- Improve YSU to 13-8 and 4-2 in the Horizon League.
- Mark YSU's first four-game winning streak in league play since 2012-13 when the Penguins won four straight (Jan. 19 - Jan. 30).
- Mark YSU's 10th win over Valparaiso.
- Mark YSU's third straight win over Valparaiso at the Beeghly Center.
- Mark YSU's ninth home win of the season.
- Mark Head Coach Jerry Slocum's 686th career victory and his 105th at Youngstown State.
- Mark YSU's 1,039th victory in the program's history.

GAME-BY-GAME STARTERS

	Guard	Guard	Center	Forward	Forward
at Kennesaw State	Cole	Perry	Hain	Weber	Belin
vs. Florida International	Cole	Perry	Hain	Weber	Belin
vs. Eastern Kentucky	Cole	Perry	Hain	Weber	Belin
Warren Wilson	Cole	Perry	Hain	Weber	Belin
at UMass	Cole	Perry	Hain	Weber	Belin
Thiel	Cole	Perry	Hain	Weber	Belin
Westminster	Cole	Perry	Hain	Weber	Belin
at Kent State	Cole	Perry	Hain	Weber	Belin
Austin Peay	Keene	Perry	Hain	Weber	Belin
Robert Morris	Cole	Perry	Hain	Weber	Belin
at UMKC	Cole	Perry	Hain	Weber	Belin
at Pittsburgh	Cole	Perry	Hain	Weber	Belin
Bethune-Cookman	Cole	Perry	Hain	Weber	Belin
at St. John's	Cole	Perry	Hain	Weber	Amiker
South Dakota	Cole	Perry	Hain	Weber	Belin
at Milwaukee*	Cole	Perry	Hain	Weber	Belin
at Green Bay*	Cole	Perry	Hain	Weber	Belin
at UIC*	Cole	Perry	Hain	Weber	Belin
Cleveland State*	Cole	Perry	Hain	Weber	Belin
Detroit*	Cole	Perry	Hain	Weber	Belin
Valparaiso*					
Wright State*					
at Oakland*					
at Wright State*					
at Detroit*					
Green Bay*					
UIC*					
Milwaukee*					
at Valparaiso*					
at Cleveland State*					
Oakland*					

2013-14 YOUNGSTOWN STATE BASKETBALL GAME NOTES



HEAD COACH JERRY SLOCUM
(KINGS COLLEGE, N.Y.)

104-160, 9TH SEASON • 685-484, 39TH SEASON

Year	School	Record	Pct.
2013-14	YSU	12-8	.600
2012-13	YSU	18-16	.529
2011-12	YSU	16-15	.516
2010-11	YSU	9-20	.310
2009-10	YSU	8-22	.267
2008-09	YSU	11-19	.367
2007-08	YSU	9-21	.300
2006-07	YSU	14-17	.452
2005-06	YSU	7-21	.250
Totals	9 seasons	104-160	.394
2004-05	Gannon	18-11	.621
2003-04	Gannon	22-8	.733
2002-03	Gannon	20-10	.667
2001-02	Gannon	21-7	.750
2000-01	Gannon	22-8	.733
1999-00	Gannon	23-5	.821
1998-99	Gannon	19-9	.679
1997-98	Gannon	16-11	.593
1996-97	Gannon	18-9	.667
Totals	9 seasons	179-78	.696
1995-96	Geneva	24-7	.774
1994-95	Geneva	26-6	.812
1993-94	Geneva	28-4	.875
1992-93	Geneva	28-3	.903
1991-92	Geneva	27-7	.794
1990-91	Geneva	21-9	.700
1989-90	Geneva	22-9	.710
1988-89	Geneva	20-15	.571
1987-88	Geneva	6-21	.222
Totals	9 seasons	203-80	.714
1986-87	Nyack	22-8	.733
1985-86	Nyack	21-9	.700
1984-85	Nyack	25-8	.758
1983-84	Nyack	21-9	.700
1982-83	Nyack	20-13	.606
1981-82	Nyack	20-12	.625
1980-81	Nyack	17-11	.607
1979-80	Nyack	10-21	.323
1978-79	Nyack	8-24	.250
1977-78	Nyack	8-21	.276
1976-77	Nyack	17-14	.548
1975-76	Nyack	10-16	.385
Totals	12 Seasons	199-166	.545
Totals	39 Seasons	685-484	.586

MILESTONE WINS

- 685** • YSU 77, Detroit 63 | 1/18/14
- 600** • YSU 72, Wright State 57 | 2/22/07
- 500** • Gannon 72, Edinboro 69 | 11/20/01
- 400** • Geneva 74, MSU-Northern 69 | 1995-96
- 300** • Geneva 89, Ohio Valley 48 | 1992-93
- 200** • Geneva 71, Bethany 66 | 1987-88

KP DOUBLE DIGIT STREAK

- Senior Kendrick Perry has scored in double figures in his last 27 games, dating back to last season.
- Perry has scored 564 points during that time for an average of 20.9 points per game.

DJ - PUT THE NEEDLE ON THE RECORD

- Junior guard DJ Cole has been improving his overall production over the last 11 games.
- Cole is averaging 10.2 points, 3.9 assists and 2.1 steals per game during that time.
- He has scored in double figures four times and has had at least three assists in eight of the last 10 games.

PENGUINS NATIONALLY

- With 164 3-point field-goals made, the Penguins rank 10th nationally in that category.
- They also rank fourth with 325 total assists and 21st with 154 steals.
- Senior Kendrick Perry ranks fifth nationally with 424 total points, fourth in total steals with 54 and eighth with 138 field-goals made.
- Perry's 2.7 steals per game average ranks seventh nationally and his 21.2 points per game scoring average ranks 14th.

HAIN, WEBER KEYS TO SUCCESS

- The play of sophomores Bobby Hain and Ryan Weber have been critical to the Penguins' success.
- In the Penguins' 12 wins, Weber is averaging 11.6 points per game and connecting on 43.8 percent from 3-point range.
- Hain is averaging 11.7 points per game and shooting 57.1 percent from the field.
- YSU is 10-4 when Hain reaches double figures and 8-4 when Weber scores at least 10 points.

SLOCUM GETS 100

- With the win over Bethune-Cookman, Head Coach Jerry Slocum picked up his 100th victory at Youngstown State.
- Slocum became just second coach in YSU men's basketball history to reach 100 wins.
- It also marked the fourth school which Slocum has won at least 100 games.
- Slocum won 199 at Nyack (1975-87), 203 at Geneva (1987-96) and 179 at Gannon (1996-2005).

SPECIALTY STATS (YSU/OPP)

	Paint	Off TO	2nd Chance	Fast Break	Bench
at Kennesaw State	35/24	13/11	6/10	17/2	14/20
vs. Florida International	25/28	11/12	7/13	7/6	14/15
vs. Eastern Kentucky	26/22	12/21	21/8	4/8	9/27
Warren Wilson	48/28	28/2	23/11	19/2	39/21
at UMass	34/46	24/13	10/4	8/6	29/8
Thiel	36/20	23/13	10/11	20/6	27/13
Westminster	36/10	24/13	29/2	14/4	54/23
at Kent State	26/22	12/17	8/18	8/4	10/25
Austin Peay	30/46	21/19	10/18	13/10	8/28
Robert Morris	40/28	16/7	5/7	15/7	3/8
at UMKC	38/38	17/17	6/12	8/8	23/2
at Pittsburgh	32/48	19/16	4/20	11/8	17/33
Bethune-Cookman	16/20	13/11	9/11	9/0	7/19
at St. John's	38/34	14/20	20/11	6/17	18/23
South Dakota	36/18	22/5	9/8	16/4	26/20
at Milwaukee*	32/28	25/12	13/16	7/2	9/7
at Green Bay*	20/58	10/18	7/12	8/20	6/11
at UIC*	36/32	21/14	4/17	10/4	4/18
Cleveland State*	30/22	28/12	6/4	12/4	9/12
Detroit*	28/34	10/6	2/9	13/7	5/16
Valparaiso*					
Wright State*					
at Oakland*					
at Wright State*					
at Detroit*					
Green Bay*					
UIC*					
Milwaukee*					
at Valparaiso*					
at Cleveland State*					
Oakland*					

2013-14 YOUNGSTOWN STATE BASKETBALL GAME NOTES

YSU QUICK FACTS

Location: Youngstown, Ohio (79,271)
Enrollment: 13,381
Founded: 1908
Nickname: Penguins
Colors: Red and White
League: Horizon League
Athletics Director: Ron Strollo
President: Dr. Randy Dunn
NCAA Faculty Rep.: Dr. Chet Cooper
First Year of Basketball: 1927-28
All-Time Record: 1,038-1,057
Home Court: Beeghly Center (6,300)
Head Coach: Jerry Slocum
Alma Mater: Kings N.Y. (1975)
YSU Record: 104-160 (Ninth Year)
Overall Record: 685-484 (39th Year)
Office Phone: (330) 941-3004
Best Time to Call: Contact SID
Assistant Coaches: Michael Wernicki
 Brian DePaoli
 Steve Hall
Dir. of Basketball Ops: Kevin Bruinsma
Managers: Mike Bornemiss
 Julian Jones
Basketball Trainer: Todd Burkey
Beeghly Center Press Row Phone:
 (330) 941-2271

TEAM INFORMATION

2012-13 Record: 18-16
2012-13 League Record (Finish): 7-9 (6th)
2012-13 Postseason: Def. Loyola (62-60) in the HL Tournament First Round; Lost to Wright State (66-59) in HL Second Round; Def. Oakland (99-87) in CIT First Round; Lost to Canisius (84-82) in CIT Second Round
Letterman Returning/Lost: 9/3
Starters Returning/Lost: 3/2
Eligible Newcomers: Five (Three true freshman, one redshirt freshman, one sophomore)

SPORTS INFORMATION

Sports Information Director: Trevor Parks
Office Phone: (330) 941-3192
Office Fax: (330) 941-3191
Assistant SID/Men's Basketball: Jamie Hall
Hall's Office Phone: (330) 941-1581
Hall's Home/Cell Phone: (330) 540-5417
Hall's Twitter: @JayMe_Hall
E-Mail: jehall@ysu.edu
Athletics Web Site: www.YSUsports.com
Facebook: Facebook.com/ysusports
Twitter: @ysusports
Assistant SID: John Vogel
SID Student Interns: Kyle Kroynovich
 Jordan Stipanovich

WEBER STEPPIN' UP

- Sophomore Ryan Weber has been a definite threat from the perimeter over the last eight games.
- Weber has made at least two 3-pointers in each of the last eight contests.
- He has 22 during that time frame and is averaging 11.9 points per game in those games.
- Weber is 22-of-45 or 50 percent from behind the arc over the last eight games.

SUPER SOPH

- Sophomore Bobby Hain has been playing well over the last eight contests.
- Hain is averaging 12.9 points per game while shooting 56.5 percent from the floor.
- Hain has made 39 of his last 69 field-goal attempts.

PERRY NOW 8TH

- With 424 points this season, seniors Kendrick Perry now ranks seventh all-time on the YSU scoring list with 1,733 points.
- He is also just the ninth player in school history to reach 1,700 career points.
- He needs 51 more points to move into sixth place on the all-time scoring list.
- Perry needs just 89 more points to become YSU's Division I all-time leading scorer.
- The YSU Division I scoring record is 1,821 set by Reggie Kemp from 1988-91, 92-93.
- Perry ranks second on the Division I list.

SLOCUM IN ELITE COMPANY

- Youngstown State Head Coach Jerry Slocum ranks among the best in the history of college basketball in terms of overall wins.
- Slocum ranks 35th all-time with 685 career victories and surpassed Denny Crum, who had 675 career victories.
- He also ranks sixth among active Division I coaches in all-time wins.

KP IN THE LEAGUE

- Senior Kendrick Perry is in the top nine in six key Horizon League statistical categories
- Perry leads the league in scoring (21.2).
- He ranks second in steals per game (2.7).
- Perry is sixth in the league in 3-pointers made per game (2.1).
- He is third in assists per game (4.4) and assist-to-turnover ratio (2.3).
- Perry is eighth in the league with a .523 field-goal percentage.

BELIN NETS CAREER HIGH

- Senior Kamren Belin turned in the best performance of his career against Kent State on Nov. 27.
- Belin scored a game-high 32 points on 7-of-14 shooting from the floor and 14-of-15 shooting from the free-throw line.
- Belin made four 3-pointers, grabbed seven rebounds and recorded two blocks and three steals.

AMIKER NAMED POW

- Coming off a career scoring high, junior Shawn Amiker was named the Horizon League Men's Basketball Player of the Week on Dec. 30.
- Amiker scored a career-high 20 points in an 85-59 win over South Dakota on Dec. 29.
- Amiker connected on 8-of-9 shooting from the floor and grabbed seven rebounds.

WEEKLY SCHEDULE (JANUARY)

20	Mon	21	Tues	22	Wed	23	Thur	24	Fri	25	Sat	26	Sun
Press Conference 12:15 p.m.		Practice 12:45 - 3 p.m.		Practice 12:45 - 3 p.m.		vs. Valparaiso 7:05 p.m.		Practice 12:45 - 3 p.m.		vs. Wright State 7:05 p.m.		TBA	
Practice 12:45 - 3 p.m.													

2013-14 YOUNGSTOWN STATE BASKETBALL GAME NOTES

THE LAST TIME IT HAPPENED...

Scored more than 90 points: 99 vs. Oakland • March, 19, 2013
Scored 100-or-more points: 108 vs. Westminster • Nov. 23, 2013
Scored 100-or-more points (Conference game): 116 vs. Western Illinois • Jan. 25, 2001 (Mid-Continent)
Scored 100-or-more points (Non-conference game): 108 vs. Westminster • Nov. 23, 2013
Opponent scored 100-or-more points: 101 by Detroit • Jan. 10, 2013
Opponent scored 90-or-more points: 96 by St. John's • Dec. 21, 2013
Both Scored 100 points: 116-121 YSU at Western Illinois • Jan. 25, 2001
A win by One Point: 67-66 vs. Cleveland State • Jan. 13, 2014
A loss by One Point: 69-68 vs. James Madison • Nov. 20, 2012
A win by 20 points: (26) 85-59 vs. South Dakota • Dec. 29, 2013
A win by 20 points over HL opponent: (21) 71-50 vs. UIC • Jan. 7, 2012
A win by 30 points: (30) 77-47 vs. Green Bay • Jan. 22, 2012
A win by 40 points: (46) 104-58 vs. Warren Wilson • Nov. 14, 2013
A win by 50 points: (51) 108-57 vs. Westminster • Nov. 23, 2013
A 20-point loss: (27) 72-45 at Wright State • March 2, 2013
A 30-point loss: (30) 83-53 vs. Loyola • Jan. 1, 2011
A 40-point loss: (41) 101-60 vs. Detroit • Jan. 10, 2013
Held an opponent under 50 points: 44, vs. Hiram • Dec. 8, 2012
Held an opponent under 40 points: 35, Fredonia State • Dec. 6, 2011
Held to under 50 points: 47 vs. Cleveland State • Jan. 28, 2012
Held to less than 40 points: 39 vs. Milwaukee • Jan. 7, 2008
Won in overtime: 74-72 vs. FIU • Nov. 9, 2013
Won in double overtime: 71-68 vs. Chicago State • Jan. 20, 2001
Lost in overtime: 85-78 vs. Kent State • Nov. 28, 2012
Lost in multi-overtimes: 88-83 vs. UIC (3 OT) • Feb. 10, 2013
Shot 50% from the field: 54.5 (24-44) vs. Detroit • Jan. 18, 2014
Shot 60% from the field: 60.0 (30-50) vs. Central Michigan • Feb. 23, 2013
Shot under 35% from the field: 33.3 (19-57) vs. Green Bay • Feb. 17, 2013
Shot under 25% from the field: 22.4 (15-67) vs. UC-Riverside • Nov. 18, 2011
Held Opponent Under 30%: 26.2 (16-61) vs. Hiram, Dec., 8, 2012
Shot 80% from the FT line: 84.2 (16-19) vs. Cleveland State • Jan. 13, 2014
Shot 90% from the FT line: 90.5 (19-21) at Kennesaw State • Nov. 8, 2013
Shot 100% from the FT line: (9-9) at Penn State • Nov. 23, 2011
Made 30-or-more Free Throws: 33 (43 attempts) at Western Illinois • Jan. 25, 2001
Attempted More Than 40 FTs: 43 (26 made) vs. Buffalo • Dec. 7, 2002
Shot Less Than 50 Percent from the Free-Throw Line: 46.2 (12-26) at Bowling Green • Dec. 1, 2012
Made 35 Field Goals: 37 vs. Warren Wilson • Nov. 14, 2013
Attempted 70 Field Goals: 74 vs. Westminster • Nov. 23, 2013
Attempted 25 3-pointers: 28 vs. Bethune-Cookman • Dec. 17, 2013
Made 10 3-point field goals: 10 vs. South Dakota • Dec. 29, 2013
No 3-point field goals: vs. Loyola (0-14) • Jan. 10, 2009
Had 40-or-more rebounds: 43 vs. Thiel • Nov. 20, 2013
Had 50-or-more rebounds: 51 vs. Marygrove • Dec. 29, 2011
Had 60-or-more rebounds: 66 vs. Westminster • Nov. 23, 2013
Had 20-or-more assists: 23 vs. Robert Morris • Dec. 4, 2013
Had 15-or-more steals: 20 vs. Allegheny • Nov. 22, 2008
Had 10 blocked shots: 10 vs. Westminster • Nov. 23, 2013
No one in double figures: vs. Detroit • Feb. 28, 2004
Shot 50 percent in both halves: at UIC (65.2-52.0) • Jan. 7, 2014
Led by double digits at halftime and lost: at NC State (13) • Dec. 16, 2010
Trailed by double figures at halftime and won: vs. Kent State (14) • Dec. 15, 2001
Five Players Scored in Double Figures in the Same Game: Bobby Hain (16), Marcus Keene (15), Kendrick Perry (13), Jalon Plummer (11) and Shawn Amikier (10) vs. Westminster • Nov. 23, 2013

Six Players Scored in Double Figures in the Same Game: Kendrick Perry (20), Ryan Weber (16), Marcus Keene (14), DJ Cole (12), Bobby Hain (11), Shawn Amikier (10) at St. John's • Dec. 21, 2013
10-game winning streak: 10 • 1/20/1971 to 12/29/1971
10-game losing streak: 10 • 1/30/10 to 3/2/10
Played a Ranked Team: at No. 22 Butler • Jan. 16, 2010
Played a Ranked Team at Home: No. 18/15 Butler • Feb. 11, 2010
Player Played Every Minute: Kendrick Perry (40) vs. UMKC • Dec. 7, 2013
Player Played 50+ Minutes: Blake Allen (54), Kendrick Perry (51) • Feb. 10, 2013
Player scored 30-or-more points: Kendrick Perry (31) vs. Cleveland State • Jan. 13, 2014
Player scored 35-or-more points: Quin Humphrey (35) vs. Wright State • Feb. 22, 2007
Player scored 40-or-more points: Reggie Kemp (46) vs. Wright State • Feb. 6, 1993
Player scored 50-or-more points: Tilman Bevely (55) vs. Tennessee Tech • Jan. 26, 1986
Three players scored 20+ points: Ryan Patton (32), Desmond Harrison (21), Stephen Flores (24) at Western Illinois • Jan. 25, 2001
Two players scored 20+ points: Kamren Belin (21), Shawn Amikier (20) vs. South Dakota • Dec. 29, 2013
Player had 15-plus rebounds: Damian Eargle (15) at Bowling Green • Dec. 1, 2012
Two Players had 10-plus rebounds: Tre Brewer (14), Damian Eargle (10) vs. Malone • Dec. 13, 2010
Three Players had 10-plus rebounds: DuShawn Brooks (14), Damian Eargle (11), Blake Allen (10) vs. UC-Riverside • Nov. 18, 2011
Player shot 100% from free-throw line (minimum eight made): Kendrick Perry (8-8) at Cleveland State • Jan. 26, 2013
Player made 10-or-more field goals: Kendrick Perry (10) vs. Cleveland State • Jan. 13, 2014
Player had 10-or-more assists: DJ Cole (12) vs. CMU • Feb. 23, 2013
Player had 6-or-more steals: Kendrick Perry (6) vs. Austin Peay • Nov. 30, 2013
Player made 6-or-more 3-point field goals: Blake Allen (7) vs. Canisius • March 23, 2013
Player attempted 10-or-more free throws: Bobby Hain (12) at Green Bay • Jan. 4, 2014
Player made 10-or-more free throws: Bobby Hain (10) at Green Bay • Jan. 4, 2014
Player recorded 5-or-more blocks: Damian Eargle (7) at Detroit • Feb. 1, 2013
Player had a double-double: Bobby Hain (11 pts, 11 reb) at St. John's • Dec. 21, 2013
Two Players had a double-double: Damian Eargle (13 points, 11 rebounds), Blake Allen (12 points, 10 rebounds) at Bethune-Cookman • Dec. 21, 2012.
Player had a double-double in Points and Assists: DJ Cole (12 pts, 12 assts) vs. Central Michigan • Feb. 23, 2013
Player led team in Points, Rebounds and Assists: DJ Cole (22 pts, 6 reb, 9 asst.) vs. Detroit • Jan. 18, 2014
Player made a half-court shot: Mikko Niemi at Saint Francis (Pa.) End of first half • Nov. 28, 2007
Held a 20-Plus Rebound Margin Advantage: 46 vs. Westminster (66-20) • Dec. 13, 2010
Trailed by 20 in Rebound Margin: 26 at Pitt (47-21) • Dec. 14, 2013
Lost on a shot as time expired: vs. Robert Morris (59-56) • Dec. 22, 2011

2013-14 YOUNGSTOWN STATE BASKETBALL GAME NOTES

PERRY AMONG CAREER RECORDS

Career Points

1. Jeff Covington (1974-78)	2,424
2. Tony Knott (1952-56)	2,218
3. John McElroy (1965-69)	1,942
4. Mickey Yugovich (1956-60)	1,917
5. Reggie Kemp (1988-93)	1,821
6. Herb Lake (1955-59)	1,783
7. Kendrick Perry (2010-Present).....	1,733
8. Billy Johnson (1968-72).....	1,726
9. Quin Humphrey (2003-07)	1,707
10. Joe Nigro (1964-68)	1,564

Career Assists

1. Terry Moore (1973-76)	619
2. Bruce Timko (1982-86)	551
3. Ryan Patton (1998-2002).....	456
4. Kendrick Perry (2010-Present).....	453
5. Billy Johnson (1968-72).....	392
6. Anthony Hunt (1995-98)	325
7. Marc Vassar (1988-93)	304
8. Albert Crockett (1998-00)	283
9. Blake Allen (2010-13)	273
10. Robert Carter (1978-82)	271

Career Steals

1. Kendrick Perry (2010-Present).....	224
2. Bruce Alexander (1978-83)	182
3. Reggie Kemp (1988-93)	175
4. Quin Humphrey (2003-07).....	137
5. Kevin Cherry (1981-85)	133
6. Bruce Timko (1982-86)	131
7. Marlon Williamson (1999-2003).....	122
8. Anthony Hunt (1995-98)	113
9. Vyatas Sulskis (2007-11).....	107
10. Marc Vassar (1988-93)	106

Career 3-Point Field Goals Made

1. Blake Allen (2010-13)	232
2. Craig Haese (1997-2001)	198
3. Kendrick Perry (2010-Present)	178
4. Vyatas Sulskis (2007-11)	169
5. Mike Alcorn (1990-94)	166
6. Quin Humphrey (2003-2007).....	165
7. Ashen Ward (2008-12)	150
8. Hank Raber (1992-97)	143
9. Doug Underwood (2001-04)	135
10. Ryan Patton (1998-2002)	126

Career Free Throws Made

1. Jeff Covington (1974-78)	502
2. Reggie Kemp (1988-93)	424
3. Kendrick Perry (2010-Present).....	423
4. Quin Humphrey (2003-07)	370
5. Herb Lake (1955-59)	341
6. Mickey Yugovich (1956-60)	335
7. Tim Jackson (1987-91)	331
8. Joe Nigro (1964-68)	320
9. Vyatas Sulskis (2007-11)	318
10. Billy Johnson (1968-72).....	314

PENGUINS RECORD WHEN...

Leading at halftime.....	11-0
Trailing at halftime	0-7
Tied at halftime	1-1
Leading with 5:00 remaining	10-1
Trailing with 5:00 remaining.....	2-7
Tied with 5:00 remaining.....	0-0
Leading with one minute remaining	10-0
Trailing with one minute remaining.....	2-8
Tied with one minute remaining.....	0-0
Shoot 50% or above from the field.....	4-1
Shoot below 50% from the field	8-7
Opponent shoots 50% from the field	2-6
Opponent shoots below 50% from field	10-2
Shoot 40% or above from the field	12-7
Shoot below 40% from the field	0-1
Opponent shoots 40% from the field	5-8
Opponent shoots below 40% from field	7-0
Outshoot opponent from the field (%)	11-1
Outshot by opponent from the field (%)	1-7
Field Goal percentage is tied.....	0-0
Outrebound opponent	5-1
Outrebounded by opponent	6-7
Rebounds are equal.....	1-0
Fewer turnovers than opponent.....	10-5
More turnovers than opponent	2-3
Turnovers are equal	0-0
Makes more 3-pointers	11-6
Makes fewer 3-pointers.....	1-2
3-pointers made are the same.....	0-0
Attempts more free throws	5-3
Attempts fewer free throws.....	4-5
Free throw attempts are equal	3-0
Makes more free throws	8-3
Makes fewer free throws.....	3-5
Free throws made are equal	1-0
Bench outscores opponents bench.....	4-3
Bench outscored by opponents bench.....	8-5
Bench scoring is equal.....	0-0
Score 70-79 points	6-3
Score 80-89 points	3-3
Score 90-99 points	0-0
Score more than 100 points	2-0
Score less than 70 points	1-2
Hold opponent to less than 70 points.....	10-0
Opponent scores 70 points or more	2-8
Games decided by 1-5 point	2-2
Games decided by 6-10 points.....	2-3
Games decided by more than 11 points.....	8-3
Overtime.....	1-0
On Mondays	1-0
On Tuesdays	2-0
On Wednesdays	2-1
On Thursdays	1-1
On Fridays	1-0
On Saturdays.....	3-5
On Sundays.....	2-1
At Home	8-1
On the Road	2-7
At Neutral Site.....	2-0

2013-14 YOUNGSTOWN STATE BASKETBALL GAME NOTES

2013-14 RESULTS AND INDIVIDUAL LEADERS

Date	Opponent	Result	Points Leader	Rebounds Leader	Assists Leader
11/8	at Kennesaw State	W, 73-57	20 - Kendrick Perry	7 - Kendrick Perry 7 - DJ Cole	5 - Kendrick Perry
11/9	vs. Florida International	WOT, 74-72	17 - Kamren Belin	9 - Bobby Hain	8 - DJ Cole
11/10	vs. Eastern Kentucky	W, 75-67	31 - Kendrick Perry	9 - Kendrick Perry 9 - Ryan Weber	7 - Kendrick Perry
11/14	Warren Wilson	W, 104-58	18 - Kendrick Perry 18 - Bobby Hain	13 - Bobby Hain	6 - Marcus Keene 6 - Ryan Weber
11/17	at UMass	L, 69-85	20 - Marcus Keene	10 - Bobby Hain	3 - Kendrick Perry 3 - DJ Cole
11/20	Thiel	W, 82-58	13 - Kamren Belin	7 - Bobby Hain	6 - Kendrick Perry
11/23	Westminster	W, 108-57	16 - Bobby Hain	9 - Bobby Hain	6 - Kendrick Perry 6 - Marcus Keene
11/27	at Kent State	L, 79-83	32 - Kamren Belin	7 - Kamren Belin 7 - Bobby Hain	5 - Kendrick Perry
11/30	Austin Peay	L, 86-88	32 - Kendrick Perry	7 - Bobby Hain	9 - Marcus Keene
12/4	Robert Morris	W, 84-76	27 - Kendrick Perry	6 - DJ Cole 6 - Ryan Weber	8 - Kendrick Perry
12/7	at UMKC	L, 80-88	33 - Kendrick Perry	5 - Ryan Weber	4 - Kendrick Perry
12/14	at Pitt	L, 73-91	28 - Kendrick Perry	6 - Bobby Hain	4 - Kendrick Perry
12/17	Bethune-Cookman	W, 71-59	19 - Kendrick Perry	9 - Bobby Hain	6 - Kamren Belin
12/21	at St. John's	L, 87-96	20 - Kendrick Perry	11 - Bobby Hain	4 - Ryan Weber 4 - Kendrick Perry
12/29	South Dakota	W, 85-59	21 - Kamren Belin	7 - Kamren Belin 7 - Shawn Amiker	9 - DJ Cole
1/2	at Milwaukee*	L, 76-82	31 - Kendrick Perry	6 - Bobby Hain	4 - Kendrick Perry
1/4	at Green Bay*	L, 69-85	18 - Bobby Hain	7 - Bobby Hain	3 - Bobby Hain 3 - Ryan Weber 3 - DJ Cole
1/7	at UIC*	W, 75-62	23 - Kendrick Perry	7 - Kamren Belin	7 - Kendrick Perry
1/13	Cleveland State*	W, 67-66	31 - Kendrick Perry	6 - Bobby Hain	7 - DJ Cole
1/18	Detroit*	W, 77-63	22 - DJ Cole	6 - DJ Cole	9 - DJ Cole

Record	Overall	Home	Away	Neutral
All Games	12-8	8-1	2-7	2-0
Horizon League Games	3-2	2-0	1-2	0-0
Non-League Games	9-6	6-1	1-5	2-0

*- Horizon League Game

2013-14 YOUNGSTOWN STATE BASKETBALL GAME NOTES

Penguin Team Season Highs

Points	108	vs. Westminster (11/23/13)
First-Half Points	63	vs. Westminster (11/23/13)
Second-Half Points	62	vs. Warren Wilson (11/14/13)
Field Goals Made	37	vs. Warren Wilson (11/14/13)
Field Goal Attempts	76	at UMass (11/17/13)
Field Goal Percentage	.583 (28-48)	at UIC (1/7/14)
3-Point FG Made	13	vs. Westminster (11/23/13)
3-Point FG Attempts	33	vs. Westminster (11/23/13)
3-Point Field Goal Pct.	.467 (7-15)	at UIC (1/7/14)
Free Throws Made	27	vs. Westminster (11/23/13)
Free Throw Attempts	31	vs. Westminster (11/23/13)
Free Throw Percentage	.905 (19-21)	at Kennesaw State (11/8/13)
Rebounds	66	vs. Westminster (11/23/13)
Assists	25	vs. Warren Wilson (11/14/13)
Steals	11	vs. Austin Peay (11/30/13)
Blocked Shots	10	vs. Westminster (11/23/13)
Turnovers	16	at Green Bay (1/4/14)
	16	at St. John's (12/21/13)
Fouls	24	vs. Eastern Kentucky (11/10/13)

Opponent Team Season Highs

Points	96	at St. John's (12/21/13)
First-Half Points	43	at Pitt (12/14/13)
	43	at St. John's (12/21/13)
Second-Half Points	53	at St. John's (12/21/13)
Field Goals Made	38	at Green Bay (1/4/14)
Field Goal Attempts	68	at Pitt (12/14/13)
Field Goal Percentage	.583 (35-60)	vs. Austin Peay (11/30/13)
3-Point FG Made	10	vs. Westminster (11/23/13)
3-Point FG Attempts	30	vs. Eastern Kentucky (11/10/13)
3-Point Field Goal Pct.	.667 (8-12)	at St. John's (12/21/13)
Free Throws Made	28	at St. John's (12/21/13)
Free Throw Attempts	37	at St. John's (12/21/13)
Free Throw Percentage	.875 (7-8)	vs. Westminster (11/23/13)
Rebounds	48	at UMass (11/17/13)
Assists	23	at UMass (11/17/13)
Steals	9	at St. John's (12/21/13)
	9	vs. Thiel (11/20/13)
Blocked Shots	8	at St. John's (12/21/13)
Turnovers	20	vs. Cleveland State (1/13/14)
Fouls	24	vs. Eastern Kentucky (11/10/13)

Penguin Team Season Lows

Points	69	at UMass (11/17/13)
First Half Points	26	at UMass (11/17/13)
Second Half Points	29	vs. Cleveland State (1/13/14)
	29	vs. FIU (11/9/13)
Field Goals Made	21	at Green Bay (1/4/14)
Field Goal Attempts	52	at Green Bay (1/4/14)
Field Goal Percentage	.368 (28-76)	at UMass (11/17/13)
3-Point FG Made	5	at UMass (11/17/13)
3-Point FG Attempts	18	at Kennesaw State (11/8/13)
3-Point Field Goal Pct.	.192 (5-26)	at UMass (11/17/13)
Free Throws Made	8	at UMass (11/17/13)
Free Throw Attempts	12	at UMass (11/17/13)
Free Throw Percentage	.615 (16-26)	vs. Bethune-Cookman (12/17/13)
Rebounds	21	vs. Cleveland State (1/13/14)
	21	at Pitt (12/14/13)
Assists	10	at Kennesaw State (11/8/13)
Steals	4	at Eastern Kentucky (11/10/13)
Blocked Shots	1	vs. Cleveland State (1/13/14)
	1	vs. Eastern Kentucky (11/10/13)
	1	vs. Thiel (11/20/13)
Turnovers	3	vs. Robert Morris (12/4/13)
Fouls	14	vs. Westminster (11/23/13)

Opponent Team Season Lows

Points	57	at Kennesaw State (11/8/13)
First-Half Points	21	at Kennesaw State (11/8/13)
Second-Half Points	24	vs. Cleveland State (1/13/14)
	24	vs. Westminster (11/23/13)
Field Goals Made	18	at Kennesaw State (11/8/13)
	18	vs. Thiel (11/20/13)
Field Goal Attempts	49	vs. Warren Wilson (11/14/13)
Field Goal Percentage	.308 (20-65)	vs. Westminster (11/23/13)
3-Point FG Made	0	at Green Bay (1/4/14)
3-Point FG Attempts	13	vs. Warren Wilson (11/14/13)
	13	vs. Thiel (11/20/13)
3-Point Field Goal Pct.	.111 (2-18)	at Kennesaw State (11/8/13)
Free Throws Made	7	vs. Westminster (11/23/13)
Free Throw Attempts	8	vs. Westminster (11/23/13)
Free Throw Percentage	.545 (12-22)	vs. Warren Wilson (11/14/13)
Rebounds	20	vs. Westminster (11/23/13)
Assists	6	vs. Warren Wilson (11/14/13)
Steals	2	vs. Warren Wilson (11/14/13)
Blocked Shots	0	vs. Eastern Kentucky (11/10/13)
Turnovers	11	vs. Eastern Kentucky (11/10/13)
Fouls	16	vs. FIU (11/9/13)



JALON PLUMMER

FRESHMAN | GUARD | 6-5 | 180

BELLEVILLE, MICH. | ROMULUS HIGH SCHOOL

1

CAREER BESTS

Points
11 vs. Westminster (11/23/13)
Rebounds
8 vs. Westminster (11/23/13)
FT Made
2, twice
m.r. vs. Westminster (11/23/13)
FG Made
4 vs. Westminster (11/23/13)
3-Pt. FG Made
1, twice
m.r. vs. Westminster (11/23/13)
Assists
3 vs. Westminster (11/23/13)
Steals
1, twice
m.r. vs. Westminster (11/23/13)
Blocks
0
Minutes
17 vs. Westminster (11/23/13)

2013-134 SEASON BESTS

Points
11 vs. Westminster (11/23/13)
Rebounds
8 vs. Westminster (11/23/13)
FT Made
2, twice
m.r. vs. Westminster (11/23/13)
FG Made
4 vs. Westminster (11/23/13)
3-Pt. FG Made
1, twice
m.r. vs. Westminster (11/23/13)
Assists
3 vs. Westminster (11/23/13)
Steals
1, twice
m.r. vs. Westminster (11/23/13)
Blocks
0
Minutes
17 vs. Westminster (11/23/13)


2013-14 | Notes: Scored a career-high 11 points with eight rebounds and three assists against Westminster (11/23)...Made 4-of-9 from the floor...Had two points against Thiel (11/20)...Scored seven points on 3-of-4 shooting against Warren Wilson (11/14).

JALON PLUMMER'S 2013-14 GAME-BY-GAME

	MP	FG-A	3P-A	FT-A	Rebs	Fouls	Asts	Blks	Stls	Pts
at Kennesaw State	DNP									
vs. FIU	DNP									
vs. Eastern Kentucky	DNP									
Warren Wilson	9	3-4	1-2	0-2	1	2	0	0	1	7
at UMass	DNP									
Thiel	8	0-3	0-2	2-4	1	1	0	0	0	2
Westminster	17	4-9	1-4	2-2	8	0	3	0	1	11
at Kent State	2	0-0	0-0	0-0	0	0	0	0	0	0
Austin Peay	10	1-2	0-1	0-1	0	2	0	0	0	2
Robert Morris	2	0-0	0-0	0-0	0	1	0	0	0	0
at UMKC	1	0-0	0-0	0-0	0	0	0	0	0	0
at Pitt	DNP									
Bethune-Cookman	DNP									
at St. John's	DNP									
South Dakota	6	0-2	0-1	0-0	0	0	0	0	0	0
at Milwaukee	DNP									
at Green Bay	1	1-1	0-0	0-0	0	0	0	0	0	2
at UIC	DNP									
Cleveland State	DNP									

PLUMMER, Jalon

Season	gp-gs	min/avg	Total		3-Point		F-Throws		Rebounds				Scoring							
			fg-fga	pct	fg-fga	pct	ft-fta	pct	off	def	tot	avg	pf	fo	ast	to	blk	stl	pts	avg
2013-14	9-0	56/6.2	9-21	.429	2-10	.200	4-9	.444	7	3	10	1.1	6	0	3	5	0	2	24	2.7
TOTAL	9-0	56/6.2	9-21	.429	2-10	.200	4-9	.444	7	3	10	1.1	6	0	3	5	0	2	24	2.7



KYLE STEWARD

FRESHMAN | FORWARD | 6-7 | 190

DETROIT, MICH. | CASS TECH HIGH SCHOOL

2

CAREER BESTS

Points
6 vs. Austin Peay (11/30/13)
Rebounds
5, twice
m.r. vs. Westminster (11/23/13)
FT Made
1, twice
m.r. vs. Westminster (11/23/13)
FG Made
3 vs. Austin Peay (11/30/13)
3-Pt. FG Made
1 at UMass (11/17/13)
Assists
1 vs. Austin Peay (11/30/13)
Steals
2 vs. Austin Peay (11/30/13)
Blocks
1 vs. South Dakota (12/29/13)
Minutes
12 vs. Westminster (11/23/13)

2013-14 SEASON BESTS

Points
6 vs. Austin Peay (11/30/13)
Rebounds
5, twice
m.r. vs. Westminster (11/23/13)
FT Made
1, twice
m.r. vs. Westminster (11/23/13)
FG Made
3 vs. Austin Peay (11/30/13)
3-Pt. FG Made
1 at UMass (11/17/13)
Assists
1 vs. Austin Peay (11/30/13)
Steals
2 vs. Austin Peay (11/30/13)
Blocks
1 vs. South Dakota (12/29/13)
Minutes
12 vs. Westminster (11/23/13)


2013-14 | Notes: Scored a career-best six points against Austin Peay (11/30)...Made his first career 3-pointer and scored four points at UMass (11/17)...Scored four points with five rebounds against Warren Wilson (1/14)...Played two minutes against Kennesaw State (11/8).

KYLE STEWARD'S 2013-14 GAME-BY-GAME

	MP	FG-A	3P-A	FT-A	Rebs	Fouls	Asts	Blks	Stls	Pts
at Kennesaw State	2	0-0	0-0	0-0	0	0	0	0	0	0
vs. FIU	DNP									
vs. Eastern Kentucky	DNP									
Warren Wilson	8	2-3	0-0	0-0	5	1	0	0	1	4
at UMass	11	1-2	1-2	1-2	1	0	0	0	0	4
Thiel	DNP									
Westminster	12	1-2	0-0	1-2	5	5	0	0	0	3
at Kent State	DNP									
Austin Peay	7	3-4	0-0	0-0	3	2	1	0	2	6
Robert Morris	DNP									
at UMKC	DNP									
at Pitt	1	0-0	0-0	0-0	0	0	0	0	0	0
Bethune-Cookman	1	0-0	0-0	0-0	0	1	0	0	0	0
at St. John's	9	2-5	0-1	0-0	4	1	0	0	0	4
South Dakota	8	1-2	0-1	0-1	3	2	1	1	1	2
at Milwaukee	DNP									
at Green Bay	4	1-1	0-0	0-0	0	0	1	0	1	2
at UIC	DNP									
Cleveland State	DNP									
Detroit	1	0-0	0-0	0-0	0	0	0	0	0	0

STEWARD, Kyle

Season	gp-gs	min/avg	Total		3-Point		F-Throws		Rebounds				Scoring							
			fg-fga	pct	fg-fga	pct	ft-fa	pct	off	def	tot	avg	pf	fo	ast	to	blk	stl	pts	avg
2013-14	11-0	63/5.7	11-19	.579	1-4	.250	2-5	.400	9	12	21	1.9	12	1	3	1	1	5	25	2.3
TOTAL	11-0	63/5.7	11-19	.579	1-4	.250	2-5	.400	9	12	21	1.9	12	1	3	1	1	5	25	2.3



KENDRICK PERRY

SENIOR | GUARD | 6-0 | 180

OCCEE, FLA. | EDGEWATER HIGH SCHOOL

3

CAREER BESTS

Points
34 vs. North Dakota St. (11/19/12)
Rebounds
11 vs. Valparaiso (1/30/13)
FT Made
13 vs. Austin Peay (11/30/13)
FG Made
13 vs. NDSU (11/19/12)
3-Pt. FG Made
6 vs. Oakland (3/19/13)
Assists
10 at Buffalo (12/10/11)
Steals
7 at Loyola (2/5/12)
Blocks
2, three times
m.r. vs. Westminster (11/23/13)
Minutes
51 vs. UIC (2/10/13)

2013-14 SEASON BESTS

Points
33 vs. UMKC (12/7/13)
Rebounds
9 vs. EKU (11/10/13)
FT Made
13 vs. Austin Peay (11/30/13)
FG Made
11, four times
m.r. at Milwaukee (1/2/14)
3-Pt. FG Made
4, six times
m.r. at St. John's (12/21/13)
Assists
8 vs. Robert Morris (12/4/13)
Steals
6, twice
m.r. vs. Austin Peay (11/30/13)
Blocks
2 vs. Westminster (11/23/13)
Minutes
40, four times
m.r. Detroit (1/18/14)


2013-14 | Notes: Had 31 points on 10-of-15 shooting from the field against Cleveland State (1/13)...Went 3-for-6 from 3-point range and 8-for-9 from the free-throw line...Posted 23 points with seven assists and five steals against UIC (1/7)...Scored 31 points on 11-of-21 shooting from the floor against Milwaukee (1/2)...It marked the fourth 30-point effort this season...Had four steals and 17 points against South Dakota (12/29)...Made four 3-pointers and scored 20 points with four assists against St. John's (12/21)...Posted 19 points in a win over Bethune-Cookman (12/17)...Scored a game-high 28 points with four steals and four assists against Pittsburg (12/14)...Had a season-high 33 points on 11-of-18 shooting from the floor against UMKC (12/7)...Made four 3-pointers against the Roos...Posted 27 points with eight assists against Robert Morris (12/4)...Made 10-of-17 from the floor against the Colonials...Scored a season-high 32 points on 8-of-17 shooting from the floor and 13-of-16 from the free-throw line against Austin Peay (11/30)...Also had six steals against Governors...Named the Horizon League Player of the Week and NBC-Sports.com's National Player of the Week after averaging 22 points, six rebounds, and 5.7 assists per game (11/11). Scored 18 points in just 21 minutes played against Warren Wilson (11/14)...Scored 31 points on 11-of-19 shooting with nine rebounds and seven assists against Eastern Kentucky (11/10)...Posted 15 points in a 74-72 win over FIU (11/9)...Scored 20 points with seven rebounds against Kennesaw State (11/8).

Kendrick Perry's 2013-14 Game-By-Game

	MP	FG-A	3P-A	FT-A	Rebs	Fouls	Asts	Blks	Stls	Pts
at Kennesaw State	32	7-13	0-4	6-6	7	3	5	1	3	20
vs. FIU	38	5-13	2-8	3-4	2	5	5	0	3	15
vs. Eastern Kentucky	38	11-19	4-9	5-7	9	2	7	0	1	31
Warren Wilson	21	5-7	4-6	4-4	2	2	1	0	4	18
at UMass	39	6-20	0-5	2-4	7	3	3	1	4	14
Thiel	21	4-7	0-1	2-3	2	1	6	0	3	10
Westminster	20	2-4	2-3	7-7	5	1	6	2	3	13
at Kent State	38	7-13	0-1	1-1	2	4	5	1	2	15
Austin Peay	40	8-17	3-9	13-16	4	2	4	0	6	32
Robert Morris	39	10-17	4-9	3-8	3	0	8	0	0	27
at UMKC	40	11-18	4-8	7-8	2	3	4	1	3	33
at Pitt	39	11-18	1-5	5-9	3	4	4	0	4	28
Bethune-Cookman	34	4-9	4-7	7-11	1	4	3	0	1	19
at St. John's	34	6-14	4-7	4-7	3	4	4	0	2	20
South Dakota	25	4-7	2-3	7-8	3	2	2	0	4	17
at Milwaukee	40	11-21	2-9	7-10	4	2	4	0	1	31
at Green Bay	33	4-10	0-4	6-9	5	3	3	1	2	14
at UIC	32	8-12	0-1	7-10	2	2	7	0	5	23
Cleveland State	39	10-15	3-6	8-9	3	3	3	0	3	31
Detroit	40	4-10	0-3	5-8	4	2	4	0	0	13

PERRY, Kendrick

Season	gp-gs	min/avg	Total		3-Point		F-Throws		Rebounds				Scoring							
			fg-fga	pct	fg-fga	pct	ft-fa	pct	off	def	tot	avg	pf	fo	ast	to	blk	stl	pts	avg
2010-11	30-23	876/29.2	93-223	.417	35-111	.315	48-71	.676	32	76	108	3.6	81	1	122	57	5	40	269	9.0
2011-12	31-31	1079/34.8	177-367	.482	54-152	.355	113-160	.706	17	84	101	3.3	58	1	121	64	8	74	521	16.8
2012-13	30-29	1061/35.4	158-359	.440	50-140	.357	153-181	.845	31	133	164	5.5	82	1	122	60	13	56	519	17.3
2013-14	20-20	682/34.1	138-264	.523	39-108	.361	109-149	.732	16	57	73	3.7	52	1	88	39	6	54	424	21.2
TOTAL	111-103	3698/33.3	566-1213	.467	178-511	.348	423-561	.754	96	350	446	4.0	273	4	453	220	32	224	1733	15.6



SHAWN AMIKER

JUNIOR | FORWARD | 6-5 | 185

OAK PARK, MICH. | FERNDALE HIGH SCHOOL

4

CAREER BESTS

Points
20 vs. South Dakota (12/29/13)

Rebounds
9 vs. Loyola (3/5/13)

FT Made
6 vs. Westminster (11/23/13)

FG Made
5 vs. Saint Francis (Pa.) (11/16/12)

3-Pt. FG Made
2 at Duquesne (11/21/12)

Assists
5 vs. Geneva (12/6/12)

Steals
2, twice
m.r. at UMass (11/17/13)

Blocks
1, six times
m.r. at Valparaiso (2/26/13)

Minutes
43 vs. North Dakota St. (11/19/12)

2013-14 SEASON BESTS

Points
20 vs. South Dakota (12/29/13)

Rebounds
7 vs. South Dakota (12/29/13)

FT Made
6 vs. Westminster (11/23/13)

FG Made
4, twice
m.r. vs. Thiel (11/20/13)

3-Pt. FG Made
1 at Milwaukee (1/2/14)

Assists
2 at Kent State (11/27/13)

Steals
2 at UMass (11/17/13)

Blocks
2 at UMKC (12/7/13)

Minutes
20, twice
m.r. vs. Cleveland State (1/13/14)

2013-14 | Notes: Named the Horizon League Player of the Week (12/30)...Scored a career-high 20 points on 8-of-9 shooting against South Dakota (12/29)...Made his first start of the season at St. John's and scored 10 points on 4-of-5 shooting from the field (12/21)...Had seven points off the bench against Pitt (12/14)...Scored 12 points against Thiel (11/20)...Also grabbed five rebounds against the Tomcats...Tied a career high with 12 points against Warren Wilson (11/14)...Scored four points against Kennesaw State (11/8).


Shawn Amiker's 2013-14 Game-By-Game

	MP	FG-A	3P-A	FT-A	Rebs	Fouls	Asts	Blks	Stls	Pts
at Kennesaw State	12	2-4	0-0	0-1	2	3	0	1	0	4
vs. FIU	9	1-2	0-0	0-0	1	1	0	0	0	2
vs. Eastern Kentucky	9	0-0	0-0	0-0	0	3	0	0	0	0
Warren Wilson	11	4-6	0-0	4-4	3	2	1	0	0	12
at UMass	16	1-2	0-0	1-2	1	4	1	0	2	3
Thiel	13	4-5	0-0	4-6	5	1	0	0	0	12
Westminster	11	2-4	0-0	6-6	2	1	1	0	0	10
at Kent State	9	1-3	0-1	3-4	0	1	2	0	1	5
Austin Peay	5	0-0	0-0	0-0	0	1	0	0	0	0
Robert Morris	5	0-0	0-0	0-0	0	2	0	0	0	0
at UMKC	20	2-3	0-0	2-3	4	3	0	2	2	6
at Pitt	19	2-3	0-0	3-3	2	2	2	0	0	7
Bethune-Cookman	11	2-3	0-0	0-0	2	2	1	0	0	4
at St. John's	17	4-5	0-0	2-2	6	5	1	0	3	10
South Dakota	18	8-9	0-0	4-5	7	4	0	1	0	20
at Milwaukee	20	2-3	1-1	0-0	5	1	0	0	1	5
at Green Bay	12	0-1	0-0	0-0	1	2	0	0	0	0
at UIC	16	0-1	0-0	0-0	1	1	2	0	0	0
Cleveland State	20	3-6	0-1	1-2	2	1	1	0	0	7
Detroit	13	1-1	0-0	3-4	0	3	1	0	0	5

AMIKER, Shawn

Season	gp-gs		Total		3-Point		F-Throws		Rebounds				Scoring												
	min	avg	fg-fga	pct	fg-fga	pct	ft-fa	pct	off	def	tot	avg	pf	fo	ast	to	blk	stl	pts	avg					
2011-12	31	0	241	7.8	19	43	.442	0	4	.000	12	27	37	1.2	38	0	6	16	2	3	50	1.6			
2012-13	33	19	634	19.2	64	128	.500	2	13	.154	47	78	603	2.8	73	3	35	49	4	14	177	5.4			
2013-14	20	1	266	13.3	39	61	.639	1	3	.333	33	42	.786	15	29	44	2.2	43	1	13	17	4	8	112	5.6
TOTAL	84	20	1141	13.6	122	232	.526	3	20	.150	92	147	.626	62	112	174	2.1	154	4	54	82	10	25	339	4.0

2013-14 YOUNGSTOWN STATE BASKETBALL GAME NOTES



KAMREN BELIN

SENIOR | FORWARD | 6-7 | 225

ATLANTA, GA. | WALTON HIGH SCHOOL | COWLEY COLLEGE

5

CAREER BESTS

Points
32 at Kent State (11/27/13)

Rebounds
12 vs. James Madison (11/20/12)

FT Made
14 at Kent State (11/27/13)

FG Made
8 at Milwaukee (1/19/13)

3-Pt. FG Made
6 at Detroit (2/1/13)

Assists
6 vs. Bethune-Cookman (12/17/13)

Steals
4 vs. Saint Francis (11/16/12)

Blocks
3 vs. Westminster (11/23/13)

Minutes
41 vs. UIC (2/10/13)

2013-14 SEASON BESTS

Points
32 at Kent State (11/27/13)

Rebounds
7, three times
m.r. vs. South Dakota (12/29/13)

FT Made
14 at Kent State (11/27/13)

FG Made
7, twice
m.r. at South Dakota (12/29/13)

3-Pt. FG Made
5 vs. South Dakota (12/29/13)

Assists
6 vs. Bethune-Cookman (12/17/13)

Steals
3 at Kent State (11/27/13)

Blocks
3 vs. Westminster (11/23/13)

Minutes
39 vs. Bethune-Cook. (12/17/13)

2013-14 | Notes: Scored a team-high 21 points and made a season-best five 3-pointers against South Dakota (12/29)...Dished out a career-high six assists against Bethune-Cookman (12/17)... Posted 13 points with three 3-pointers against Pitt (12/14)...Scored 14 points in consecutive games against Austin Peay (11/30) and Robert Morris (12/4)...Posted a career-high 32 points on 7-of-14 shooting from the floor and 14-of-15 from the free-throw line against Kent State (11/27)... Also made four 3-pointers and had seven against the Golden Flashes...Scored 17 points against Warren Wilson (11/14)...Made four 3-pointers and scored 17 points against Florida International (11/9)...Hit the game-winning jumper against the Panthers with 3.4 seconds left in overtime.

Kamren Belin's 2013-14 Game-By-Game

	MP	FG-A	3P-A	FT-A	Rebs	Fouls	Asts	Blks	Stls	Pts
at Kennesaw State	27	3-10	0-4	4-4	5	3	0	0	0	10
vs. Florida International	38	6-16	4-9	1-1	6	4	0	2	0	17
vs. Eastern Kentucky	31	0-9	0-3	5-6	7	3	1	0	1	5
Warren Wilson	25	5-10	2-6	5-7	5	0	2	0	0	17
at UMass	22	3-12	1-7	0-0	1	5	2	0	0	7
Thiel	20	5-9	3-5	0-0	4	1	1	0	1	13
Westminster	18	2-5	2-3	2-2	5	0	2	3	0	8
at Kent State	31	7-14	4-10	14-15	7	3	1	2	3	32
Austin Peay	28	5-11	2-5	2-2	3	4	2	0	1	14
Robert Morris	34	5-11	2-7	2-3	3	4	1	0	0	14
at UMKC	30	2-7	1-2	0-2	3	4	1	0	0	5
at Pitt	32	5-12	3-9	0-1	5	3	2	1	0	13
Bethune-Cookman	39	3-10	3-8	0-0	5	1	6	2	1	9
at St. John's	DNP									
South Dakota	28	7-12	5-8	2-2	7	0	2	2	1	21
at Milwaukee	34	3-13	1-10	3-4	1	5	1	1	2	10
at Green Bay	24	4-10	2-4	2-4	5	3	1	0	0	12
at UIC	35	6-13	3-7	0-0	7	4	2	1	1	15
Cleveland State	23	0-4	0-2	0-0	3	3	2	1	0	0
Detroit	38	2-5	1-4	1-2	4	3	3	0	1	6

BELIN, Kamren

Season	gp-gs	min/avg	Total		3-Point		F-Throws		Rebounds				Scoring							
			fg-fga	pct	fg-fga	pct	ft-fta	pct	off	def	tot	avg	pf	fo	ast	to	blk	stl	pts	avg
2012-13	34-32	1040/30.6	128-307	.417	57-140	.407	64-81	.790	59	126	185	5.4	107	3	51	62	28	31	377	11.1
2013-14	19-19	557/29.3	73-193	.378	39-113	.345	43-55	.782	23	63	86	4.5	53	2	32	31	15	12	228	12.0
TOTAL	53-51	1597/30.1	201-500	.402	96-253	.379	107-136	.787	82	189	271	5.1	160	5	83	93	43	43	605	11.4

2013-14 YOUNGSTOWN STATE BASKETBALL GAME NOTES



MARCUS KEENE

FRESHMAN | GUARD | 5-11 | 160

SAN ANTONIO, TEXAS | WARREN

10

CAREER BESTS

Points
20 at UMass (11/17/13)
Rebounds
5 at Kennesaw State (11/8/13)
FT Made
4 vs. Eastern Kentucky (11/9/13)
FG Made
8 at UMass (11/17/13)
3-Pt. FG Made
3 vs. Westminster (11/23/13)
Assists
9 vs. Austin Peay (11/30/13)
Steals
2, twice
m.r. at Kent State (11/27/13)
Blocks
0
Minutes
39 vs. Austin Peay (11/30/13)

2013-14 SEASON BESTS

Points
20 at UMass (11/17/13)
Rebounds
5 at Kennesaw State (11/8/13)
FT Made
4 vs. Eastern Kentucky (11/9/13)
FG Made
8 at UMass (11/17/13)
3-Pt. FG Made
3 vs. Westminster (11/23/13)
Assists
9 vs. Austin Peay (11/30/13)
Steals
2, twice
m.r. at Kent State (11/27/13)
Blocks
0
Minutes
39 vs. Austin Peay (11/30/13)

2013-14 | Notes: Scored 14 points in just 18 minutes against St. John's (12/21)...Came off the bench to score 13 points against UMKC (12/7)...Just missed a double-double with 12 points and a career-high nine assists against Austin Peay (11/30)...Scored 15 points and made a career-best three 3-pointers against Westminster (11/23)...Posted a career-high 20 points at UMass (11/17)...Made 8-of-16 attempts from the field, including two 3-pointers...Dished out six assists with seven points against Warren Wilson (11/14)...Had nine points against Eastern Kentucky (11/10)...Made two 3-pointers and scored eight points against FIU (11/9)...Scored 10 points in his collegiate debut at Kennesaw State (11/8).

Marcus Keene's 2013-14 Game-By-Game

	MP	FG-A	3P-A	FT-A	Rebs	Fouls	Asss	Blks	Stls	Pts
at Kennesaw State	20	3-8	2-4	2-2	5	2	3	0	0	10
vs. Florida International	17	3-5	2-4	0-0	1	0	2	0	0	8
vs. Eastern Kentucky	15	2-4	1-1	4-5	3	2	2	0	0	9
Warren Wilson	22	3-6	1-3	0-0	4	5	6	0	2	7
at UMass	23	8-16	2-6	2-2	1	2	2	0	1	20
Thiel	17	2-5	2-3	0-0	3	2	1	0	1	6
Westminster	27	5-12	3-8	2-2	3	0	6	0	1	15
at Kent State	24	1-4	1-3	2-2	3	4	2	0	2	5
Austin Peay	39	4-14	2-9	2-2	5	1	9	0	0	12
Robert Morris	5	0-1	0-0	0-0	0	0	0	0	0	0
at UMKC	23	6-13	1-5	0-0	0	1	3	0	0	13
at Pitt	19	1-4	1-2	3-4	0	0	1	0	0	6
Bethune-Cookman	14	1-4	1-4	0-0	2	1	2	0	0	3
at St. John's	18	4-7	2-5	4-8	3	2	0	0	2	14
South Dakota	14	0-5	0-2	1-3	0	1	1	0	0	1
at Milwaukee	12	1-3	0-0	0-0	1	1	2	0	1	2
at Green Bay	17	1-6	0-2	0-1	3	1	1	0	0	2
at UIC	DNP									
Cleveland State	DNP									
Detroit	1	0-1	0-0	0-0	0	1	0	0	0	0

KEENE, Marcus

Season	gp-gs	min/avg	Total		3-Point		F-Throws		Rebounds				Scoring							
			fg-fga	pct	fg-fga	pct	ft-fta	pct	off	def	tot	avg	pf	fo	ast	to	blk	stl	pts	avg
2013-14	18-1	327/18.2	45-118	.381	21-61	.344	22-31	.710	2	35	37	2.1	26	1	43	25	0	10	133	7.4
TOTAL	18-1	327/18.2	45-118	.381	21-61	.344	22-31	.710	2	35	37	2.1	26	1	43	25	0	10	133	7.4

2013-14 YOUNGSTOWN STATE BASKETBALL GAME NOTES



DJ COLE

JUNIOR | GUARD | 5-11 | 175

OLATHE, KAN. | OLATHE SOUTH HIGH SCHOOL

CAREER BESTS

Points
22 vs. Detroit (1/18/14)

Rebounds
9 vs. Cleveland State (1/26/13)

FT Made
8 vs. Detroit (1/10/13)

FG Made
7 vs.. Milwaukee (2/15/13)

3-Pt. FG Made
4 vs. Detroit (1/18/14)

Assists
12 vs. Central Michigan (2/23/13)

Steals
4 at Milwaukee (1/2/14)

Blocks
1, five times
m.r. vs. Westminster (11/23/13)

Minutes
47 vs.. UIC (2/10/13)

2013-14 SEASON BESTS

Points
22 vs. Detroit (1/18/14)

Rebounds
7 vs. Kennesaw State (11/8/13)

FT Made
6, twice
m.r. vs. Detroit (1/18/14)

FG Made
6, twice
m.r. vs. Detroit (1/18/14)

3-Pt. FG Made
4 vs. Detroit (1/18/14)

Assists
9, twice
m.r. vs. Detroit (1/18/14)

Steals
4 at Milwaukee (1/2/14)

Blocks
1, three times
m.r. vs. South Dakota (12/29/13)

Minutes
39, twice
m.r. vs. Detroit (1/18/14)

2013-14 | Notes: Scored a career-high 22 points with nine assists and six rebounds against Detroit (1/18)...Went 6-of-10 from the field with a career-high four 3-pointers against the Titans... Scored 12 points with three assists against UIC (1/7)...Had a career-high four steals against Milwaukee (1/2)...Dished out a season-high nine assists against South Dakota (12/29)...Scored 12 points with three steals against St. John's (12/21)...Posted 19 points with six rebounds and six assists against Robert Morris (12/4)...Scored 11 points with five assists against Thiel (11/20)... Dished out eight assists in a 74-72 overtime win over FIU (11/9)...Scored seven points with seven rebounds against Kennesaw State (11/8).

11

DJ Cole's 2013-14 Game-By-Game

	MP	FG-A	3P-A	FT-A	Rebs	Fouls	Asss	Blks	Stls	Pts
at Kennesaw State	24	2-6	0-0	3-4	7	1	2	1	0	7
vs. Florida International	35	2-4	0-1	2-2	3	2	8	0	0	6
vs. Eastern Kentucky	25	1-6	0-3	3-4	3	3	3	0	1	5
Warren Wilson	19	1-4	1-4	2-2	2	1	4	0	0	5
at UMass	17	1-2	0-0	0-0	0	0	3	0	1	2
Thiel	24	4-6	1-3	2-2	2	1	5	0	3	11
Westminster	17	3-6	2-4	0-0	2	3	3	1	0	8
at Kent State	16	2-2	0-0	1-1	2	1	3	0	1	5
Austin Peay	DNP									
Robert Morris	36	6-8	1-2	6-7	6	0	6	0	1	19
at UMKC	25	3-5	0-1	4-6	3	1	3	0	3	10
at Pitt	21	2-4	1-1	4-4	0	1	2	0	1	9
Bethune-Cookman	26	2-6	0-3	2-3	1	1	1	0	2	6
at St. John's	27	3-9	1-3	5-5	1	4	2	0	3	12
South Dakota	27	2-4	0-1	1-2	4	0	9	1	2	5
at Milwaukee	28	0-7	0-1	2-4	4	2	3	0	4	2
at Green Bay	22	2-4	2-2	2-2	2	3	3	0	1	8
at UIC	32	3-5	1-2	5-6	4	1	3	0	2	12
Cleveland State	39	1-4	0-1	5-6	2	0	7	0	2	7
Detroit	39	6-10	4-5	6-8	6	1	9	0	1	22

COLE, DJ

Season	gp-gs	min/avg	Total		3-Point		F-Throws		Rebounds					Scoring						
			fg-fga	pct	fg-fga	pct	ft-fta	pct	off	def	tot	avg	pf	fo	ast	to	blk	stl	pts	avg
2011-12	24-0	124/5.2	9-21	.429	0-3	.000	2-5	.400	1	12	13	0.5	15	0	10	13	1	5	20	0.8
2012-13	34-17	996/29.3	78-196	.398	20-62	.323	57-83	.687	15	79	94	2.8	52	0	115	68	3	38	233	6.9
2013-14	19-19	499/26.3	46-102	.451	14-36	.389	55-68	.809	7	47	54	2.8	26	0	79	32	3	28	161	8.5
TOTAL	77-36	1619/21.0	133-319	.417	34-101	.337	114-156	.731	23	138	161	2.1	93	0	204	113	7	71	414	5.4

2013-14 YOUNGSTOWN STATE BASKETBALL GAME NOTES



JOSH CHOJNACKI

SENIOR | FOWARD | 6-9 | 240

ERIE, PA. | MERCYHURST PREP

CAREER BESTS

Points
7 vs. Loyola (1/1/11)

Rebounds
5 vs. Notre Dame (Ohio) (11/15/11)

FT Made
5 vs. Loyola (1/1/11)

FG Made
2 vs. Notre Dame (Ohio) (11/15/11)

3-Pt. FG Made
1, twice
m.r. vs. Fredonia State (12/6/11)

Assists
2, twice
m.r. vs. Geneva (12/6/12)

Steals
1, three times
m.r. vs. Notre Dame (Oh.) (11/15/11)

Blocks
2, twice
m.r. vs. Wright State (1/23/13)

Minutes
19 at Samford (11/12/11)

2013-14 SEASON BESTS

Points
4 at UIC (1/7/14)

Rebounds
2, three times
m.r. vs. at UIC (1/7/14)

FT Made
0

FG Made
2 at UIC (1/7/14)

3-Pt. FG Made
0

Assists
1, twice
m.r. at UIC (1/7/14)

Steals
1, twice
m.r. vs. South Dakota (12/29/13)

Blocks
1, twice
m.r. vs. Robert Morris (12/4/13)

Minutes
15 at UIC (1/7/14)

2013-14 Notes: Has played in 16 games...Had four points and two rebounds against UIC (1/7)... Scored two points against UMass (11/17)...Blocked a shot against Warren Wilson (11/14)

14

Josh Chojnacki's 2013-14 Game-By-Game

	MP	FG-A	3P-A	FT-A	Rebs	Fouls	Asts	Blks	Stls	Pts
at Kennesaw State	4	0-0	0-0	0-0	0	3	0	0	0	0
vs. Florida International	DNP									
vs. Eastern Kentucky	3	0-0	0-0	0-0	2	0	0	0	0	0
Warren Wilson	6	0-0	0-0	0-1	0	0	0	1	0	0
at UMass	7	1-1	0-0	0-0	1	2	0	0	0	2
Thiel	8	0-1	0-1	0-0	0	3	1	0	0	0
Westminster	5	0-1	0-0	0-0	2	1	0	0	1	0
at Kent State	3	0-0	0-0	0-0	0	1	0	0	0	0
Austin Peay	9	0-1	0-0	0-0	1	2	0	1	0	0
Robert Morris	1	0-1	0-1	0-0	1	0	0	1	0	0
at UMKC	2	0-0	0-0	0-0	0	0	0	0	0	0
at Pitt	1	0-0	0-0	0-0	0	0	0	0	0	0
Bethune Cookman	DNP									
at St. John's	DNP									
South Dakota	7	0-1	0-0	0-0	0	5	0	0	1	0
at Milwaukee	DNP									
at Green Bay	1	0-0	0-0	0-0	0	0	0	0	0	0
at UIC	15	2-2	0-0	0-0	2	5	1	0	0	4
Cleveland State	8	1-1	0-0	0-0	1	1	0	0	0	2
Detroit	11	0-1	0-0	0-0	2	1	0	0	0	0

CHOJNACKI, Josh

Season	gp-gs	min/avg	Total		3-Point		F-Throws		Rebounds				Scoring							
			fg-fga	pct	fg-fga	pct	ft-fa	pct	off	def	tot	avg	pf	fo	ast	to	blk	stl	pts	avg
2010-11	19-0	94/4.9	8-16	.500	0-1	.000	11-13	.846	7	8	15	0.8	21	0	3	4	3	2	27	1.4
2011-12	31-0	298/9.6	16-34	.471	2-9	.222	8-12	.667	13	18	31	1.0	42	0	9	16	5	4	42	1.4
2012-13	26-0	133/5.1	9-25	.360	1-5	.200	4-7	.571	11	8	19	0.7	19	0	5	9	7	2	23	0.9
2013-14	16-0	91/5.7	4-10	.400	0-2	.000	0-1	.000	4	8	12	0.8	24	2	2	3	3	2	8	0.5
TOTAL	92-0	616/6.7	37-85	.435	3-17	.176	23-33	.697	35	42	77	0.8	106	2	19	32	18	10	100	1.1

2013-14 YOUNGSTOWN STATE BASKETBALL GAME NOTES



BOBBY HAIN

SOPHOMORE | FORWARD | 6-10 | 235

JUPITER, FLA. | JUPITER HIGH SCHOOL

CAREER BESTS

Points
19 at George Wash. (11/10/12)

Rebounds
13 vs. Warren Wilson (11/14/13)

FT Made
10 at Green Bay (1/4/14)

FG Made
7, at George Wash. (11/10/12)

3-Pt. FG Made
2 at Duquesne (11/21/12)

Assists
2 vs. Geneva (12/6/12)

Steals
2, twice
m.r. at Wright State (3/2/13)

Blocks
3 at Duquesne (11/21/12)

Minutes
35 at St. John's (12/21/13)

2013-14 SEASON BESTS

Points
18, three times
m.r. vs. Detroit (1/18/14)

Rebounds
13 vs. Warren Wilson (11/14/13)

FT Made
10 at Green Bay (1/4/14)

FG Made
7 vs. Warren Wilson (11/14/13)

3-Pt. FG Made
1, twice
m.r. vs. Detroit (1/14/14)

Assists
2 vs. Warren Wilson (11/14/13)

Steals
1, twice
m.r. vs. Austin Peay (11/13/13)

Blocks
2 vs. Westminster (11/23/13)

Minutes
35 at St. John's (12/21/13)

2013-14 Notes: Tied a season high with 18 points on 6-of-7 shooting against Detroit (1/18)... Scored 18 points with seven rebounds against Green Bay (1/4)...Made a career-high 10 free throws against the Phoenix...Recorded a double-double with 11 points and 11 rebounds against St. John's (12/21)...Just missed a double-double with 14 points and nine rebounds against Bethune-Cookman (12/17)...Recorded a double-double with 14 points and 10 rebounds against UMass (11/17)...Posted a double-double with 18 points and 13 rebounds against Warren Wilson (11/14)...Nearly posted a double with 11 points and nine rebounds against FIU (11/9).

20

Bobby Hain's 2013-14 Game-By-Game

	MP	FG-A	3P-A	FT-A	Rebs	Fouls	Asts	Blks	Stls	Pts
at Kennesaw State	23	0-7	0-1	4-4	4	4	0	0	0	4
vs. Florida International	25	5-8	0-1	1-2	9	3	1	0	0	11
vs. Eastern Kentucky	24	3-3	0-0	2-3	4	4	1	0	1	8
Warren Wilson	22	7-11	0-0	4-6	13	1	2	1	0	18
at UMass	29	6-15	0-1	2-2	10	5	1	1	0	14
Thiel	21	3-4	0-0	4-4	7	2	1	1	0	10
Westminster	17	6-11	0-1	4-4	9	0	0	2	0	16
at Kent State	28	3-9	0-2	1-1	7	4	0	0	0	7
Austin Peay	31	5-7	1-1	0-2	7	2	1	0	1	11
Robert Morris	20	4-9	0-1	1-1	2	4	1	1	0	9
at UMKC	14	2-2	0-0	0-0	2	5	0	1	0	4
at Pitt	29	2-8	0-1	0-0	6	2	3	1	2	4
Bethune-Cookman	32	5-9	0-1	4-9	9	3	0	0	0	14
at St. John's	35	4-11	0-0	3-4	11	3	1	0	0	11
South Dakota	19	5-9	0-1	0-2	5	1	2	1	0	10
at Milwaukee	22	4-7	0-0	2-2	6	5	0	1	0	10
at Green Bay	34	4-8	0-1	10-12	7	1	3	0	0	18
at UIC	20	6-8	0-0	0-0	1	5	1	0	0	12
Cleveland State	32	5-10	0-1	0-0	6	3	0	0	0	10
Detroit	29	6-7	1-1	5-6	4	2	2	0	1	18

HAIN, Bobby

Season	gp-gs	min/avg	Total		3-Point		F-Throws		Rebounds							Scoring				
			fg-fga	pct	fg-fga	pct	ft-fta	pct	off	def	tot	avg	pf	fo	ast	to	blk	stl	pts	avg
2012-13	33-4	505/15.3	83-158	.525	8-29	.276	30-46	.652	44	68	112	3.4	60	0	19	31	12	9	204	6.2
2013-14	20-20	506/25.3	85-163	.521	2-14	.143	47-64	.734	53	76	129	6.5	59	4	20	18	10	5	219	11.0
TOTAL	53-24	1011/19.1	168-321	.523	10-43	.233	77-110	.700	97	144	241	4.5	119	4	39	49	22	14	423	8.0



RONNYE BEAMON

R-FRESHMAN | GUARD | 6-4 | 190

CALUMET CITY, ILL. | BISHOP NOLL HIGH SCHOOL

23

CAREER BESTS

Points
4 vs. Thiel (11/20/13)
Rebounds
5 vs. Westminster (11/23/13)
FT Made
1 vs. Westminster (11/23/13)
FG Made
1 vs. Warren Wilson (11/14/13)
3-Pt. FG Made
0
Assists
1 vs. Westminster (11/23/13)
Steals
2 vs. Westminster (11/23/13)
Blocks
0
Minutes
15 vs. Westminster (11/23/13)

2013-14 SEASON BESTS

Points
4 vs. Thiel (11/20/13)
Rebounds
5 vs. Westminster (11/23/13)
FT Made
1 vs. Westminster (11/23/13)
FG Made
1 vs. Warren Wilson (11/14/13)
3-Pt. FG Made
0
Assists
1 vs. Westminster (11/23/13)
Steals
2 vs. Westminster (11/23/13)
Blocks
0
Minutes
15 vs. Westminster (11/23/13)

2013-14 Notes: Has appeared in nine games...Grabbed five rebounds against Westminster (11/23)...Scored four points against Thiel (11/20)...Scored two points against Warren Wilson (11/14).

Ronnye Beamon's 2013-14 Game-By-Game

	MP	FG-A	3P-A	FT-A	Rebs	Fouls	Asts	Blks	Stls	Pts
at Kennesaw State	3	0-0	0-0	0-0	1	0	0	0	0	0
vs. Florida International	1	0-0	0-0	0-0	0	0	0	0	0	0
vs. Eastern Kentucky	1	0-0	0-0	0-0	0	1	0	0	0	0
Warren Wilson	9	1-1	0-0	0-1	3	0	0	0	1	2
at UMass	1	0-0	0-0	0-0	0	0	0	0	0	0
Thiel	11	2-5	0-1	0-0	1	1	0	0	1	4
Westminster	15	1-5	0-3	1-4	5	0	1	0	2	3
at Kent State	DNP									
Robert Morris	DNP									
at UMKC	DNP									
at Pitt	DNP									
Bethune-Cookman	DNP									
at St. John's	DNP									
South Dakota	3	0-1	0-1	0-0	1	0	0	1	0	0
at Milwaukee	DNP									
at Green Bay	1	0-0	0-0	0-0	0	0	0	0	0	0
at UIC	4	0-0	0-0	0-0	0	0	0	0	0	0
Cleveland State	DNP									
Detroit	DNP									

BEAMON, Ronnye

Season	gp-gs	min/avg	Total		3-Point		F-Throws		Rebounds				Scoring							
			fg-fga	pct	fg-fga	pct	ft-fta	pct	off	def	tot	avg	pf	fo	ast	to	blk	stl	pts	avg
2013-14	11-0	50/4.5	4-12	.333	0-5	.000	1-5	.200	5	2	7	0.6	5	0	1	1	1	4	9	0.8
TOTAL	11-0	50/4.5	4-12	.333	0-5	.000	1-5	.200	5	2	7	0.6	5	0	1	1	1	4	9	0.8



FLETCHER LARSON

JUNIOR | FORWARD | 6-8 | 215

LAKEWOOD, N.Y. | JAMESTOWN HIGH SCHOOL

CAREER BESTS

Points
9 vs. Marygrove (12/29/12)
Rebounds
5, twice
m.r. at Milwaukee (1/31/12)
FT Made
3 vs. Marygrove (12/29/12)
FG Made
3, twice
m.r. vs. Marygrove (12/29/12)
3-Pt. FG Made
0
Assists
2, twice
m.r. vs. Robert Morris (12/4/13)
Steals
1, four times
m.r. vs. Westminister (11/23/13)
Blocks
3, twice
m.r. at Milwaukee (1/2/14)
Minutes
20 vs. FIU (11/9/13)

2013-14 SEASON BESTS

Points
4, four times
m.r. at Pitt (12/14/13)
Rebounds
4 vs. Westminister (11/23/13)
FT Made
0
FG Made
2, four times
m.r. at Pitt (12/14/13)
3-Pt. FG Made
0
Assists
2 vs. Robert Morris (12/4/13)
Steals
1, twice
m.r. vs. Westminister (11/23/13)
Blocks
3, twice
m.r. at Milwaukee (1/2/14)
Minutes
20 vs. FIU (11/9/13)

2013-14 Notes: Tied a career-high with three blocks against Milwaukee (1/2)...Went 2-for-3 from the field and scored four points against UMKC (12/7)...Scored three points with three rebounds and a career-high three blocks against Robert Morris (12/4)...Scored four points against Florida Internatioanl (11/9). Has made all three of his field-goal attempts this season.

25

Fletcher Larson's 2013-14 Game-By-Game

	MP	FG-A	3P-A	FT-A	Rebs	Fouls	Asts	Blks	Stls	Pts
at Kennesaw State	12	0-0	0-0	0-0	0	0	0	0	0	0
vs. Florida International	20	2-2	0-0	0-0	3	1	0	1	1	4
vs. Eastern Kentucky	13	0-0	0-0	0-0	2	2	0	0	0	0
Warren Wilson	6	1-1	0-0	0-0	0	0	0	0	0	2
at UMass	3	0-0	0-0	0-0	0	1	0	0	0	0
Thiel	12	1-2	0-0	0-0	0	4	0	0	0	2
Westminster	10	2-2	0-0	0-0	4	1	0	0	1	4
at Kent State	9	0-0	0-0	0-0	1	2	0	0	0	0
Austin Peay	DNP									
Robert Morris	19	1-1	0-0	1-1	3	2	2	3	0	3
at UMKC	19	2-3	0-0	0-0	2	5	1	0	0	4
at Pitt	12	2-3	0-0	0-0	1	3	0	1	0	4
Bethune-Cookman	8	0-1	0-0	0-0	0	1	1	0	0	0
at St. John's	16	0-2	0-0	0-0	0	1	0	0	0	0
South Dakota	11	0-2	0-0	0-0	1	2	0	0	0	0
at Milwaukee	18	1-1	0-0	0-0	2	3	0	3	0	2
at Green Bay	5	0-1	0-0	0-0	1	2	0	0	0	0
at UIC	14	0-0	0-0	0-0	1	2	1	1	0	0
Cleveland State	DNP									
Detroit	DNP									

LARSON, Fletcher

Season	gp-gs	min/avg	Total		3-Point		F-Throws		Rebounds						Scoring					
			fg-fga	pct	fg-fga	pct	ft-fta	pct	off	def	tot	avg	pf	fo	ast	to	blk	stl	pts	avg
2011-12	28-0	177/6.3	10-25	.400	0-0	.000	2-3	.667	13	19	32	1.1	33	0	6	6	6	1	22	0.8
2012-13	12-0	71/5.9	10-21	.476	0-0	.000	3-4	.750	4	6	10	0.8	7	1	2	2	5	1	23	1.9
2013-14	17-0	207/12.2	12-21	.571	0-0	.000	1-1	1.000	7	17	24	1.4	34	1	5	13	9	2	25	1.5
TOTAL	57-0	455/8.0	32-67	.478	0-0	.000	6-8	.750	24	42	66	1.2	74	2	13	21	20	4	70	1.2

2013-14 YOUNGSTOWN STATE BASKETBALL GAME NOTES



LARRY JOHNSON

SOPHOMORE | FORWARD | 6-4 | 220

OAK PARK, MICH. | WEST BLOOMFIELD HIGH SCHOOL

2013-14 Notes: Has played in four games...Scored four points against Warren Wilson (11/14).

32

CAREER BESTS

Points
4 vs. Warren Wilson (11/14/13)
Rebounds
4 vs. Thiel (11/20/13)
FT Made
1 vs. Thiel (11/20/13)
FG Made
2 vs. Warren Wilson (11/14/13)
3-Pt. FG Made
0
Assists
0
Steals
1 vs. South Dakota (12/29/13)
Blocks
0
Minutes
7, twice
m.r. vs. Westminster (11/23/13)

2013-14 SEASON BESTS

Points
4 vs. Warren Wilson (11/14/13)
Rebounds
4 vs. Thiel (11/20/13)
FT Made
1 vs. Thiel (11/20/13)
FG Made
2 vs. Warren Wilson (11/14/13)
3-Pt. FG Made
0
Assists
0
Steals
1 vs. South Dakota (12/29/13)
Blocks
0
Minutes
7, twice
m.r. vs. Westminster (11/23/13)

Larry Johnson's 2013-14 Game-By-Game

	MP	FG-A	3P-A	FT-A	Rebs	Fouls	Asts	Blks	Stls	Pts
at Kennesaw State	DNP									
vs. Florida International	DNP									
vs. Eastern Kentucky	DNP									
Warren Wilson	5	2-3	0-0	0-2	0	0	0	0	0	4
at UMass	DNP									
Thiel	7	0-1	0-0	1-4	4	2	0	0	0	1
Westminster	7	1-4	0-0	0-0	3	0	0	0	0	2
at Kent State	DNP									
Austin Peay	DNP									
Robert Morris	DNP									
at UMKC	DNP									
at Pitt	DNP									
Bethune-Cookman	DNP									
at St. John's	DNP									
South Dakota	3	0-0	0-0	0-0	1	0	0	0	1	0
at Milwaukee	DNP									
at Green Bay	DNP									
at UIC	DNP									
Detroit	DNP									

JOHNSON, Larry

Season	gp-gs	min/avg	Total		3-Point		F-Throws		Rebounds				Scoring							
			fg-fga	pct	fg-fga	pct	ft-fa	pct	off	def	tot	avg	pf	fo	ast	to	blk	stl	pts	avg
2013-14	4-0	22/5.5	3-8	.375	0-0	.000	1-6	.167	2	6	8	2.0	2	0	0	2	0	1	7	1.8
TOTAL	4-0	22/5.5	3-8	.375	0-0	.000	1-6	.167	2	6	8	2.0	2	0	0	2	0	1	7	1.8



RYAN WEBER

SOPHOMORE | GUARD | 6-6 | 200

INDIANAPOLIS, IND. | RONCALLI HIGH SCHOOL

33

CAREER BESTS

Points
18 vs. Kennesaw State (11/8/13)

Rebounds
9 vs. EKU (11/10/13)

FT Made
3, twice
m.r. EKU (11/10/13)

FG Made
7, twice
m.r. at St. John's (12/21/13)

3-Pt. FG Made
4, three times
m.r. vs. Milwaukee (1/2/14)

Assists
6 vs. Warren Wilson (11/14/13)

Steals
5 vs. Kennesaw State (11/8/13)

Blocks
2, twice
m.r. vs. Westminster (11/23/13)

Minutes
40 vs. FIU (11/9/13)

2013-14 SEASON BESTS

18 vs. Kennesaw State (11/8/13)

Rebounds
9 vs. EKU (11/10/13)

FT Made
3, twice
m.r. EKU (11/10/13)

FG Made
7, twice
m.r. at St. John's (12/21/13)

3-Pt. FG Made
4, three times
m.r. vs. Milwaukee (1/2/14)

Assists
6 vs. Warren Wilson (11/14/13)

Steals
5 vs. Kennesaw State (11/8/13)

Blocks
2 vs. Westminster (11/23/13)

Minutes
40 vs. FIU (11/9/13)

2013-14 Notes: Made three 3-pointers and scored 13 points against Detroit (1/18)...Scored 11 points with three 3's against Green Bay (1/4)...Made four 3-pointers and scored 14 points against Milwaukee (1/2)...Scored 16 points with five rebounds against St. John's (12/21)...Had 16 points on 5-of-7 shooting from the floor with three 3's against Bethune-Cookman (12/17)...Scored 12 points with six rebounds and five assists against Robert Morris (12/4)...Dished out a career-high six assists against Warren Wilson (11/14)...Scored 17 points and made four 3-pointers against Eastern Kentucky (11/10)...Scored a career-high 18 points with four 3-pointers and five steals against Kennesaw State (11/8).

Ryan Weber's 2013-14 Game-By-Game

	MP	FG-A	3P-A	FT-A	Rebs	Fouls	Asts	Blks	Stls	Pts
at Kennesaw State	37	7-12	4-5	0-0	5	2	0	1	5	18
vs. Florida International	40	3-8	3-6	2-4	1	4	1	1	1	11
vs. Eastern Kentucky	39	5-13	4-10	3-4	9	3	2	1	0	17
Warren Wilson	26	3-11	1-6	0-0	4	1	6	0	0	7
at UMass	27	1-6	1-5	0-0	6	0	2	1	1	3
Thiel	26	4-9	0-3	3-3	5	1	0	0	1	11
Westminster	16	3-6	1-4	2-2	5	1	1	2	0	9
at Kent State	38	3-9	3-7	1-2	2	1	1	1	1	10
Austin Peay	29	1-3	0-1	7-7	3	2	2	0	1	9
Robert Morris	38	5-11	2-5	0-0	6	1	5	1	1	12
at UMKC	26	2-5	1-4	0-0	5	1	1	1	0	5
at Pitt	26	1-4	0-2	0-0	2	3	0	0	1	2
Bethune-Cookman	30	5-7	3-4	3-3	3	1	0	0	2	16
at St. John's	35	7-13	2-8	0-0	5	3	4	0	0	16
South Dakota	20	2-6	2-4	0-0	2	1	0	0	2	6
at Milwaukee	26	5-8	4-5	0-0	4	3	0	0	2	14
at Green Bay	38	4-10	3-7	0-1	6	1	3	1	1	11
at UIC	32	3-7	3-5	0-0	4	2	2	0	0	9
Cleveland State	38	3-10	2-5	2-2	1	1	1	0	1	10
Detroit	28	5-9	3-7	0-0	3	4	1	2	0	13

WEBER, Ryan

Season	gp-gs	min/avg	Total		3-Point		F-Throws		Rebounds				Scoring							
			fg-fga	pct	fg-fga	pct	ft-fa	pct	off	def	tot	avg	pf	fo	ast	to	blk	stl	pts	avg
2012-13	28-3	274/9.8	19-59	.322	8-41	.195	7-13	.538	10	19	29	1.0	33	0	24	14	3	13	53	1.9
2013-14	20-20	615/30.8	72-167	.431	42-103	.408	23-28	.821	22	59	81	4.1	36	0	32	33	12	20	209	10.5
TOTAL	48-23	889/18.5	91-226	.403	50-144	.347	30-41	.732	32	78	110	2.3	69	0	56	47	15	33	262	5.5



MIKE PODOLSKY

SENIOR | GUARD | 6-1 | 199

CANFIELD, OHIO | CANFIELD HIGH SCHOOL

CAREER BESTS

Points
6 vs. Westminster (11/23/13)

Rebounds
4 vs. Marygrove (12/29/12)

FT Made
1 vs. Valparaiso (2/11/12)

FG Made
2, twice
m.r. vs. Westminster (11/23/13)

3-Pt. FG Made
2 vs. Westminster (11/23/13)

Assists
3 vs. Warren Wilson (11/14/13)

Steals
2, twice
m.r. vs. Geneva (12/6/12)

Blocks
1, twice
m.r. vs. Warren Wilson (11/14/13)

Minutes
14, twice
m.r. vs. Marygrove (12/29/12)

2013-4 SEASON BESTS

Points
6 vs. Westminster (11/23/13)

Rebounds
3 vs. Westminster (11/23/13)

FT Made
0

FG Made
2 vs. Westminster (11/23/13)

3-Pt. FG Made
2 vs. Westminster (11/23/13)

Assists
3 vs. Warren Wilson (11/14/13)

Steals
2 vs. Geneva (12/6/12)

Blocks
1 vs. Warren Wilson (11/14/13)

Minutes
12 vs. Thiel (11/20/13)

2013-14 Notes: Played in 17 games...Scored three points against South Dakota (12/29)...Posted a career-high six points against Westminster (11/23)...Scored one point against Warren Wilson (11/14)...Grabbed one rebound against Kennesaw State (11/8), FIU (11/9) and Warren Wilson (11/14).

34

Mike Podolsky's 2013-14 Game-By-Game

	MP	FG-A	3P-A	FT-A	Rebs	Fouls	Asts	Blks	Stls	Pts
at Kennesaw State	4	0-0	0-0	0-0	1	0	0	0	0	0
vs. Florida International	2	0-0	0-0	0-0	1	0	0	0	1	0
vs. Eastern Kentucky	2	0-0	0-0	0-0	0	1	0	0	0	0
Warren Wilson	11	0-1	0-0	1-2	1	1	3	1	0	1
at UMass	5	0-0	0-0	0-0	0	0	0	0	0	0
Thiel	12	0-2	0-0	0-0	2	1	1	0	0	0
Westminster	8	2-3	2-3	0-0	3	1	0	0	0	6
at Kent State	2	0-0	0-0	0-0	1	0	0	0	0	0
Austin Peay	2	0-0	0-0	0-0	0	1	0	0	0	0
Robert Morris	1	0-0	0-0	0-0	0	0	0	0	0	0
at UMKC	DNP									
at Pitt	1	0-0	0-0	0-0	0	0	0	0	0	0
Bethune-Cookman	6	0-1	0-1	0-0	1	0	0	0	0	0
St. John's	8	0-0	0-0	0-0	0	1	0	0	0	0
South Dakota	11	1-3	1-2	0-0	1	0	0	0	0	3
at Milwaukee	DNP									
at Green Bay	8	0-0	0-0	0-0	0	1	0	0	0	0
at UIC	DNP									
Cleveland State	1	0-0	0-0	0-0	0	0	0	0	0	0
Detroit	DNP									

PODOLSKY, Mike

Season	gp-gs	min/avg	Total		3-Point		F-Throws		Rebounds				Scoring							
			fg-fga	pct	fg-fga	pct	ft-fta	pct	off	def	tot	avg	pf	fo	ast	to	blk	stl	pts	avg
2010-11	6-0	21/3.5	3-9	.333	1-5	.200	0-0	.000	0	3	3	0.5	3	0	1	2	0	2	7	1.2
2011-12	20-0	75/3.8	2-6	.333	2-6	.333	1-4	.250	2	5	7	0.4	4	0	1	3	0	3	7	0.4
2012-13	16-0	70/4.4	3-18	.167	2-8	.250	0-3	.000	5	11	16	1.0	4	0	3	3	1	2	8	0.5
2013-14	16-0	84/5.3	3-10	.300	3-6	.500	1-2	.500	3	8	11	0.7	7	0	4	2	1	1	10	0.6
TOTAL	58-0	250/4.3	11-43	.256	8-25	.320	2-9	.222	10	27	37	0.6	18	0	9	10	2	8	32	0.6

2013-14 YSU Men's Basketball
Youngstown State Combined Team Statistics (as of Jan 18, 2014)
All games

RECORD:	OVERALL	HOME	AWAY	NEUTRAL
ALL GAMES	12-8	8-1	2-7	2-0
CONFERENCE	3-2	2-0	1-2	0-0
NON-CONFERENCE	9-6	6-1	1-5	2-0

##	Player	gp-gs	min	avg	Total		3-Point		F-Throw		Rebounds				pf	dq	a	to	blk	stl	pts	avg								
					fg-fga	fg%	3fg-fga	3fg%	ft-fa	ft%	off	def	tot	avg																
03	PERRY, Kendrick	20-20	682	34.1	138-264	.523	39-108	.361	109-149	.732	16	57	73	3.7	52	1	88	39	6	54	424	21.2								
05	BELIN, Kamren	19-19	557	29.3	73-193	.378	39-113	.345	43-55	.782	23	63	86	4.5	53	2	32	31	15	12	228	12.0								
20	HAIN, Bobby	20-20	506	25.3	85-163	.521	2-14	.143	47-64	.734	53	76	129	6.5	59	4	20	18	10	5	219	11.0								
33	WEBER, Ryan	20-20	615	30.8	72-167	.431	42-103	.408	23-28	.821	22	59	81	4.1	36	0	32	33	12	20	209	10.5								
11	COLE, DJ	19-19	499	26.3	46-102	.451	14-36	.389	55-68	.809	7	47	54	2.8	26	0	79	32	3	28	161	8.5								
10	KEENE, Marcus	18-1	327	18.2	45-118	.381	21-61	.344	22-31	.710	2	35	37	2.1	26	1	43	25	0	10	133	7.4								
04	AMIKER, Shawn	20-1	266	13.3	39-61	.639	1-3	.333	33-42	.786	15	29	44	2.2	43	1	13	17	4	8	112	5.6								
01	PLUMMER, Jalon	9-0	56	6.2	9-21	.429	2-10	.200	4-9	.444	7	3	10	1.1	6	0	3	5	0	2	24	2.7								
02	STEWART, Kyle	11-0	63	5.7	11-19	.579	1-4	.250	2-5	.400	9	12	21	1.9	12	1	3	1	1	5	25	2.3								
32	JOHNSON, Larry	4-0	22	5.5	3-8	.375	0-0	.000	1-6	.167	2	6	8	2.0	2	0	0	2	0	1	7	1.8								
25	LARSON, Fletcher	17-0	207	12.2	12-21	.571	0-0	.000	1-1	1.000	7	17	24	1.4	34	1	5	13	9	2	25	1.5								
23	BEAMON, Ronnye	11-0	50	4.5	4-12	.333	0-5	.000	1-5	.200	5	2	7	0.6	5	0	1	1	1	4	9	0.8								
34	PODOLSKY, Mike	16-0	84	5.3	3-10	.300	3-6	.500	1-2	.500	3	8	11	0.7	7	0	4	2	1	1	10	0.6								
14	CHOJNACKI, Josh	16-0	91	5.7	4-10	.400	0-2	.000	0-1	.000	4	8	12	0.8	24	2	2	3	3	2	8	0.5								
Team											28	47	75												4					
Total.....		20	4025		544-1169	.465	164-465	.353	342-466	.734	203	469	672	33.6	385	13	325	226	65	154	1594	79.7								
Opponents.....		20	4024		506-1127	.449	116-341	.340	324-464	.698	215	483	698	34.9	390	6	250	295	51	126	1452	72.6								

TEAM STATISTICS	YSU	OPP	Date	Opponent	Score	Att.	
SCORING	1594	1452	11/08/13	at Kennesaw State	w 73-57	1412	
Points per game	79.7	72.6	11/09/13	vs Florida Int.	wot 74-72	0	
Scoring margin	+7.1	-	11/10/13	vs Eastern Kentucky	w 75-67	0	
FIELD GOALS-ATT	544-1169	506-1127	11/14/13	WARREN WILSON	w 104-58	1402	
Field goal pct	.465	.449	11/17/13	at Massachusetts	L 69-85	4231	
3 POINT FG-ATT	164-465	116-341	11/20/13	THIEL	w 82-58	1428	
3-point FG pct	.353	.340	11/23/13	WESTMINSTER	w 108-57	1201	
3-pt FG made per game	8.2	5.8	11/27/13	at Kent State	L 79-83	1963	
FREE THROWS-ATT	342-466	324-464	11/30/13	AUSTIN PEAY	L 86-88	1460	
Free throw pct	.734	.698	12/4/13	ROBERT MORRIS	w 84-76	0	
F-Throws made per game	17.1	16.2	12/7/13	at Kansas City	L 80-88	1067	
REBOUNDS	672	698	12/14/13	at PITT	L 73-91	8621	
Rebounds per game	33.6	34.9	12/17/13	BETHUNE-COOKMAN	w 71-59	1399	
Rebounding margin	-1.3	-	12/21/13	at St. John's	L 87-96	4248	
ASSISTS	325	250	12/29/13	SOUTH DAKOTA	w 85-59	1872	
Assists per game	16.3	12.5	* 01/02/14	at Milwaukee	L 76-82	2362	
TURNOVERS	226	295	* 1/4/14	at Green Bay	L 69-85	2644	
Turnovers per game	11.3	14.8	* 1-7-14	at UIC Flames	w 75-62	1595	
Turnover margin	+3.5	-	* 01/13/14	CLEVELAND STATE	w 67-66	2855	
Assist/turnover ratio	1.4	0.8	* 01/18/14	DETROIT	w 77-63	3447	
STEALS	154	126					
Steals per game	7.7	6.3					
BLOCKS	65	51					
Blocks per game	3.3	2.6					
ATTENDANCE	15064	28143					
Home games-Avg/Game	9-1674	9-3127					
Neutral site-Avg/Game	-	2-0					

* - Conference game

Score by Periods	1st	2nd	OT	Totals
Youngstown State	773	812	9	1594
Opponents	681	764	7	1452

2013-14 YSU Men's Basketball
Youngstown State Combined Team Statistics (as of Jan 18, 2014)
Conference games

RECORD:	OVERALL	HOME	AWAY	NEUTRAL
ALL GAMES	3-2	2-0	1-2	0-0
CONFERENCE	3-2	2-0	1-2	0-0
NON-CONFERENCE	0-0	0-0	0-0	0-0

##	Player	gp-gs	min	avg	Total		3-Point		F-Throw		Rebounds			pf	dq	a	to	blk	stl	pts	avg	
					fg-fga	fg%	3fg-fga	3fg%	ft-fa	ft%	off	def	tot									avg
03	PERRY, Kendrick	5-5	184	36.8	37-68	.544	5-23	.217	33-46	.717	3	15	18	3.6	12	0	21	16	1	11	112	22.4
20	HAIN, Bobby	5-5	137	27.4	25-40	.625	1-3	.333	17-20	.850	9	15	24	4.8	16	2	6	1	1	1	68	13.6
33	WEBER, Ryan	5-5	162	32.4	20-44	.455	15-29	.517	2-3	.667	3	15	18	3.6	11	0	7	9	3	4	57	11.4
11	COLE, DJ	5-5	160	32.0	12-30	.400	7-11	.636	20-26	.769	3	15	18	3.6	7	0	25	14	0	10	51	10.2
05	BELIN, Kamren	5-5	154	30.8	15-45	.333	7-27	.259	6-10	.600	4	16	20	4.0	18	1	9	9	3	4	43	8.6
04	AMIKER, Shawn	5-0	81	16.2	6-12	.500	1-2	.500	4-6	.667	3	6	9	1.8	8	0	4	6	0	1	17	3.4
01	PLUMMER, Jalon	1-0	1	1.0	1-1	1.000	0-0	.000	0-0	.000	0	0	0	0.0	0	0	0	0	0	0	2	2.0
14	CHOJNACKI, Josh	4-0	35	8.8	3-4	.750	0-0	.000	0-0	.000	1	4	5	1.3	7	1	1	2	0	0	6	1.5
10	KEENE, Marcus	3-0	30	10.0	2-10	.200	0-2	.000	0-1	.000	0	4	4	1.3	3	0	3	1	0	1	4	1.3
02	STEWART, Kyle	2-0	5	2.5	1-1	1.000	0-0	.000	0-0	.000	0	0	0	0.0	0	0	1	1	0	1	2	1.0
25	LARSON, Fletcher	3-0	37	12.3	1-2	.500	0-0	.000	0-0	.000	1	3	4	1.3	7	0	1	3	4	0	2	0.7
23	BEAMON, Ronnye	2-0	5	2.5	0-0	.000	0-0	.000	0-0	.000	0	0	0	0.0	0	0	0	0	0	0	0	0.0
34	PODOLSKY, Mike	2-0	9	4.5	0-0	.000	0-0	.000	0-0	.000	0	0	0	0.0	1	0	0	0	0	0	0	0.0
Team											5	10	15				2					
Total.....		5	1000		123-257	.479	36-97	.371	82-112	.732	32	103	135	27.0	90	4	78	64	12	33	364	72.8
Opponents.....		5	1000		129-275	.469	22-77	.286	78-104	.750	53	118	171	34.2	96	0	57	72	12	36	358	71.6

TEAM STATISTICS	YSU	OPP	Date	Opponent	Score	Att.
SCORING	364	358	* 01/02/14	at Milwaukee	L 76-82	2362
Points per game	72.8	71.6	* 1/4/14	at Green Bay	L 69-85	2644
Scoring margin	+1.2	-	* 1-7-14	at UIC Flames	w 75-62	1595
FIELD GOALS-ATT	123-257	129-275	* 01/13/14	CLEVELAND STATE	w 67-66	2855
Field goal pct	.479	.469	* 01/18/14	DETROIT	w 77-63	3447
3 POINT FG-ATT	36-97	22-77	* - Conference game			
3-point FG pct	.371	.286				
3-pt FG made per game	7.2	4.4				
FREE THROWS-ATT	82-112	78-104				
Free throw pct	.732	.750				
F-Throws made per game	16.4	15.6				
REBOUNDS	135	171				
Rebounds per game	27.0	34.2				
Rebounding margin	-7.2	-				
ASSISTS	78	57				
Assists per game	15.6	11.4				
TURNOVERS	64	72				
Turnovers per game	12.8	14.4				
Turnover margin	+1.6	-				
Assist/turnover ratio	1.2	0.8				
STEALS	33	36				
Steals per game	6.6	7.2				
BLOCKS	12	12				
Blocks per game	2.4	2.4				
ATTENDANCE	6302	6601				
Home games-Avg/Game	2-3151	3-2200				
Neutral site-Avg/Game	-	0-0				

Score by Periods	1st	2nd	Totals
Youngstown State	175	189	364
Opponents	178	180	358