



**GENERAL INFORMATION**

**QUICK FACTS**

<b>University</b>	Youngstown, Ohio
<b>Location</b>	Youngstown, Ohio
<b>Enrollment</b>	13,381
<b>Founded</b>	1908
<b>Nickname:</b>	Penguins
<b>Colors:</b>	Red and White
<b>League:</b>	Horizon League
<b>Athletics Director:</b>	Ron Strollo
<b>President:</b>	Dr. Randy Dunn
<b>Faculty Representative:</b>	Dr. Chet Cooper
<b>Home Court:</b>	Beeghly Center (6,300)

**Coaching**

<b>Head Coach</b>	Jerry Slocum
<b>Alma Mater</b>	Kings N.Y. (1975)
<b>YSU Record</b>	92-152 (Ninth Year)
<b>Overall Record</b>	673-476 (39th Year)
<b>Office Phone</b>	(330) 941-3004
<b>Best Time to Call</b>	Contact SID
<b>Assistant Coaches</b>	
	Michael Wernicki (Pittsburgh, 1996)
	Brian DePaoli (Clarion, 2000)
	Steve Hall (Virginia Tech, 1993)

**Director of Basketball Operations**

Kevin Bruinsma (Spring Arbor, 2008)

**Managers**

Julian Jones

Michael Bornemiss

**Basketball Trainer**

Todd Burkey

**Team Information**

<b>2012-13 Record</b>	18-16
<b>2012-13 Horizon League Record</b>	7-9
<b>2012-13 H/A/N</b>	12-5/6-8/0-3
<b>Starters Returning Lost</b>	3/2
<b>Letterwinners Returning Lost</b>	10/2
<b>Newcomers</b>	3

**Program History**

<b>First Year of Basketball:</b>	1927-28
<b>All-Time Record:</b>	1,026-1,047
<b>All-Time HL Record</b>	54-146
<b>NCAA Tournament Appearances</b>	0

**2013-14 ROSTER**

No.	Name	Pos.	Ht.	Wt.	Yr.
1	Jalon Plummer	G	6-5	180	Fr.
Belleville, Mich.   Romulus					
2	Kyle Steward	F	6-7	190	Fr.
Detroit, Mich.   Cass Tech					
3	Kendrick Perry	G	6-0	175	Sr.
Ocoee, Fla.   Edgewater HS					
4	Shawn Amiker, Jr.	G	6-5	185	Jr.
Oak Park, Mich.   Ferndale HS					
5	Kamren Belin	F	6-7	235	Sr.
Atlanta, Ga.   Walton HS   Cowley					
10	Marcus Keene	G	5-11	160	Fr.
San Antonio, Texas   Warren					
11	DJ Cole	G	5-11	180	Jr.
Olathe, Kan.   Olathe South HS					
14	Josh Chojnacki	F	6-9	240	Sr.
Erie, Pa.   Mercyhurst Prep HS					
20	Bobby Hain	F	6-10	235	So.
Jupiter, Fla.   Jupiter HS					
23	Ronnye Beamon	G	6-4	195	RFr.
Calumet City, Ill.   Bishop Noll HS					
25	Fletcher Larson	F	6-8	230	Jr.
Lakewood, N.Y.   Jamestown HS					
32	Larry Johnson, Jr.	F	6-4	220	So.
Oak Park, Mich.   West Bloomfield HS					
33	Ryan Weber	F	6-6	200	So.
Indianapolis, Ind.   Roncalli HS					
34	Mike Podolsky	G	6-1	198	Sr.
Canfield, Ohio   Canfield HS					

**Media Relations**

<b>Basketball Contact</b>	Jamie Hall
<b>Office</b>	330-941-1581
<b>Mobile</b>	330-540-5417
<b>E-mail</b>	jehall@ysu.edu
<b>Hall's Twitter</b>	@JayMe_Hall
<b>MBB Twitter</b>	@YSUMensHoops
<b>Fax</b>	330-941-3191
<b>Website</b>	www.ysusports.com
<b>Athletics Twitter</b>	@ysusports
<b>Mailing Address</b>	One University Plaza
	Stambaugh Stadium
	Youngstown State University
	Youngstown, OH 44555

**2013-14 SCHEDULE**

Date	Opponent	Time
11/8	at Kennesaw State+	7:30 p.m.
11/9	vs. Florida International+^	3 p.m.
11/10	vs. Eastern Kentucky+^	1 p.m.
<b>11/14</b>	<b>Warren Wilson+</b>	<b>7:05 p.m.</b>
11/17	at UMass	1 p.m.
<b>11/20</b>	<b>Thiel</b>	<b>7:45 p.m.</b>
<b>11/23</b>	<b>Westminster</b>	<b>11:15 a.m.</b>
11/27	at Kent State	7 p.m.
<b>11/30</b>	<b>Austin Peay</b>	<b>7:05 p.m.</b>
<b>12/4</b>	<b>Robert Morris</b>	<b>7:45 p.m.</b>
12/7	at UMKC	1:05 p.m.
12/14	at Pittsburgh	Noon
<b>12/17</b>	<b>Bethune-Cookman</b>	<b>7:05 p.m.</b>
12/21	at St. John's%	2 p.m.
<b>12/29</b>	<b>South Dakota</b>	<b>2:05 p.m.</b>
1/2	at Milwaukee*	8 p.m.
1/4	at Green Bay*	2 p.m.
1/7	at UIC*	8 p.m.
<b>1/13</b>	<b>Cleveland State*</b>	<b>7:05 p.m.</b>
<b>1/18</b>	<b>Detroit*</b>	<b>7:05 p.m.</b>
<b>1/23</b>	<b>Valparaiso*</b>	<b>7:05 p.m.</b>
<b>1/25</b>	<b>Wright State*</b>	<b>7:05 p.m.</b>
1/31	at Oakland*	7 p.m.
2/5	at Wright State*	7 p.m.
2/9	at Detroit*	2 p.m.
<b>2/13</b>	<b>Green Bay*</b>	<b>7:05 p.m.</b>
<b>2/15</b>	<b>UIC*</b>	<b>7:05 p.m.</b>
<b>2/20</b>	<b>Milwaukee*</b>	<b>7:05 p.m.</b>
2/22	at Valparaiso*	8:05 p.m.
2/25	at Cleveland State*	7 p.m.
<b>3/1</b>	<b>Oakland*</b>	<b>7:05 p.m.</b>
3/4	HL First Round	TBA
3/7	HL Second Round	TBA
3/8	HL Semifinals	TBA
3/11	HL Championship\$	7 p.m.

All Times Eastern

\* Horizon League Game

\$ Nationally Televised on ESPN

+ - Kennesaw State Tournament Game

^ - Kennesaw, Ga.

% - Broadcast on Fox Sports 1

**TABLE OF CONTENTS**

General Information	1-2	Year-In Review	37-41	Overtime/Postseason Information	55
Media Information	3-4	Coaching Record	42	Class Records	56
Preseason Notes	5	All-League Performers	43	Team Season Records	57
Season Preview	6-7	Special Honors	44	Year-by-Year Statistics	58
2012-13 Rosters	8-9	The Beeghly Center	45	1,000-Point Club	59-60
Head Coach Jerry Slocum	10-13	Beeghly Center Breakdown	46	All-Time Letterwinners	61-62
Assistant Coach Mike Wernicki	14	Single-Game Team Records	47	All-Time Series Records	63
Assistant Coach Brian DePaoli	15	Individual Game Records	48	All-Time Scores	64-72
Assistant Coach Steve Hall	16	Outstanding Performances	49	Coach Dom Rosselli	73
Support Staff	17	Individual Records	50-52	YSU Basketball A to Z	74
Player Profiles	18-36	Annual Stat Leaders	53-54		





GENERAL INFORMATION

QUICK FACTS

Location ..... Youngstown, Ohio
Founded ..... 1908
Enrollment ..... 13,381
Nickname ..... Penguins
Colors ..... Red & White
Home Arena ..... Beeghly Center
Capacity ..... 6,300
League ..... Horizon League
President ..... Dr. Randy Dunn
Faculty Representative ..... Dr. Chet Cooper
Director of Athletics ..... Ron Strollo

COACHING STAFF

Head Coach ..... Jerry Slocum
Alma Mater ..... The King's (N.Y.), 1975
Record at YSU ..... 92-152/Ninth Season
Career Record ..... 673-476/39th Season
Assistant Coaches
Michael Wernicki ..... Pittsburgh, 1996
Brian DePaoli ..... Clarion, 2000
Steve Hall ..... Virginia Tech, 1993
Director of Operations ..... Kevin Bruinsma
Basketball Office ..... (330) 941-3004

TEAM INFORMATION

2012-13 Record ..... 18-16
Conference Record/Finish ..... 7-9/6th
Letterwinners Returning/Lost ..... 9/3
Starters Returning/Lost ..... 3/2
Newcomers ..... 5

HISTORY

First Season of Basketball ..... 1927-28
Overall All-Time Record ..... 1,026-1,049

CREDITS

Writer, Editor and Designer: Jamie Hall with contribution from former men's basketball SID Trevor Parks.
Editing Assistance: Trevor Parks, John Vogel
Photography: Ron Stevens, Ron Garchar, Steve Woltman, Trevor Thompson, Dave Miller, The Vindicator

ATHLETICS MISSION STATEMENT

The mission of Intercollegiate Athletics at YSU is to support the University's mission in nurturing educational and personal success of student-athletes through competitive athletic opportunities in a climate of mutual respect, integrity, and personal accountability.

The Intercollegiate Athletics Department is committed to:

- Welfare of Student-Athletes
Academic Integrity
Gender Equity
Diversity of Student-Athletes and Staff
Sportsmanship and Ethical Integrity by Student-Athletes, Staff, and Boosters
Fiscal Integrity
Community Outreach

ATHLETICS DEPARTMENT

Director of Athletics ..... Ron Strollo
Associate Athletics Director/SWA ..... Elaine Jacobs
Associate Athletics Director/External Operations ..... Rick Love
Assistant Athletics Director ..... Tom Morella
Assistant Athletics Director ..... Jesse Potter
Assistant Athletics Director ..... Robb Schmidt
Assistant Athletics Director ..... Emily Wollet
Sports Information Director ..... Trevor Parks
Athletics Business Manager ..... David Hinkle
Athletic Facilities Manager ..... Tim Stuart
Athletics Ticket Manager ..... Ashley Booth

YSU SPORTS INFORMATION STAFF

Assistant Director ..... Jamie Hall (Men's Basketball)
Cell: ..... (330) 540-5417
Office: ..... (330) 941-1581
Email: ..... jehall@ysu.edu
Sports Information Director ..... Trevor Parks (Football)
Cell: ..... (330) 402-3289
Office: ..... (330) 941-3192
Email: ..... tparks@ysu.edu
Assistant Director ..... John Vogel (Women's Basketball)
Cell: ..... (330) 647-1150
Office: ..... (330) 941-1480
Email: ..... javogel@ysu.edu
SID Student Assistant ..... Kyle Kroynovich
SID Student Assistant ..... Brandon Ross
SID Student Assistant ..... Jordan Stipanovich

Mailing and Overnight Address

YSU Sports Information
One University Plaza
Youngstown State University
Youngstown, OH 44555

GPS Address

224 W. Spring St.
Youngstown, OH 44555

Athletics Web Site: ..... www.YSUsports.com
Facebook: ..... Facebook.com/ysusports
Twitter: ..... @ysusports
Fax ..... (330) 941-3191
Press Row ..... (330) 941-2271





**MEDIA INFORMATION**

**CREDENTIAL INFORMATION**

All requests for press credentials must be directed to Jamie Hall, Men's Basketball Sports Information Director. Passes should be requested at least a week prior to the game. Passes not picked up prior to the game will be available at will call, located at the south end of Beeghly Center.

**MEDIA SERVICES**

Complete individual and team statistics, running play-by-play, halftime statistics and game notes are available following the game. On game day, game notes, updated stats, and a program are distributed. Telephones and wireless internet connections are available before and after the game for media use. Contact a Sports Information contact for wireless password details. Press row offers seating for up to 15 and has stat monitors for use during broadcasts. Limited parking is available on Stadium Drive and across the street in the M-24 lot. Please let the Sports Information office know in advance of your parking needs.

**ATHLETICS ON THE WEB**

Up-to-date Youngstown State athletic information is available on the internet. Get statistics, press releases and rosters on the website. The web address is: **www.YSUsports.com**. Live gameday statistics and internet broadcasts will be available on the website throughout the season.

**VISITING RADIO INFORMATION**

Youngstown State will provide an analog phone line and an ISDN phone line on a courtesy basis for the official radio station of the visiting team. If additional lines are needed, contact the Sports Information Office at least one week in advance to make arrangements.

**PHOTOGRAPHERS**

Two photography areas exist at each end of the court. Photographers will not be allowed to shoot along the sidelines. Credentials must be requested from the YSU Sports Information. Photo strobes are available for use upon contacting the Sports Information office in advance.

**POSTGAME INTERVIEWS**

A postgame press conference will be held in classroom 115 of the Beeghly Center following the game. Head Coach Jerry Slocum and select YSU student-athletes will be brought to the room for questions and comments. Please contact the visiting SID for post-game interview arrangements.

**PRACTICE**

Media members wishing to attend men's basketball practices must contact the Sports Information Office for prior approval. The sports information staff will find proper times and locations where practices are going to be held. Coach Jerry Slocum, his staff, and players are available to the media after practice and at other times as arranged through the Sports Information Office.

**IN-SEASON WEEKLY PRESS CONFERENCE**

Coach Jerry Slocum and select YSU student-athletes will take part in the Penguins' weekly press conference in Coaches Court in the Beeghly Center. Press conferences are generally held in the afternoons. Coach Slocum along with women's basketball coach John Barnes will generally be in attendance.



**Jamie Hall**  
Men's Basketball SID  
Sixth Season

**YOUNGSTOWN BASKETBALL MEDIA OUTLETS**

**The Vindicator**

Vindicator Square  
P.O. Box 780  
Youngstown, OH 44501  
Phone: (330) 747-1471  
Fax: (330) 747-6712  
**www.vindy.com**  
Beat Writer: Joe Scalzo  
*scalzo@vindy.com*  
Sports Editor: Ed Puskas  
*epuskas@vindy.com*

**Warren Tribune-Chronicle**

240 Franklin, SE  
Warren, OH 44482  
Phone: (330) 841-1715  
Fax: (330) 841-1713  
**www.tribune-chronicle.com**  
Beat Writer: John Vargo  
*jvargo96@gmail.com*

**Boardman News**

6221 Market St.  
Youngstown, OH 44512  
Phone: (330) 758-2658  
Fax: (330) 758-2658  
Sports Editor: John Darnell  
*bnews@zoominternet.net*

**Jambar (student newspaper)**

Youngstown, OH 44555  
Phone: (330) 941-2322/1811  
Fax: (330) 941-2322  
*thejambar@gmail.com*

**Cumulus Broadcasting**

4040 Simon Road  
Youngstown, OH 44512  
Phone: (330) 783-1000  
Fax: (330) 783-0060  
**www.wbbw.com**

**Clear Channel Youngstown**

**570 WKBN - Flagship  
(Home of YSU Athletics)**  
7461 South Ave.  
Youngstown, OH 44512  
Phone: (330) 965-0057  
Fax: (330) 729-9991  
General Manager: Bill Kelly  
Sports Director: Jim Campbell  
*jimcampbell@clearchannel.com*

**WYTV-TV 33**

Chad Krispinsky, Sports Director  
Kristi Branam  
3930 Sunset Blvd.  
Youngstown, OH 44512  
Phone: (330) 788-2456  
Fax: (330) 782-5261  
**www.myvalleysports.com**  
*sports@wytv.com*

**WKBN/WYFX TV  
FOX 17/62**

Ryan Allison, Sports Director  
Joe Aulisio  
3930 Sunset Blvd.  
Youngstown, OH 44512  
Phone: (330) 788-2456  
Fax: (330) 782-5261  
**www.myvalleysports.com**  
*sports@wkbn.com*

**WFMJ-TV 21**

Dana Balash, Sports Director  
Mike Ackelson, Rob Decker  
101 West Boardman St.  
Youngstown, OH 44503  
Phone: (330) 744-8821  
Fax: (330) 742-2472  
**www.wfmj.com**  
*sports@wfmj.com*



**Robb Schmidt**  
Play-by-Play  
11th Season

**GUINS ON THE RADIO**

All YSU men's basketball games can be heard live on NewsRadio 570 WKBN, a Clear Channel Station.

Robb Schmidt, Assistant Athletic Director for Marketing and Promotions within the Athletics Department, enters his 12th season as the play-by-play voice of the program.

Schmidt also hosts the Penguin Playbook Radio Show which airs on 570 WKBN throughout the season.





**MEDIA INFORMATION**

**YSU SPORTS INFORMATION**

Address 1003 Stambaugh Stadium  
Youngstown State University  
One University Plaza  
Youngstown, Ohio 44555  
Phone (330) 941-3192  
FAX (330) 941-3191  
Beeghly Center Press Row (330) 941-2271



**TREVOR PARKS**  
Director

Office (330) 941-3192  
Cell (330) 402-3289  
Email [tparks@ysu.edu](mailto:tparks@ysu.edu)



**JAMIE HALL**  
Assistant Director/  
Men's Basketball SID

Office (330) 941-1581  
Cell (330) 540-5417  
Email [jehall@ysu.edu](mailto:jehall@ysu.edu)



**JOHN VOGEL**  
Assistant Director

Office (330) 941-1480  
Cell (330) 647-1150  
Email [javogel@ysu.edu](mailto:javogel@ysu.edu)

**Student Assistants:** Kyle Kroynovich  
Brandon Ross  
Jordan Stipanovich

**PENGUINS SOCIAL MEDIA**



[ysusports.com](http://ysusports.com)

@ysusports



[youtube.com/ysusports](http://youtube.com/ysusports)

[facebook.com/ysusports](http://facebook.com/ysusports)



**ATHLETIC DEPARTMENT PHONE DIRECTORY...(AREA CODE 330)**

- Ron Strollo** • Executive Director of Intercollegiate Athletics ..... 941-2385  
*rastrollo@ysu.edu*
- Elaine Jacobs** • Associate Director of Athletics/SWA..... 941-2282  
*eajacobs@ysu.edu*
- Rick Love** • Associate Director of Athletics ..... 941-7227  
*rwlove@ysu.edu*
- Tom Morella** • Assistant Director of Athletics..... 941-2351  
*tmorella@ysu.edu*
- Jesse Potter** • Assistant Director of Athletics ..... 941-2283  
*jwpotter@ysu.edu*
- Robb Schmidt** • Assistant A.D. for Marketing and Promotions..... 941-7266  
*rkschmidt01@ysu.edu*
- Emily Wollet** • Assistant Director of Athletics..... 941-7208  
*eewollet@ysu.edu*
- Dr. Chester Cooper** • NCAA Faculty Representative..... 941-1361  
*crcooper01@ysu.edu*
- Tim Stuart** • Athletics Facilities Manager ..... 941-2887  
*testuart@ysu.edu*
- Mike Cochran** • Strength and Conditioning Coordinator..... 941-3689  
*macochran01@ysu.edu*
- John Doneyko** • Head Athletic Trainer ..... 941-3190  
*jwdoneyko@ysu.edu*
- Jim Morrison** • Associate Director of the Penguin Club..... 941-3720  
*jwmorrison@ysu.edu*
- Dave Hinkle** • Athletic Business Manager ..... 941-3717  
*mjmorrone@ysu.edu*
- Marilyn O'Bruba** • Coordinator of Academic Counseling..... 941-1921  
*maobruba@ysu.edu*
- Trevor Parks** • Sports Information Director ..... 941-3192  
*tparks@ysu.edu*
- Ashley Booth** • Director of Athletic Tickets..... 941-7466  
*atbooth@ysu.edu*

**DIRECTIONS TO THE BEEGHLY CENTER**

**From the East:**

Take I-80 West to Ohio Route 711 Exit. (Exit on left side of I-80). On Route 711 exit at Gypsy Lane. Turn left (East) onto Gypsy Lane. Turn right (South) on Fifth Avenue to campus.

**From the West:**

Take I-71/I-77 to I-76 East (Youngstown). Follow Youngstown signs as I-76 turns into I-80. Follow I-80 to I-680. Take Exit 4A marked Youngstown State University. Follow the expressway and take the exit ramp marked Fifth Avenue. Proceed through the traffic light and along the access road to Fifth Avenue and campus.

**From the South:**

Take Ohio Route 11 North to I-680. Take Exit 4A marked Youngstown State University. Follow the expressway and take the exit ramp marked Fifth Avenue. Proceed through the traffic light and along the access road to Fifth Avenue and campus.

**From the North:**

(Cleveland & Toledo) From Cleveland take I-77 South to Ohio Turnpike I-80 East. Continue on the Ohio Turnpike to Exit 15. After exiting continue to follow the signs for I-80 East. Follow I-80 East to I-680. Take Exit 4A. Follow the expressway and take the exit ramp marked Fifth Avenue. Proceed straight through the traffic light and along the access roadway to Fifth Avenue and campus.

**From Pittsburgh:**

From the Pittsburgh Airport take Route 60 North to Toll Road I-60. Follow Toll Road I-60 to Pennsylvania Turnpike I-76. Take Pennsylvania Turnpike West to Exit 16A (I-680 North), the first exit in Ohio. Follow signs to Youngstown State University. Take I-680 North to Exit 6B (Hubbard). Take Exit for Ohio Route 422 West. Take expressway to the second exit ramp marked Fifth Avenue. Take a left at the light at the end of exit ramp. Arena is past football stadium.

**GPS Address:**

**224 W. Spring St., Youngstown, OH 44555**





**PRESEASON NOTES**

**GUINS BEGIN 84TH SEASON**

• The 2013-14 basketball campaign will be the 83rd season of men's basketball at Youngstown State University.

**PENGUINS PICKED FIFTH; GET 1ST PLACE VOTE**

• Youngstown State was picked to finish fifth in the Horizon League's Preseason Poll of head coaches, SIDs and selected media.  
 • The Penguins earned 219 points and received a first-place vote for the first time.

**PERRY NAMED PRESEASON POY**

• Senior Kendrick Perry was named the Horizon League Preseason Player of the Year after averaging 17.3 points, 5.5 rebounds and 4.1 assists per game last season.  
 • Perry is the only returning player in the Horizon League that ranked in the top 10 in scoring, rebounding, assists and steals per game and free-throw percentage.  
 • Perry tied for the league lead with 1.9 steals per game, ranked second in scoring, fifth with a .845 free-throw percentage, sixth with 4.1 assists per game and 10th with 5.5 rebounds per game.

**BELIN NAMED PRESEASON SECOND-TEAM**

• Senior Kamren Belin was voted to the Preseason All-Horizon League Second-Team. Last season, Belin averaged 11.1 points per game, but posted a 12.3 points per game scoring average in league play. His .407 3-point percentage ranked fifth in the league.

**CORE RETURNING**

• The Penguins have three starters and nine letterwinners returning from last season.  
 • Seniors Kendrick Perry and Kamren Belin averaged 17.3 and 11.1 points per game, respectively.

**BACK-TO-BACK WINNING CAMPAIGNS**

• With its 18-16 record last season, the Youngstown State men's basketball program posted its first back-to-back winning campaigns since 1984-85.  
 • In 2011-12, YSU went 16-15.  
 • The Penguins last posted consecutive winning seasons in 1983-84 (18-11) and 1984-85 (19-11).

**PERRY PRESEASON ACCOLADES**

• Senior Kendrick Perry collected a plethora of preseason honors this year.  
 • Besides the Horizon League Preseason Player of the Year, Perry also collected the following preseason laurels:  
 • 2014 Cousy Award Watch List.

- 2014 Senior CLASS Award Candidate,
- Named 2013-14 Horizon League Preseason Player of the Year by Midmajormadness.com.
- Named 2013-14 Horizon League Preseason Player of the Year by Blue Ribbon Sports.
- Named Top Ten Mid-Major Point Guards to Watch in 2013-14 by MidMajorMadness.com.
- Named 2013-14 Horizon League Preseason Top Player by TheHoopsReport.com.
- Ranked #17 on Bleacher Reports Top 20 Mid-Major Stars in 2013-14.

**MOST HL WINS IN CONSECUTIVE YEARS**

- Youngstown State's 17 Horizon League wins over the last two seasons marks a program high.
- The Penguins had just 16 league wins in the previous four years combined.
- The 10 wins in 2011-12 were the most since joining the league in 2001-02.
- Last year was the third time the Penguins have won at least seven league contests.
- The Penguins had 20 conference wins in their final two seasons in the Mid-Continent Conference - 11 in 2000-01 and nine in 1999-2000.

**KP Now 17TH**

- With 1,309 career points, junior Kendrick Perry ranks 17th on the YSU all-time scoring list.
- Perry needs just three more points to move into 16th place.
- In his 91-game career, Perry has a scoring average of 14.4 points per game.

**NOTCHING 200 3's**

- Last season, the Penguins made an impressive 245 3-pointers, which is the second-most in school history.
- It marked the third straight season the Penguins made at least 235 3's in a season.
- The school record of 270 was set in 2011-12.
- The previous record was 235 set in 2010-11.

**PENGUINS BY THE NUMBERS**

- 673**  
• Number of career wins for Head Coach Jerry Slocum.
- 245**  
• The number of 3-pointers made by the 2012-13 Penguins. It's the second-most on the single season list.
- 34**  
• School-record for games played in a season in 2012-13.
- 115**  
• The number of assists junior DJ Cole posted last season. That total was a career best for Cole and ranked second on the team.
- 107**  
• The combined number of 3-pointers made by

seniors Kamren Belin and Kendrick Perry. Belin was second on the team with 57 and Perry was third with 50.

**17.3**

• Kendrick Perry's scoring average in 2012-13. It's the highest single-season scoring average since Quin Humphrey's 18.8 points per game in 2006-07.

**8**

• The number of wins Head Coach Jerry Slocum needs to become just the second coach in YSU history to post 100 victories.

**513**

• The number of points Kendrick Perry needs to become YSU's all-time Division I leading scorer. Perry has 1,309 career points.

**2,426**

• The single-season team scoring record set by the 2012-13 squad. It marks the fourth straight season YSU has scored at least 2,000 points in the season.

**27**

• The number of wins Head Coach Jerry Slocum needs to reach 700 for his career. Slocum ranks 36th all-time with 673 career victories.

**237**

The number of combined assists by senior Kendrick Perry (122) and junior DJ Cole (115).

**13**

• Kendrick Perry has the chance to become just the 13th three-time All-Horizon League First-Team selection in league history.



Kendrick Perry was the first YSU player named Horizon League Preseason Player of the Year.





**SEASON PREVIEW**

# PENGUINS HOPE TO BUILD UPON FIRST POSTSEASON TOURNAMENT

Coming off the best season in more than a decade and earning the first Division I postseason tournament berth in school history, the YSU men's basketball team is poised to reach for higher successes in 2013-14.

And posting consecutive winning seasons in nearly 30 years, people are taking notice of the program's accent. Although predicted to finish fifth in the Horizon League Preseason Poll, the Penguins garnered a first-place vote for the first time.

YSU returns three starters from last year's 18-16 squad that made it to the second round of the CollegenInsider.com Postseason Tournament, but according to Head Coach Jerry Slocum, the team has more depth, although it lost the school's all-time 3-point shooter in Blake Allen and the Horizon League's all-time shot blocker in Damian Eargle.

"I think we have more depth at more positions than we've had in the past," Slocum said. "Do we have questions? Yes, we do, but I like our answers right now."

After having a taste of the postseason in 2012-13, it is apparent that this team wants another, but on a bigger scale.

"It was a great honor for us to be that first team to make a Division I postseason," Slocum said of last year's team. "Our guys liked it but are not satisfied. They want more and they are working extremely hard for a Horizon League Championship and the NCAA Tournament."

Slocum admitted that the complexion of the team has changed with the loss of Allen and Eargle.

"Are we going to shoot as many 3-pointers? Maybe not, but we definitely have to play better defensively because we don't have a guy like Damian to bail us out." Slocum said. "But our goals are still the same and that is to compete for a Horizon League Championship."

One thing that the Penguins do have is the 2014 Horizon League Preseason Player of the Year in senior guard Kendrick Perry.

Perry, a 2014 Senior CLASS Award candidate, is the first Youngstown State player to be named preseason player of the year and is a two-time First-Team All-Horizon League selection. Perry, who ranked second in the league in scoring, led the Penguins with 17.3 points per game and ranks 17th in school history with 1,309 career points.

"Kendrick is what is good about college athletics," Slocum said. "Not only is he a tremendous basketball player, but he does well in the classroom, he is a leader in the locker room and in the community."

Perry has a chance to become just the 13th three-time All-Horizon League First-Team pick in league history, and needs 513 points to become Youngstown State's all-time Division I leading scorer.

### The Backcourt

Joining Perry in the backcourt will be junior DJ Cole at the point guard slot this season. Cole, who ranked ninth in the

Horizon League with 3.4 assist per game, dished out 115 assists and averaged 6.9 points per game.

He also averaged 8.8 points per game against Horizon League opponents last season.

"DJ was one of our most consistent players all season," Slocum said. "This year, he needs to move into more of a leadership role as an upperclassman and continue to keep his turnovers at a minimum."

The Penguins will also look to newcomer Marcus Keene (San Antonio, Texas) to add depth to the point-guard position, although he is a scoring threat from the perimeter.


Keene, who finished his career as Warren High School's all-time leading scorer, averaged 25 points and four assists per game as senior.

Senior Mike Podolsky is a three-year letterwinner and was named as one of the team captains this season and is expected to provide quality minutes in the backcourt.

### The Small Forwards

One area that the Penguins could have some questions is at the small forward/wing position. Sophomore Ryan Weber had a tremendous spring and fall and appears to be the front runner to start at that spot.

Weber averaged just 1.9 points per game in just 9.8 minutes



**Senior Kamren Belin was named Preseason All-Horizon League Second-Team in 2013-14.**





**SEASON PREVIEW**



**Junior guard DJ Cole ranked second on the team with 115 assists and ranked ninth in the Horizon League with 3.4 assists per game.**

per game last year, but played well at times. He scored a career-high nine points in his first career start against Central Michigan in February.

Freshman Jalon Plummer (Belleville, Mich.) and redshirt freshman Ronnye Beamon (Calumet, City, Ill.) are also challenging for that spot and will provide the Penguins with some depth. Plummer was a third-team all-state performer and helped Romulus High School to the Michigan Class A State Championship.

Beamon, who sat out last season as a redshirt, averaged 14.4 points, 5.2 rebounds, 2.1 steals and 1.6 assists per game as a senior at Bishop Noll High School in 2011-12.

**The Front Court**

Senior forward Kamren Belin, a 2013-14 Preseason All-Horizon League Second-Team selection, returns to lead the front court from his power forward position. Last year, Belin averaged 11.1 points per game, but was more productive against league foes with a 12.3 points per game scoring average.

An all-newcomer team pick a season ago, Belin made 57 3-pointers last year and connected on 40.7 percent of his attempts behind the arc.

"Kam really made a big impact for us last season, especially in league play," Slocum said. "He is a tough match up because he can shoot the ball so well from the perimeter."

Junior Shawn Amiker, who could also see time at the small forward, changed positions last season and is one of the most

athletic players on the squad. Amiker played in 33 games and made 19 starts last season and averaged 5.4 points per game. Sophomore Larry Johnson and freshman Kyle Steward, a tall, lanky high-flyer, are also poised to see some action in the front court.

Johnson, from Oak Park, Mich., averaged 15 points and seven rebounds as a senior at West Bloomfield High School in 2011-12.

Steward, a 6-7 forward from Detroit, Mich., averaged 14 points, eight rebounds and three assists per game. He also helped Cass Tech High School to a 19-4 record to clinch the PSL West Division Championship last season.

At center, the Penguins are forced to deal with replacing Eargle, the 2013 Horizon League Defensive Player of the Year. That chore will fall upon the shoulders of a trio of big men – sophomore Bobby Hain, senior Josh Chojnacki and junior Fletcher Larson.

Hain, 6-foot-10, is slated to see most of the action after coming off a solid freshman campaign. He scored 204 points and averaged 6.2 points and 3.4 rebounds per game. Hain, who shot 52.5 percent from the field, posted a double-double with 19 points and 11 rebounds in his college debut against George Washington and reached double figures nine times.

"I think Bobby is going to surprise a lot of people in our league," Slocum said. "He is a gifted scorer from the inside and we are looking for big things from him."

Chojnacki, who has appeared in 77 career games, and Larson combined to score 46 points and grab 29 rebounds a season ago.





**SEASON PREVIEW**

**Numerical Roster**

No.	Name	Pos.	Ht.	Wt.	Yr.	Hometown/Previous School/High School
1	Jalon Plummer	G	6-5	180	Fr.	Belleville, Mich./Romulus
2	Kyle Steward	F	6-7	190	Fr.	Detroit, Mich./Cass Tech
3	Kendrick Perry	G	6-0	175	Sr.	Ocoee, Fla./Edgewater
4	Shawn Amiker	G	6-5	185	Jr.	Oak Park, Mich./Ferndale
5	Kamren Belin	F	6-7	225	Sr.	Atlanta, Ga./Cowley/Walton
10	Marcus Keene	G	5-11	160	Fr.	San Antonio, Texas/Warren
11	DJ Cole	G	5-11	175	Jr.	Olathe, Kan./Olathe South
14	Josh Chojnacki	F	6-9	240	Sr.	Erie, Pa./Cathedral Prep
20	Bobby Hain	F	6-10	235	So.	Jupiter, Fla./Jupiter
23	Ronnye Beamon	G	6-4	195	RFr.	Calumet City, Ill./Bishop Noll
25	Fletcher Larson	F	6-8	230	Jr.	Lakewood, N.Y./Jamestown
32	Larry Johnson	F	6-4	220	So.	Oak Park, Mich./West Bloomfield
33	Ryan Weber	F	6-6	200	So.	Indianapolis, Ind./Roncalli
34	Mike Podolsky	G	6-1	198	Sr.	Canfield, Ohio/Canfield

**Alphabetical Roster**

No.	Name	Pos.	Ht.	Wt.	Yr.	Hometown/Previous School/High School
4	Shawn Amiker	G	6-5	185	Jr.	Oak Park, Mich./Ferndale
23	Ronnye Beamon	G	6-4	195	RFr.	Calumet City, Ill./Bishop Noll
5	Kamren Belin	F	6-7	225	Sr.	Atlanta, Ga./Cowley/Walton
14	Josh Chojnacki	F	6-9	240	Sr.	Erie, Pa./Cathedral Prep
11	DJ Cole	G	5-11	175	Jr.	Olathe, Kan./Olathe South
20	Bobby Hain	F	6-10	235	So.	Jupiter, Fla./Jupiter
32	Larry Johnson	F	6-4	220	So.	Oak Park, Mich./West Bloomfield
10	Marcus Keene	G	5-11	160	Fr.	San Antonio, Texas/Warren
25	Fletcher Larson	F	6-8	230	Jr.	Lakewood, N.Y./Jamestown
3	Kendrick Perry	G	6-0	175	Sr.	Ocoee, Fla./Edgewater
1	Jalon Plummer	G	6-5	180	Fr.	Belleville, Mich./Romulus
34	Mike Podolsky	G	6-1	198	Sr.	Canfield, Ohio/Canfield
2	Kyle Steward	F	6-7	190	Fr.	Detroit, Mich./Cass Tech
33	Ryan Weber	F	6-6	200	So.	Indianapolis, Ind./Roncalli

**Head Coach:** Jerry Slocum (Kings (N.Y.), 1975), Ninth Season

**Assistant Coaches**

Michael Wernicki (Pittsburgh, 1996), Ninth Season

Brian DePaoli (Clarion, 2000), Ninth Season

Steve Hall (Virginia Tech, 1993), Second Season

**Director of Basketball Operations:** Kevin Bruinsma (Spring Arbor, 2008), First Season

**Pronunciation Guide**

Shawn Amiker.....	"AM-uh-KERR"
Ronnye Beamon.....	"RON-ee"
Kamren Belin.....	"BEE-lin"
Josh Chojnacki.....	"shuh-NACK-ee"
Jalon Plummer.....	"JAY-lun"
Mike Podolsky.....	"puh-DOLE-skee"
Ryan Weber.....	"WEBB-er"

**Coaches**

Michael Wernicki ..... "were-NICK-ee"

Brian DePaoli..... "de-PAUL-ee"







**ROSTER BREAKDOWN**

**STARTERS RETURNING (3)**

No.	Name	Pos.	Ht.	Wt.	Yr.	Hometown	GP/GS	PPG	RPG	APG	MPG	Other
3	Kendrick Perry	G	6-0	175	Sr.	Ocoee, Fla.	30/29	17.3	5.5	4.1	35.4	56 stls
5	Kamren Belin	F	6-7	225	Sr.	Atlanta, Ga.	34/32	11.1	5.4	1.5	30.6	57 3's
11	DJ Cole	G	5-11	180	Jr.	Olathe, Kan.	34/17	6.9	2.8	3.4	29.3	38 stls

**STARTERS LOST (2)**

No.	Name	Pos.	Ht.	Wt.	Yr.	Hometown	GP/GS	PPG	RPG	APG	MPG	Other
1	Blake Allen	G	6-1	180		Tampa, Fla.	34/34	12.4	4.4	3.1	34.9	94 3's
21	Damian Eargle	F	6-7	215		Youngstown, Ohio	32/32	11.8	6.6	0.6	29.7	102 blks

**OTHERS RETURNING (6)**

No.	Name	Pos.	Ht.	Wt.	Yr.	Hometown	GP/GS	PPG	RPG	APG	MPG	Other
4	Shawn Amiker	G	6-5	185	Jr.	Oak Park, Mich.	33/19	5.4	2.8	1.1	19.2	.500 FG%
14	Josh Chojnacki	F	6-9	240	Sr.	Erie, Pa.	26/0	0.9	0.7	0.2	5.1	7 blks
20	Bobby Hain	F	6-10	235	So.	Jupiter, Fla.	33/4	6.2	3.4	0.6	15.3	.525 FG%
25	Fletcher Larson	F	6-8	230	Jr.	Lakewood, N.Y.	12/0	1.9	0.8	0.2	5.9	.476 FG%
33	Ryan Weber	G	6-6	200	So.	Indianapolis, Ind.	28/3	1.9	1.0	0.9	9.8	13 stls
34	Mike Podolsky	G	6-1	199	Sr.	Canfield, Ohio	16/0	0.5	1.0	0.2	4.4	2 stls

**NEWCOMERS (5)**

No.	Name	Pos.	Ht.	Wt.	Yr.	Hometown
1	Jalon Plummer	G	6-5	180	Fr.	Belleville, Mich.
2	Kyle Steward	F	6-7	190	Fr.	Detroit, Mich.
10	Marcus Keene	G	5-11	160	Fr.	San Antonio, Texas
23	Ronnye Beamon	G	6-4	195	RFr.	Calumet City, Ill.
32	Larry Johnson, Jr.	F	6-4	220	So.	Oak Park, Mich.

**By Class**

No.	Name	Pos.	Ht.	Wt.	Yr.	Hometown/Previous School/High School
5	Kamren Belin	F	6-7	225	Sr.	Atlanta, Ga./Cowley/Walton
14	Josh Chojnacki	F	6-9	240	Sr.	Erie, Pa./Cathedral Prep
3	Kendrick Perry	G	6-0	175	Sr.	Ocoee, Fla./Edgewater
34	Mike Podolsky	G	6-1	198	Sr.	Canfield, Ohio/Canfield
4	Shawn Amiker, Jr.	G	6-5	185	Jr.	Oak Park, Mich./Ferndale
11	DJ Cole	G	5-11	175	Jr.	Olathe, Kan./Olathe South
25	Fletcher Larson	F	6-8	230	Jr.	Lakewood, N.Y./Jamestown
20	Bobby Hain	F	6-10	235	So.	Jupiter, Fla./Jupiter
32	Larry Johnson	F	6-4	220	So.	Oak Park, Mich./West Bloomfield
33	Ryan Weber	F	6-6	200	So.	Indianapolis, Ind./Roncalli
23	Ronnye Beamon	G	6-4	195	RFr.	Calumet City, Ill./Bishop Noll
10	Marcus Keene	G	5-11	160	Fr.	San Antonio, Texas/Warren
1	Jalon Plummer	G	6-5	180	Fr.	Belleville, Mich./Romulus
2	Kyle Steward	F	6-7	190	Fr.	Detroit, Mich./Cass Tech





**HEAD COACH JERRY SLOCUM**



**JERRY SLOCUM**  
**NINTH SEASON AT YSU**  
**39TH OVERALL**  
**673-476**  
**THE KINGS, N.Y., 1975**

**SLOCUM'S COACHING CAREER HIGHLIGHTS**

- 38 seasons as a collegiate head coach
- Posted a 673-476 career record
- Owns a career winning percentage of .587
- One of 12 active Div. I coaches with 600 career wins
- Ranks 36th in NCAA history with 673 wins
- Ranks sixth among active D-I Head Coaches in wins
- Has earned 92 victories at YSU
- 27 winning seasons
- 19 20-win seasons
- Averaging 17.7 wins per year
- Spent nine seasons as the head coach at Gannon where he won 179 games
- Was the Head Coach at Geneva for nine seasons where he won 203 games
- Was the Head Coach at Nyack College for 12 seasons where he won 199 games

Over the last eight seasons, Jerry Slocum has showed patience, determination and resiliency. Those three traits served him well over the years, and the effort he and his staff put forth has the program moving in an upward direction.

Coming off the best season in more than a decade, the excitement surrounding the Youngstown State men's basketball program is palpable and at a level not felt in many years.

Winning 34 games over the last two campaigns, posting YSU's first back-to-back winning seasons in 29 years and securing the first Division I postseason berth in school history has not gone unnoticed by the 38-year coaching veteran. For Slocum, though, it is just the start of the journey, not the final destination. His goal, and the team's goal, is to continue trending closer toward a Horizon League championship and the game's pinnacle – the NCAA Tournament.

Slocum, who is in his ninth year at the helm of the Penguins, is one of a handful of active NCAA men's basketball coaches to record more than 600 career victories, ranks 36th all-time with 673 career victories and needs 27 more to reach 700 for his career.

Now in his 39th season as a head coach, Slocum, who ranks second in YSU history with 92 wins, is sixth among active Division I mentors in career wins.

Slocum, who was named YSU's head coach on April 12, 2005, became just the 47th individual in NCAA history to win at least

600 games as a head coach. He reached his milestone victory on Feb. 22, 2007, when the Penguins defeated Wright State.

While he achieved a historic personal accomplishment, Slocum has always been about the success of his players and his program over the attention he receives.

Slocum, who is the 12th head coach in school history, has tremendous energy around the basketball court and his passion for the game has shown in the way the Penguins have played under his tutelage.

Last season, the Penguins recorded one of the most successful campaigns in the program's Division I history. Youngstown State finished with an 18-16 record, its best mark since 2000-01. The Penguins also posted back-to-back winning seasons for the first time since 1983-84 and 1984-85, signifying that Slocum's program continues to be on the rise. YSU was also 12-5 at home this past season for its most victories at Beeghly Center since 1984-85.

The CollegenInsider.com Postseason Tournament (CIT) was the Penguins' first postseason tournament since moving to Division I in 1981-82. YSU put up its best offensive effort of the season in the opening round at Beeghly Center, draining a school-record 18 3-pointers and posting a season-high 99 points in a 99-87 victory over future Horizon League member Oakland. YSU also beat Loyola just before the buzzer in the Horizon League Tournament at home in one of the top moments in any YSU sport during the year.

The Penguins started the year with the program's first win over a BCS opponent after knocking off SEC-member Georgia, 68-56, in front of a nationally-televised audience on ESPNU.

The Penguins set a school record for most points in a season with 2,426, breaking the record of 2,388 set in 1990-91 and set a school mark for most games played in a season with 34.

The 245 3-pointers made are the second-most in school history and mark the third straight season with at least 235 made 3-pointers.

Three players scored their 1,000th career point, marking the first time in school history three players accomplished the feat in the same season. Kendrick Perry became the 33rd player to score 1,000 points while Damian Eargle and Blake Allen were the 34th and 35th players, respectively, to reach that plateau.

Perry, who led the team and ranked second in the Horizon League with 17.3 points per game, was named All-Horizon League First-Team for the second straight season and named to the Horizon League All-Defensive Team.

Eargle was named the league's Defensive Player of the Year after leading the league in blocked shots. He also set the YSU career blocks record with 309.

Allen became the school's career and single-season 3-point record holder after making 94 3-pointers last season and 232 for his career.

Kamren Belin was also named to the league's All-Newcomer Team after averaging 12.3 points per game against Horizon League opponents.

In 2011-12, Slocum guided the Penguins to their first winning season since 2000-01 with a 16-15 overall record and led them to their most Horizon League wins with 10 since joining the league





**HEAD COACH JERRY SLOCUM**



in 2001-02.

The Guins' eight-win improvement in the Horizon League marks the best one-year turnaround since the league went to 10 teams and the second best in league history. YSU also lost three other games by a combined seven points.

YSU set a Horizon League mark with five different players earning the league's player-of-the-week award. DuShawn Brooks (Dec. 5), Eargle (Jan. 2), Ashen Ward (Jan. 9), Allen (Jan. 23) and Perry (Feb. 6) all won the award that season.

For the second straight season, the Penguins set the school's single-season 3-point record with 270 made 3-pointers. The old record of 235 was set in 2010-11. They also tied the mark for most 3-point attempts of 708, which was set in 2010-11.

Perry became the first Youngstown State sophomore to be named All-Horizon League First-Team after leading the league in scoring with 16.8 points per game. Perry was also named to the National Association of Basketball Coaches All-District Second-Team.

Perry led the league in scoring (16.8 ppg) and steals (2.4) in conference play, becoming just the fifth player in Horizon League

history to accomplish that feat.

Eargle set the Horizon League single-season blocks records for all games and league-games only. Eargle finished with 116 blocks, including 65 in Horizon League play. Allen led the Horizon League with 91 3-pointers made and 2.9 3-pointers made per game.

In his eight seasons at YSU, seven of Slocum players reached the coveted 1,000-point plateau and 11 have signed professional contracts.

In 2010-11, Vytas Sulskis became the 32nd YSU player to score at least 1,000 career points and now ranks 16th all-time with 1,311 points. Sulskis is the 10th player for Slocum that signed a professional contract to play overseas. Others include Michael Adams, John Barber, Kelvin Bright, Domonique Crawford, Byron Davis, Quin Humphrey, DeAndre Mays, Sirlester Martin and Mikko Niemi.

The Guins also garnered a tremendous amount of national attention by defeating eventual national runners-up Butler, 62-60, at the Beeghly Center.

The 2010-11 campaign also brought many offensive highlights.

The Guins averaged 69.1 points per game in 2010-11, which is the highest season per game average since the 2000-01 team averaged 71.1 points per game.

YSU scored 2,072 points in 2010-11, marking just the sixth time since 1990-91 that a YSU team has scored at least 2,000 points in a season.

The Guins set the school's single-season records with 235 3-pointers made and 708 3-pointers attempted. Also, six different Penguins made at least 20 3-pointers in 2010-11.

In 2010, Youngstown State hosted a game on national television when the Guins entertained Milwaukee on Jan. 22. The game drew a crowd of 6,087, the eighth-largest attended game in school history.

The 2009-10 season also marked the first time Youngstown State played twice on ESPNU in the same season. The Penguins game at Cleveland State on Jan. 30, 2010, was also nationally-televised on ESPNU.

Mays became the first player since Ryan Patton to record back-to-back 100-assist

**D-I 600-WIN COACHES**

• Jerry Slocum ranks sixth among active Division I Head Coaches in career victories.

Name	Wins
Mike Krzyzewski <i>Duke</i>	957
Jim Boeheim <i>Syracuse</i>	920
Bob Huggins <i>West Virginia</i>	723
Roy Williams <i>North Carolina</i>	700
Bo Ryan <i>Wisconsin</i>	674
<b>Jerry Slocum Youngstown State</b>	<b>673</b>
Rick Pitino <i>Louisville</i>	664
Rick Byrd <i>Belmont</i>	663
Mike Montgomery <i>California</i>	656
Cliff Ellis <i>Coastal Carolina</i>	647
Larry Hunter <i>Western Carolina</i>	630
Ben Braun <i>Rice</i>	608

**SLOCUM'S CAREER RECORD**

School	Years	Record	Pct.
YSU	8	92-152	.377
Gannon	9	179-78	.696
Geneva	9	203-80	.714
Nyack	12	199-166	.545
<b>TOTALS</b>	<b>38</b>	<b>673-476</b>	<b>.586</b>

**Winning Seasons | 27**

**20-Win Seasons | 19**

**Average Wins Per Season | 17.7**





**HEAD COACH JERRY SLOCUM**

seasons. Mays posted 207 assists in two years. Patton accomplished the feat in 2000-01 and 2001-02.

In 2008-09, Mays became the third Slocum recruit to be named to the Horizon League's All-Newcomer Team after averaging 10.7 points and 3.5 assists per game.

In 2007-08, Davis, who ranked fourth in the Horizon League with 15.5 points per game, and Barber each eclipsed the 1,000 point total during their final season of eligibility.

Sulskis set the YSU freshman record with 46 3-pointers and was named to the CollegenInsider.com Mid-Major Freshman All-America Team and the Horizon League All-Newcomer Team.

In 2006-07, YSU won a postseason game for the first time since March 2003 and played host to a postseason tilt for the first time since 1995. In the five-point-or-less nail biters, Youngstown State was 7-1 and all 14 wins, seven of which came versus Horizon League foes, came when shooting better than an opponent.

During the year YSU had two three-game winning streaks in a schedule that featured three Big Ten foes, including NCAA finalist Ohio State. The Guins also earned victories over tournament participants Wright State and Eastern Kentucky.

Humphrey, who scored 1,707 points, became the school's first two-time first-team all-conference selection and after his career signed a professional contract to play in Europe.

In 2005-06, YSU had its first Horizon League first-team all-conference performer in Humphrey while Keston Roberts made the all-newcomer team.

The Guins had the leading individuals in scoring, rebounding and assists in the League, only the second time in the league's 26 years that a team accomplished that feat.

Slocum has been involved in more than 1,100 games as he enters his 39th season. Overall, he has a mark of 673-476 in his career coaching at four different schools.

Slocum came to the Mahoning Valley after a distinguished nine-

year tenure at Division II Gannon in Erie, Pa. He led the Golden Knights to a 179-78 record and six straight appearances in the NCAA Division II Tournament.

In 2000-01 and 2001-02 his squad tied for the South Division title after winning the outright crown in 1999-2000. In 2001, Gannon advanced to the GLIAC Tournament title game for the first time in school history losing to Grand Valley State.

Slocum was named the GLIAC Coach of the Year following the 1999-2000 campaign after leading the Golden Knights to a 16-3 league mark. That season his team posted a 23-5 ledger setting his personal best at the school for wins in a season and winning percentage (.821).

At Geneva, he was a consistent winner posting 20-win campaigns in his final eight seasons with the Golden Tornadoes. In his stint as head coach, he had a 203-80 overall mark for a winning percentage of .714.

Slocum's head-coaching experience began at Nyack College in Nyack, N.Y., from 1975 through 1987.

He spent 12 seasons in charge of the Warriors' program finishing with a 199-166 overall record for a .545 winning percentage. He ended his tenure strong winning at least 20 games in his final six seasons. His best campaign was a 25-8 mark in 1984-85. He was inducted into the Nyack Athletics Hall of Fame in October 2001.

Slocum is a 1975 graduate of The Kings (N.Y.) College where he earned his bachelor's degree in physical education. He earned a master's degree in athletic administration from the U.S. Sports Academy in 1987.

Jerry and his wife Kim, have a son, Aaron, a daughter, Anelli, a grandson, Aidan, and granddaughter, Aislyn.

Aaron is an assistant football coach and special education teacher at Erie Cathedral Prep while Anelli is a paralegal in Youngstown.



**The 2013-14 Youngstown State Men's Basketball Coaching Staff**





**HEAD COACH JERRY SLOCUM**



**Youngstown State Highlights | 2005-06 • 2012-13**

- In eight years YSU has had a player score at least 30 points on 13 occasions
- 10 players have signed professional basketball contracts
- Led YSU to its first consecutive winning seasons in 29 years in 2012-13 and 2011-12
- In 2012-13, Kendrick Perry was named NABC All-District First-Team, All-Horizon League First-Team and Horizon League All-Defensive Team
- Damian Eargle was named the Horizon League Defensive Player of the Year and Kamren Belin was named to the All-Newcomer Team
- Blake Allen set the YSU single-season (94) and career 3-point records (232)
- Damian Eargle broke the YSU career blocks record (309) and had 102 in 2012-13
- YSU set the school's single-season scoring record with 2,426 points
- In 2011-12, Kendrick Perry led the league in scoring and steals and became the first YSU sophomore to earn All-Horizon League First-Team honors
- Kendrick Perry was named NABC All-District Second-Team in 2011-12
- Set a Horizon League record with five different players earning the player-of-the-week award in the same season in 2011-12
- In 2011-12, YSU turned in the best win-improvement in one season from two to 10 league wins in a 10-member league
- Broke the single-season 3-pointers record with 2011-12
- Damian Eargle led the league with 116 blocks in 2011-12
- Blake Allen led the Horizon League with 91 3-pointers
- In 2010-11, Damian Eargle led the Horizon League with 91 blocked shots
- Program had a seven-win improvement from his first to second seasons
- In 2008-09, DeAndre Mays was named to the Horizon League All-Newcomer League
- Sirlester Martin ranked second in the Horizon League with 7.3 rebounds per game in 2008-09
- Vytas Sulskis was named Collegelinsider.com's 2007-08 Freshmen Mid-Major All-American
- Kamren Belin, Damian Eargle, DeAndre Mays, Vytas Sulskis and Keston Roberts all named to the Horizon League All-Newcomer Team
- John Barber, Byron Davis, Quin Humphrey and Vytas Sulskis became 1,000-point career scorers
- Quin Humphrey was named two-time first-team All-Horizon League (first time in YSU history)
- In 2006-07, earned school's first win at Kent State since December 1956
- In 2006-07, school won first postseason game since 2003
- In 2006-07, YSU won its most road games since 2000-01
- In February 2007 hosted school's first postseason game since 1995
- In 2005-06, Humphrey led the Horizon League in scoring and rebounding
- In 2005-06, Derrick Harris led the Horizon League in assists
- In 2005-06, YSU had the top statistical league leaders in all three categories

**COACH SLOCUM'S YEAR-BY-YEAR**

Year	School	Record
2012-13	YSU	18-16
2011-12	YSU	16-15
2010-11	YSU	9-21
2009-10	YSU	8-22
2008-09	YSU	11-19
2007-08	YSU	9-21
2006-07	YSU	14-17
2005-06	YSU	7-21
2004-05	Gannon	18-11
2003-04	Gannon	22-8
2002-03	Gannon	20-10
2001-02	Gannon	21-7
2000-01	Gannon	22-8
1999-00	Gannon	23-5
1998-99	Gannon	19-9
1997-98	Gannon	16-11
1996-97	Gannon	18-9
1995-96	Geneva	24-7
1994-95	Geneva	26-6
1993-94	Geneva	28-4
1992-93	Geneva	28-3
1991-92	Geneva	27-7
1990-91	Geneva	22-8
1989-90	Geneva	22-9
1988-89	Geneva	20-15
1987-88	Geneva	6-21
1986-87	Nyack	22-8
1985-86	Nyack	21-9
1984-85	Nyack	25-8
1983-84	Nyack	21-9
1982-83	Nyack	20-13
1981-82	Nyack	20-12
1980-81	Nyack	17-11
1979-80	Nyack	10-21
1978-79	Nyack	8-24
1977-78	Nyack	8-21
1976-77	Nyack	17-14
1975-76	Nyack	10-16

**Gannon Highlights | 1996-97 • 2004-05**

- School record for most victories by a head coach
- Posted at least 18 wins in eight of his nine seasons
- Has posted five 20-win seasons, including five of the last six years
- GLIAC Coach of the Year for 1999-2000 season
- Best record was a 23-5 mark in 1999-2000
- The 23 victories were the most by the school since the 1989-90 season
- Won the GLIAC Southern Division title in 1999-2000, 2000-01 and 2001-02
- The 2001 team advanced to the GLIAC postseason championship game
- Had 22 wins in 2000-01, 21 in 2001-02, 20 in 2002-03 and 22 in 2003-04
- Appeared in six consecutive NCAA Division II Tournaments
- Appeared in nine straight GLIAC postseason tournaments

**Geneva Highlights | 1987-88 • 1995-96**

- School record for highest winning percentage
- Posted 20-win seasons in each of his final eight years
- Had 28 wins on two occasions (28-3 in 1992-93 and 28-4 in 1993-94)
- Competed in the NAIA Tournament in three of his final four years
- In 1994-95, team picked up school's first NAIA Tournament win since 1956
- In 1995-96, made first trip to the NAIA Division I quarterfinals
- Won District 18 Championship in 1989-90 for first time in school's last 34 years

**Nyack Highlights | 1975-76 • 1986-87**

- School record for victories and winning percentage
- Team posted six straight 20-win seasons in his final six years
- Best record was 25-8 in 1984-85
- Took program to NAIA District 31 playoffs for six consecutive years
- Three-time District Coach of the Year





COACHING STAFF



MICHAEL WERNICKI
ASSISTANT COACH
NINTH SEASON
PITTSBURGH, 1996



ASSISTANT COACH

Ninth Season at Youngstown State

COACHING HISTORY

Youngstown State
Assistant Coach
2005-Present

Canisius
Assistant Coach
2003-05

Mercyhurst
Assistant Coach
1997-2003

EDUCATION

B.S. degree
(communication and
English writing)
Pittsburgh, '96

M.S. degree
(Sports Administration)
Canisius, '05

PLAYING HISTORY

Two-year letterwinner at Pittsburgh

PERSONAL

Born: January 30, 1973
Wife: Maura
Son: Maxwell

Assistant Coach Michael Wernicki is in his ninth year as part of the Youngstown State coaching staff. Wernicki enters his 11th year as an assistant coach on the Division I level and his 17th season overall coaching college basketball.

Besides his day-to-day coaching duties, Wernicki also serves as the program's recruiting coordinator. He assists Coach Jerry Slocum in opponent scouting, on-court coaching and helps oversee the academic progress of the Penguins' student-athletes.

Since his arrival at YSU, the Guins have had four first-team all-league selections, a defensive player of the year and five all-newcomer team honorees.

Last season, the Penguins recorded one of the most successful campaigns in the program's Division I history. Youngstown State finished with an 18-16 record, its best mark since 2000-01. The Penguins also posted back-to-back winning seasons for the first time since 1983-84 and 1984-85, signifying that the program continues to be on the rise. YSU was also 12-5 at home this past season for its most victories at Beeghly Center since 1984-85.

The CollegenInsider.com Postseason Tournament (CIT) was the Penguins' first postseason tournament since moving to Division I in 1981-82. YSU put up its best offensive effort of the season in the opening round at Beeghly Center, draining a school-record 18 3-pointers and posting a season-high 99 points in a 99-87 victory over future Horizon League member Oakland. YSU also beat Loyola just before the buzzer in the Horizon League Tournament at home in one of the top moments in any YSU sport during the year.

Kendrick Perry became just the second player in school history to repeat as an All-Horizon League First-Team selection and was named NABC All-District First Team. Damian Eargle was named the Horizon League Defensive Player of the Year, and Kamren Belin earned all-newcomer team accolades.

Blake Allen set the YSU single-season and career 3-point records with 94 and 232, respectively.

Perry and Allen also become the 33rd and 35th players in school history to score 1,000 career points.

In 2011-12, Perry was named All-Horizon League First-Team after leading the league in scoring (16.8 ppg) and steals (2.4 spg). The Guins set a school mark with 270 3-pointers made. Allen led the league with 91 3-pointers and Eargle led the league with 116 blocked shots.

In 2010-11, Vytas Sulskis averaged a team-best 13.1 points per game and became the 32nd player in school history to score at least 1,000 career points. Eargle led the Horizon League with 91 blocked shots and was named to the All-Newcomer Team.

Allen and Perry ranked first and second in the league in assist-to-turnover ratio.

In 2009-10, DeAndre Mays also became the first player since Ryan Patton to record back-to-back 100-assist seasons. Mays posted 207 assists in two years. Patton accomplished the feat in 2000-01 and 2001-02.

In 2006-07, the Penguins won 14 games, their most in six years, while finishing in a fourth-place tie in the Horizon League. Guard Quin Humphrey became the first player in school history to earn first-team all-conference honors in consecutive years.

Prior to coming to YSU, he spent two years at Canisius. While coaching with the Golden Griffins for Mike MacDonald, he served as the recruiting coordinator, assisted with on-floor coaching, monitored academic progress and scouting.

In 2004-05, Canisius ended the year with a flourish winning 10 of its final 19. While at the school, he earned a Master's Degree in Sports Administration.

Wernicki went to Canisius from Division II Mercyhurst where he spent six seasons as an assistant coach for Karl Fogel. He helped guide the Lakers to three conference tournament appearances and aided in the recruitment and development of two Freshman-of-the-Year selections and eight all-conference players. The team's best season was in 2000-01 when the Lakers won 17 games. In his final year at Mercyhurst, he coached alongside fellow YSU assistant Brian DePaoli.

A native of Erie, Pa., Wernicki played basketball for the University of Pittsburgh. During his career, the Panthers made appearances in the 1992 NIT and the 1993 NCAA Tournament.

In 1991-92, Pittsburgh posted an 18-16 record and followed that with a 17-11 mark in 1992-93. The Panthers advanced to the second round of the NIT in 1992, and in 1993, lost to Utah in the first round. Following his playing career, he spent a season as a student coach with the Panthers.

Wernicki graduated with a bachelor's degree in Communication and English Writing from Pittsburgh in 1996.

Michael and his wife Maura, a kindergarten teacher at North Elementary in East Liverpool, Ohio, and former student-athlete at John Carroll, reside in Poland with their son, Maxwell.



**COACHING STAFF**



**BRIAN DEPAOLI**  
**ASSISTANT COACH**  
**NINTH SEASON**  
**CLARION, 2000**



**ASSISTANT COACH**

Ninth Season at Youngstown State

**COACHING HISTORY**

Youngstown State  
 Assistant Coach  
 2005-Present

Gannon  
 Assistant Coach  
 2003-05

Mercyhurst  
 Assistant Coach  
 2002-03

Clarion  
 Assistant Coach  
 2000-02

**EDUCATION**

B.S. degree  
 (secondary education)  
 Clarion, '00

M.S. degree  
 (rehabilitation science)  
 Clarion, '02

**PERSONAL**

Born: July 14, 1977  
 Wife: Tera  
 Daughters: Ella and Elisia

Assistant Coach Brian DePaoli is in his ninth season as a member of the Youngstown State staff, his 10th coaching alongside Coach Jerry Slocum and 13th season overall.

DePaoli served two years at Gannon under Slocum before coming to Youngstown State prior to the 2005-06 campaign.

DePaoli handles a variety of duties for the staff, including opponent scouting, on-court coaching, recruiting and working with the post players.

Since his arrival at YSU, the Guins have had four first-team all-league selections, a defensive player of the year and five all-newcomer team honorees.

Last season, the Penguins recorded one of the most successful campaigns in the program's Division I history. Youngstown State finished with an 18-16 record, its best mark since 2000-01. The Penguins also posted back-to-back winning seasons for the first time since 1983-84 and 1984-85, signifying that the program continues to be on the rise. YSU was also 12-5 at home last season for its most victories at Beeghly Center since 1984-85.

The CollegenInsider.com Postseason Tournament (CIT) was the Penguins' first postseason tournament since moving to Division I in 1981-82. YSU put up its best offensive effort of the season in the opening round at Beeghly Center, draining a school-record 18 3-pointers and posting a season-high 99 points in a 99-87 victory over future Horizon League member Oakland. YSU also beat Loyola just before the buzzer in the Horizon League Tournament at home in one of the top moments in any YSU sport during the year.

Damian Eargle was named the Horizon League Defensive Player of the Year after leading the league in blocks for the third straight season with 102. Eargle also broke the Youngstown State career blocks record with 309, and became the 34th player in school history to score 1,000 career points.

In 2011-12, Eargle led the Horizon League in blocks for the second straight season with 116 and was named to the All-Defensive Team. Eargle also averaged 11.1 points and 7.5 rebounds per game.

In 2010-11, Eargle led the Horizon League with 91 blocked shots, averaged 11.3 points per game and was named to the All-Newcomer Team.

Vytas Sulskis averaged a team-best 13.1 points per game and became the 32nd player in school history to score at least 1,000 career points.

In 2009-10, DeAndre Mays also became the first player since Ryan Patton to record back-to-back 100-assist seasons. Mays posted 207 assists in two years. Patton accomplished the feat in 2000-01 and 2001-02.

In 2006-07, the Penguins won 14 games, their most in six years, while finishing in a fourth-place tie in the Horizon League. Guard Quin Humphrey became the first player in school history to earn first-team all-conference honors in consecutive years.

A native of Erie, Pa., he spent two years at Clarion, a season at Mercyhurst and two campaigns with the Golden Knights before following Slocum to the Mahoning Valley in April 2005. In three of those seasons as a Division II assistant, his school's appeared in the NCAA Tournament.

In his two seasons at Gannon, the program posted overall marks of 22-8 in 2003-04 and 18-11 in 2004-05 while qualifying for the NCAA Division II Tournament both years. The Golden Knights finished second in the South Division of the Great Lakes Intercollegiate Athletic Conference both years going 12-5 in 2003-04 and 11-6 in 2004-05.

At Clarion, DePaoli coached under Dr. Ron Righter and helped lead the Eagles to a 19-10 mark, a PSAC Championship, and its first-ever trip to the NCAA Division II Tournament in 2000-01. He then helped lead the Eagles to a 15-11 record in 2001-02, cumulating in another PSAC playoff berth.

He moved to Mercyhurst College in 2002-03 and helped Coach Karl Fogel guide the Lakers through the rigors of the GLIAC. In his year at Mercyhurst, he coached alongside fellow YSU assistant Michael Wernicki.

DePaoli graduated from Clarion with a bachelor's degree in secondary education in 2000 and a master's degree in rehabilitation science in 2002.

In his hometown, he has assisted the Millcreek Youth Athletic Association Boy's Basketball Program. He has also worked numerous summer camps, including those at Notre Dame, Maryland, Army, and the Eastern Invitational.

Brian and his wife Tera, who is a dentist, have two daughters, Ella and Elisia, reside in Mars, Pa.



**STEVE HALL**  
**ASSISTANT COACH**  
**SECOND SEASON**  
**VIRGINIA TECH, 1993**

Steve Hall, who spent four seasons at Duquesne, is in his second season as an assistant coach on the Youngstown State men's basketball staff.

Last season, the Penguins recorded one of the most successful campaigns in the program's Division I history. Youngstown State finished with an 18-16 record, its best mark since 2000-01. The Penguins also posted back-to-back winning seasons for the first time since 1983-84 and 1984-85, signifying that the program continues to be on the rise. YSU was also 12-5 at home this past season for its most victories at Beeghly Center since 1984-85.

The Colleg Insider.com Postseason Tournament (CIT) was the Penguins' first postseason tournament since moving to Division I in 1981-82. YSU put up its best offensive effort of the season in the opening round at Beeghly Center, draining a school-record 18 3-pointers and posting a season-high 99 points in a 99-87 victory over future Horizon League member Oakland. YSU also beat Loyola just before the buzzer in the Horizon League Tournament at home in one of the top moments in any YSU sport during the year.

Hall was named one of the top 30 mid-major assistant coaches in the nation by Hoop Scoop Magazine.

During his last two seasons at Duquesne, Hall served as the team's recruiting coordinator and was named one of the top 75 assistant coaches in the nation by Hoopscoop Magazine in 2011-12.

Hall, one of the most highly decorated high school coaches in the Detroit area in the 2000s, helped Duquesne to three postseason tournaments, including the NIT in 2008-09, the first round of the CBI in 2009-10 and the quarterfinals of the CBI in 2010-11.

In 2011-12, Hall mentored All-Atlantic-10 Third-Team and All-Defensive Team selection T.J. McConnell. McConnell averaged 11.4 points, 4.4 rebounds and 5.5 assists per game.

The Detroit, Mich., native, who won Class D state titles at Detroit Rogers in 2003, 2004 and 2005, came to Duquesne after leading Detroit Northwestern to its first Detroit Public School League (PSL) championship since 1978 in 2008.

Hall was also named coach of the year by both the Detroit News and Detroit Free Press in 2008. He was also named Coach of the Year by the Detroit News in 2002 and 2005 and Basketball Coaches Association of Michigan (BCAM) Coach of the Year in 2003 and 2004.

In addition, he was the 2002 Detroit Public School League Coach of the Year. He is one of the youngest members of the BCAM exclusive 200-win club. While coaching in the high school ranks, Hall put his knowledge of Great Lakes State basketball to work by serving as the state of Michigan editor for Hoop Scoop from 2005-08.

A consensus all-state player, he was named the Detroit High School Player of the Year by both the Detroit Free Press and Detroit Public School League Coaches Association in leading the state of Michigan in scoring with a 30.7 ppg. scoring average in 1988.

The eighth-place finisher in the voting for Michigan's Mr. Basketball, Hall began his collegiate playing career at the University of Washington (1989 and 1990) where he was an honorable-mention PAC-10 All-Freshman pick for head coach Andy Russo.

A two-year starter for the Huskies, Hall was the team's second-leading assist man as a sophomore under Lynn Nance. He then transferred to Virginia Tech where he was a two-year starter (1992 and 1993) and 1993 team co-captain under Bill Foster. He led the Hokies in 3-pointers made, 3-point percentage and 3-pointers in a game as a junior.

Hall averaged 26.7 points per game during a three-year professional career in Brazil, the Philippines, Australia and Switzerland from 1994-96 before beginning his teaching and coaching career in Detroit in 1996.

Hall completed his undergraduate degree in communication and marketing at Virginia Tech in 1993. He added a master's degree in sports administration from Wayne State in 1998.

At Detroit Cass Tech High School, Hall set the school records for most points in a career and in a single-season.



**ASSISTANT COACH**

Second Season at Youngstown State

**COACHING HISTORY**

Youngstown State  
 Assistant Coach  
 2012-Present

Duquesne  
 Assistant Coach  
 2008-12

**EDUCATION**

B.A. degree  
 (communication and marketing)  
 Virginia Tech, '93

M.S. degree  
 (sports administration)  
 Wayne State, '98

**PLAYING HISTORY**

Two-year letterwinner at Virginia Tech (1991-93)  
 Two-year letterwinner at Washington (1988-90)

**PERSONAL**

Born: Sept. 23, 1970





**KEVIN BRUINSMA**  
**DIRECTOR OF OPERATIONS**  
*First Season*  
*Spring Arbor, 2008*

Kevin Bruinsma is in his first season as the Director of Basketball Operations.

His duties include video and technology operations, team travel, serving as the summer camp liaison, and supervising team managers.

Prior to joining the YSU staff, Bruinsma served as the Director of Basketball Technology at Portland for the 2012-13 season. At Portland, Bruinsma handled the day-to-day video operations and managed the Pilot Teaching Smartboard in the newly renovated men's basketball locker room.

During a three-year tenure as graduate manager and video coordinator with Cleveland State, the Vikings won the Horizon League title in 2011, participated in two NIT Tournaments, and produced an NBA First Round Draft Pick in Norris Cole of the Miami Heat. His responsibilities with the Vikings included: all video operations, scouting, assisting with recruitment organization, assistant camp director, and academic support.

A two-sport athlete at Spring Arbor, he was part of the 2005 NCCAA National Championship team in basketball. He graduated from Spring Arbor in 2008 with a degree in secondary education. He also earned a master's degree from Cleveland State in 2012.

Kevin and his wife, Stacey Jo, reside Canfield, Ohio.



**JAMIE HALL**  
**MEDIA RELATIONS DIRECTOR**  
*17th Season*  
*Baldwin-Wallace, 1994*

Now in his 17th year with the Youngstown State Athletics Department is Assistant Sports Information Director Jamie Hall.

Hall serves as the primary media contact for the YSU men's basketball, softball and women's soccer programs and is also the secondary contact for football.

During his first 11 years at YSU, Hall served as the SID for the volleyball and women's basketball programs from 1997-2008, covering two NCAA Women's Basketball Tournament teams. He also served as the media relations contact for the 2006 Horizon League Tournament Champion softball team that earned a berth in the NCAA Regional Tournament.

He assists in the maintenance of the YSU athletics website - YSU.sports.com - and is a member of the YSU Athletics Hall of Fame Committee.

During his time at YSU, Hall has led publicity efforts for more than 50 all-conference selections, five conference players of the year, five coach-of-the-year winners, 16 academic all-district selections and three academic All-America picks.

Hall earned his bachelor's degree in 1994 with a double major in sports management and business administration from Baldwin-Wallace (Ohio), and a master's degree in sports administration from Illinois State in 1996.

Jamie resides in Canfield, Ohio, and has a daughter, Alison.



**TODD BURKEY**  
**ATHLETIC TRAINER**  
*13th Season*  
*Youngstown State, 1994*

Todd Burkey is in his 13th year with the Youngstown State Athletic Department. Burkey is in his sixth season as assistant athletic trainer after spending the previous seven years as the Guins' Strength and Conditioning Coordinator.

Burkey is the athletic trainer for the men's basketball program and assists Head Athletic Trainer John Doneyko with football and various other duties.

In the spring of 2009, Burkey assumed strength and condition responsibilities for the men's basketball program as well.

While serving as strength and conditioning coach, he developed programs for all 18 YSU sports and remodeled the Stambaugh Stadium strength complex to make it one of the most function in the Horizon League and the Missouri Valley Football Conference. He also helped create a state-of-the-art weight room in the Beeghly Center for use by the basketball programs as well as the swimming and diving and the volleyball teams.

Burkey is a National Strength and Conditioning Associated certified strength coach and NATA certified athletic trainer.


As strength and conditioning coach he produced 25 National Strength and Conditioning All-Americans.

He headed the strength and conditioning program at North Ridgeville High School before becoming an athletic trainer at the Cleveland Clinic where he worked before accepting his current position. He is a NATA Certified and Ohio Licensed Athletic Trainer and a NSCA Certified Strength and Conditioning Specialist. He also worked as an athletic trainer for Kolczun & Kolczun Sports Medicine.

A native of Greenford, Ohio, Burkey earned his degree from Youngstown State in Exercise Science in 1994 and earned a Masters in Sports Science from Ashland University in 2000. He was a student trainer on the National Championship teams in 1991 and 1993.

Todd and his wife, Justine, have two daughters Kaylin and Raegan.

**2013-14 TEAM MANAGERS**





PLAYER PROFILES



# KAMREN BELIN

# 5

SENIOR | FOWARD | 6-7 | 225

ATLANTA, GA. | WALTON HIGH SCHOOL | COWLEY COLLEGE

### CAREER BESTS

**Points**  
24 vs. Cleveland State (1/26/13)

**Rebounds**  
12 vs. James Madison (11/20/12)

**FT Made**  
6 vs. Cleveland State (1/26/13)

**FG Made**  
8 at Milwaukee (1/19/13)

**3-Pt. FG Made**  
6 at Detroit (2/1/13)

**Assists**  
4, twice  
m.r. at Duquesne (11/21/12)

**Steals**  
4 vs. Saint Francis (11/16/12)

**Blocks**  
2, five times  
m.r. vs. UIC (2/10/13)

**Minutes**  
41, twice  
m.r. vs. Canisius (3/23/13)

### 2012-13 SEASON BESTS

**Points**  
24 vs. Cleveland State (1/26/13)

**Rebounds**  
12 vs. James Madison (11/20/12)

**FT Made**  
6 vs. Cleveland State (1/26/13)

**FG Made**  
8 at Milwaukee (1/19/13)

**3-Pt. FG Made**  
6 at Detroit (2/1/13)

**Assists**  
4, twice  
m.r. at Duquesne (11/21/12)

**Steals**  
4 vs. Saint Francis (11/16/12)

**Blocks**  
2, five times  
m.r. vs. UIC (2/10/13)

**Minutes**  
41, twice  
m.r. vs. Canisius (3/23/13)

### Career Notes

- 2013-14 Preseason All-Horizon League Second-Team.
- 2013 Horizon League All-Newcomer Team.

### 2012-13 | Junior Season

Played in all 34 games and made 32 starts...Named to the Horizon League All-Newcomer Team...Averaged 11.1 points and 5.4 rebounds per game...Made 57 3-pointers and connected on 40.7 percent of 3-point attempts...His 3-point percentage ranked fifth in the Horizon League... Scored in double figures in 21 games...Had four 20-point performances...Scored in double figures in 11 straight games from Jan. 19 to Feb. 23...Averaged 15.7 points per game during that span... Had a double-double with 14 points and 11 rebounds in the second round of the CollegeInsider.com Tournament (3/23)...Just missed a double-double with 16 points and nine rebounds against Oakland in the first round of the CIT (3/19)...Scored a game-high 20 points against Wright State in second round of the Horizon League Championship (3/8)...Scored 15 points against Loyola (3/5)... Scored 15 points with three 3's against Milwaukee (2/15)...Made three 3-pointers for 11 points with six rebounds and two blocks against Loyola (2/7)...Scored 19 points and made a career-high six 3-pointers against Detroit (2/1)...Also had seven boards against the Titans ...Made three 3-pointers and scored 16 points with nine rebounds against Valparaiso (1/26)...Scored a career-high 24 points against Cleveland State (1/26)...Made four 3-pointers against the Vikings...Had 10 points against Wright State (1/23)...Posted 21 points against Milwaukee (1/19)...Scored 11 points against UIC (1/2)...Recorded double-doubles against both North Dakota State (11/19) and James Madison (11/20)...Had 15 points and 11 rebounds against the Bison and 10 points and 12 boards against the Dukes...Posted 11 points with five rebounds, four steals and two blocks against Saint Francis (Pa.) (11/16)...Scored 17 points with six rebounds against Georgia (11/12)...Made three 3-pointers and four free throw...Grabbed nine rebounds and scored six points in an 80-73 win over George Washington (11/10).

### Junior College

Played two years at Cowley Junior College...Scored 349 points and grabbed 225 rebounds for averages of 12.0 points and 7.8 rebounds per game...Shot 46 percent (128-of-276) from the floor and 49 percent from 3-point range (27-of-55)...Made 78 percent (66-of-85) of his free-throw attempts... Tallied 53 blocks in just 29 games for an average of 1.8 blocks per game...As a freshman, averaged 6.9 points and 5.9 rebounds per game, and shot 51 percent from the floor.

### High School

Averaged 12 points and 10 rebounds per game as a senior at Walton High School.



### Personal

Parents are Yvonne Holley and Curtis Belin...Has two brothers, Jaquoi and Jeron...Major is philosophy...Recipient of the 2013-14 Bill Dailey Scholarship.

## KAMREN BELIN'S CAREER STATISTICS

Year	GP-GS	MP-Avg.	FG-FGA	Pct.	3FG-FGA	Pct.	FT-FTA	Pct.	Reb.-Avg.	Fouls	Assists	Steals	Blocks	Points	Avg.
2012-13	26-0	133-5.1	9-25	.360	1-5	.200	4-7	.571	19-0.7	19	5	2	7	23	0.9
<b>Totals</b>	<b>76-0</b>	<b>525-6.9</b>	<b>33-75</b>	<b>.440</b>	<b>3-15</b>	<b>.200</b>	<b>23-32</b>	<b>.719</b>	<b>65-0.9</b>	<b>82</b>	<b>17</b>	<b>8</b>	<b>15</b>	<b>92</b>	<b>1.2</b>





**PLAYER PROFILES**



**Kamren Belin's 2012-13 Game-By-Game**

	MP	FG-A	3P-A	FT-A	Rebs	Fouls	Asts	Blks	Stls	Pts
at George Washington	30	2-6	1-3	1-2	9	5	1	1	1	6
at Georgia	30	5-9	3-6	4-5	5	3	0	1	1	17
Saint Francis (Pa.)	36	5-7	1-1	0-0	5	2	0	2	4	11
vs. North Dakota State	30	5-11	0-2	5-5	11	4	0	2	0	15
vs. James Madison	38	3-8	2-5	2-2	12	4	4	1	0	10
at Duquesne	37	3-9	0-4	1-1	4	2	4	0	1	7
Kent State	29	2-6	0-1	1-2	4	4	0	1	0	5
at Bowling Green	24	4-10	0-2	0-0	7	4	1	1	3	8
Geneva	14	2-8	0-1	2-2	6	1	1	1	0	6
Hiram	24	2-7	0-4	0-0	8	0	1	0	0	4
at USF	19	0-3	0-1	0-0	3	2	2	1	1	0
at Bethune-Cookman	19	2-5	0-0	0-0	6	4	1	1	0	4
Marygrove	18	1-5	0-0	1-1	1	1	1	0	0	3
at UIC	34	3-10	1-4	4-4	3	4	2	1	1	11
at Loyola	29	5-9	3-5	0-1	3	5	0	0	0	13
Detroit	28	1-6	0-3	0-0	5	0	1	0	0	2
at Green Bay	16	1-4	1-1	1-2	3	3	1	0	1	4
at Milwaukee	35	8-15	2-6	3-4	2	2	3	2	3	21
Wright State	26	2-7	1-4	5-6	4	4	0	1	1	10
Cleveland State	36	7-14	4-9	6-6	5	4	1	1	3	24
Valparaiso	36	6-11	3-5	1-2	9	3	2	0	1	16
at Detroit	32	6-12	6-10	1-2	7	4	2	0	0	19
at Cleveland State	37	3-10	2-5	3-3	1	4	3	1	2	11
Loyola	35	4-10	3-6	0-0	6	3	0	2	1	11
UIC	41	5-9	3-5	1-4	7	5	2	2	1	14
Milwaukee	33	5-9	3-5	2-5	7	3	3	0	1	15
Green Bay	36	4-13	2-7	2-2	3	3	3	3	0	12
Central Michigan	31	7-13	1-3	5-5	5	3	1	0	0	20
at Valparaiso	27	2-10	1-3	0-0	4	4	2	0	0	5
at Wright State	24	2-7	2-5	2-2	1	4	1	1	0	8
vs. Loyola	39	6-11	1-3	2-2	3	2	1	1	0	15
vs. Wright State	38	7-12	4-7	2-3	5	3	2	0	3	20
Oakland	38	3-7	3-5	7-8	9	4	3	1	1	16
Canisius	41	6-14	4-9	0-0	11	4	2	0	1	14





PLAYER PROFILES



# JOSH CHOJNACKI 14

SENIOR | FOWARD | 6-9 | 240

ERIE, PA. | MERCYHURST PREP



### 2012-13 | Junior Season

Played in 26 games...Scored 23 points and grabbed 19 rebounds...Had two blocks against Wright State (1/23)...Made 4-of-7 free throws...Had four points against Hiram (12/8) and Marygrove (12/29)...Grabbed a season-best four rebounds against Geneva (12/6)...Scored five points against Bowling Green (12/1), including a 3-pointer...Scored three points against North Dakota State (11/19)...Grabbed two boards against both James Madison (11/20) and Duquesne (11/21).

### 2011-12 Sophomore

Appeared in all 31 games...scored 42 points and grabbed 31 rebounds for averages of 1.4 points and 1.0 rebounds per game...Shot 47.1 percent from the field...Scored five points with five boards against Notre Dame College (11/15)...Scored a season-high six points against Detroit (2/25)...Dished out nine assists with five blocks and four steals.

### 2010-11 Freshman

Appeared in 19 games...Scored 27 points and grabbed 15 rebounds...Led team with an .846 free-throw percentage...Made 11-of-13 from the charity stripe...Shot 50 percent from the field (8-of-16)...Scored a career-high seven points against Loyola (1/1).

the  
points

### High School

Was a four-year letterwinner at Mercyhurst Prep High School...Finished as the school's second all-time leading scorer with 1,321 career points and the all-time leading rebounder with 775...Averaged 21 points and 11 rebounds as a senior...Named first-team all-state as a senior...Two-time region player of the year...Set the school's single-season rebounding record with 342 as a senior...Led Mercyhurst Prep to a 48-8 record during his junior and senior seasons, including a 25-4 mark as a senior.

### Personal

Parents are Michelle and Dan Chojnacki...Has two sisters, Amanda and Ali...major is pre-business management...Is the recipient of the 2013-14 Coach Dom Rosselli Scholarship.

### CAREER BESTS

- Points**  
7 vs. Loyola (1/1/11)
- Rebounds**  
5 vs. Notre Dame (Ohio) (11/15/11)
- FT Made**  
5 vs. Loyola (1/1/11)
- FG Made**  
2 vs. Notre Dame (Ohio) (11/15/11)
- 3-Pt. FG Made**  
1, twice  
m.r. vs. Fredonia State (12/6/11)
- Assists**  
2, twice  
m.r. vs. Geneva (12/6/12)
- Steals**  
1, three times  
m.r. vs. Notre Dame (Oh.) (11/15/11)
- Blocks**  
2, twice  
m.r. vs. Wright State (1/23/13)
- Minutes**  
19 at Samford (11/12/11)

### 2012-13 SEASON BESTS

- Points**  
5 at Bowling Green (12/1/12)
- Rebounds**  
4 vs. Geneva (12/6/12)
- FT Made**  
3 vs. NDSU (11/19/12)
- FG Made**  
2, twice  
m.r. vs. Hiram (12/8/12)
- 3-Pt. FG Made**  
1 at Bowling Green (12/1/12)
- Assists**  
2 vs. Geneva (12/6/112)
- Steals**  
1, twice  
m.r. at Bowling Green (12/1/12)
- Blocks**  
2 vs. Wright State (1/23/13)
- Minutes**  
16 at Bowling Green (12/1/12)

## JOSH CHOJNACKI'S CAREER STATISTICS

Year	GP-GS	MP-Avg.	FG-FGA	Pct.	3FG-FGA	Pct.	FT-FTA	Pct.	Reb.-Avg.	Fouls	Assists	Steals	Blocks	Points	Avg.
2012-13	26-0	133-5.1	9-25	.360	1-5	.200	4-7	.571	19-0.7	19	5	2	7	23	0.9
2011-12	31-0	298-9.6	16-34	.471	2-9	.222	8-12	.667	31-1.0	42	9	4	5	42	1.4
2010-11	19-0	94-4.9	8-16	.500	0-1	.000	11-13	.846	15-0.8	21	3	2	3	27	1.4
<b>Totals</b>	<b>76-0</b>	<b>525-6.9</b>	<b>33-75</b>	<b>.440</b>	<b>3-15</b>	<b>.200</b>	<b>23-32</b>	<b>.719</b>	<b>65-0.9</b>	<b>82</b>	<b>17</b>	<b>8</b>	<b>15</b>	<b>92</b>	<b>1.2</b>





**PLAYER PROFILES**



**Josh Chojnacki's 2011-12 Game-By-Game**

	MP	FG-A	3P-A	FT-A	Rebs	Fouls	Asts	Blks	Stls	Pts
at Samford	19	1-2	0-1	0-2	0	2	1	0	0	2
Notre Dame College	13	2-3	0-0	1-2	5	0	1	0	1	5
UC-Riverside	7	0-1	0-0	0-0	1	2	0	1	0	0
at Penn State	15	0-1	0-0	0-0	1	2	0	0	0	0
at Saint Francis (Pa.)	3	0-0	0-0	0-0	1	1	0	0	0	0
at Detroit	16	0-2	0-2	0-0	1	0	0	0	0	0
at Wright State	16	1-2	1-2	0-0	0	1	0	0	0	3
Fredonia State	7	1-2	1-1	0-0	1	1	0	1	0	3
at Buffalo	13	0-1	0-1	0-0	2	4	0	0	0	0
at Toledo	8	0-1	0-0	2-2	1	3	0	0	0	2
at Akron	3	1-1	0-0	0-0	0	0	0	0	0	2
Robert Morris	1	0-1	0-0	0-0	0	0	0	0	0	0
at Cleveland State	6	1-1	0-0	0-0	0	0	0	0	0	2
Loyola	5	1-1	0-0	0-0	0	0	0	0	0	2
UIC	13	0-1	0-0	0-0	0	2	1	0	0	0
at Valparaiso	8	0-0	0-0	0-0	1	1	2	0	0	0
at Butler	8	0-0	0-0	0-0	1	1	1	0	0	0
Milwaukee	10	0-0	0-0	0-0	2	2	1	0	0	0
Green Bay	12	0-2	0-0	1-2	4	4	1	0	0	1
Cleveland State	11	0-1	0-1	0-0	3	1	1	0	1	0
at Milwaukee	14	0-0	0-0	0-0	0	1	0	0	0	0
at UIC	6	0-0	0-0	0-0	1	0	0	0	1	0
at Loyola	10	1-1	0-0	0-0	1	0	0	0	0	2
Butler	12	1-2	0-0	0-0	0	2	0	0	0	2
Valparaiso	3	0-0	0-0	0-0	1	0	0	0	0	0
at Green Bay	18	1-1	0-0	2-2	2	2	0	0	0	4
at Austin Peay	2	0-0	0-0	0-0	0	0	0	0	0	0
Wright State	6	0-0	0-0	0-0	1	1	0	1	0	0
Detroit	12	2-3	0-1	2-2	3	2	0	0	0	6
Green Bay	12	1-2	0-0	0-0	2	3	0	2	1	2
vs. Detroit	8	2-2	0-0	0-0	0	2	0	0	0	4

**Josh Chojnacki's 2012-13 Game-By-Game**

	MP	FG-A	3P-A	FT-A	Rebs	Fouls	Asts	Blks	Stls	Pts
at George Washington	DNP									
at Georgia	DNP									
Saint Francis (Pa.)	DNP									
vs. North Dakota State	3	0-0	0-0	3-4	0	0	0	0	0	3
vs. James Madison	7	0-0	0-0	0-0	2	0	0	0	0	0
at Duquesne	4	0-1	0-1	0-0	2	0	1	0	1	0
Kent State	2	0-0	0-0	0-0	1	0	0	0	0	0
at Bowling Green	16	2-4	1-1	0-0	1	1	1	1	1	5
Geneva	12	1-4	0-0	0-0	4	0	2	1	0	2
Hiram	9	2-3	0-0	0-0	3	1	0	0	0	4
at USF	5	0-2	0-0	0-0	2	0	0	0	0	0
at Bethune-Cookman	3	0-0	0-0	0-0	0	2	0	0	0	0
Marygrove	14	2-4	0-1	0-0	3	2	0	0	0	4
at UIC	6	0-1	0-1	0-1	0	0	0	0	0	0
at Loyola	5	0-1	0-1	0-0	0	2	0	0	0	0
Detroit	9	0-0	0-0	1-2	0	0	1	0	0	0
at Green Bay	6	1-1	0-0	0-0	0	2	0	1	0	2
at Milwaukee	3	0-1	0-0	0-0	0	1	0	0	0	0
Wright State	8	0-0	0-0	0-0	0	0	0	2	0	0
Cleveland State	5	1-1	0-0	0-0	0	1	0	0	1	2
Valparaiso	1	0-0	0-0	0-0	0	0	0	1	0	0
at Detroit	DNP									
at Cleveland State	4	0-0	0-0	0-0	0	1	0	0	0	0
Loyola	DNP									
UIC	2	0-1	0-0	0-0	1	0	0	1	0	0
Milwaukee	4	0-1	0-0	0-0	0	4	0	0	0	0
Green Bay	1	0-0	0-0	0-0	0	0	0	0	0	0
Central Michigan	2	0-0	0-0	0-0	1	1	0	0	0	0
at Valparaiso	1	0-0	0-0	0-0	0	0	0	0	0	0
at Wright State	2	0-0	0-0	0-0	0	0	0	0	0	0
Loyola	1	0-0	0-0	0-0	0	0	0	0	0	0
vs. Wright State	DNP									
Oakland	DNP									
Canisius	DNP									

**Josh Chojnacki's 2010-11 Game-By-Game**

	MP	FG-A	3P-A	FT-A	Rebs	Fouls	Asts	Blks	Stls	Pts
Samford	DNP									
Buffalo	8	0-1	0-0	0-0	1	2	0	0	0	0
at Akron	9	1-1	0-0	0-0	1	3	0	0	1	2
Toledo	5	0-0	0-0	0-0	1	1	0	0	0	0
Saint Francis (Pa.)	4	1-1	0-0	0-0	0	0	0	0	0	2
at Milwaukee	1	0-0	0-0	0-0	0	1	0	0	0	0
at Green Bay	DNP									
at Robert Morris	6	1-3	0-1	0-0	0	1	0	0	0	2
Malone	1	0-0	0-0	0-0	1	1	0	0	0	0
at NC State	1	0-0	0-0	0-0	0	0	0	0	0	0
at Kent State	DNP									
UIC	DNP									
Loyola	7	1-2	0-0	5-6	4	1	0	0	0	7
at Valparaiso	4	0-0	0-0	0-0	0	0	1	2	0	0
at Butler	4	0-1	0-0	2-2	1	2	0	0	0	2
Wilberforce	12	1-2	0-0	1-2	2	3	1	0	0	3
Cleveland State	DNP									
Wright State	3	1-1	0-0	0-0	1	0	0	0	0	2
Detroit	DNP									
at Loyola	5	0-1	0-0	0-0	3	2	1	0	0	0
at UIC	7	1-1	0-0	1-1	0	2	0	0	1	3
Butler	4	0-0	0-0	0-0	0	0	0	0	0	0
Valparaiso	8	0-1	0-0	2-2	0	2	0	0	0	2
at Wright State	DNP									
at Cleveland State	DNP									
at Detroit	4	1-1	0-0	0-0	0	0	0	0	0	2
Bowling Green	DNP									
Green Bay	DNP									
Milwaukee	2	0-0	0-0	0-0	0	0	0	1	0	0
at Valparaiso	DNP									





PLAYER PROFILES



# MIKE PODOLSKY 34

SENIOR | GUARD | 6-1 | 198

CANFIELD, OHIO | CANFIELD

**CAREER BESTS**

**Points**  
4 vs. Wilberforce (1/11/11)

**Rebounds**  
4 vs. Marygrove (12/29/12)

**FT Made**  
1 vs. Valparaiso (2/11/12)

**FG Made**  
2 vs. Wilberforce (1/11/11)

**3-Pt. FG Made**  
1, five times  
m.r. at Wright State (3/2/13)

**Assists**  
1, four times  
m.r. at Wright State (3/2/13)

**Steals**  
2, twice  
m.r. vs. Geneva (12/6/12)

**Blocks**  
1 vs. Marygrove (12/29/12)

**Minutes**  
14, twice  
m.r. vs. Marygrove (12/29/12)

**2012-13 SEASON BESTS**

**Points**  
3, twice  
m.r. at Wright State (3/2/13)

**Rebounds**  
2, twice  
m.r. vs. Geneva (12/6/12)

**FT Made**  
0

**FG Made**  
1 vs. Geneva (12/6/12)

**3-Pt. FG Made**  
1, twice  
m.r. at Wright State (3/2/13)

**Assists**  
1, twice  
m.r. at Wright State (3/2/13)

**Steals**  
2 vs. Geneva (12/6/12)

**Blocks**  
1 vs. Marygrove (12/29/12)

**Minutes**  
14, twice  
m.r. vs. Marygrove (12/29/12)

**2012-13 | Junior Season**

Played in 16 games...Scored eight points and grabbed 16 rebounds...Averaged 0.5 points and 1.0 rebounds per game...Made a 3-pointer against Wright State (3/2)...Recorded a career-high four rebounds and scored three points against Marygrove (12/29)...Scored two points with two steals and two rebounds against Geneva (12/6)...Grabbed two rebounds against Bowling Green (12/1)...Played two minutes against Georgia (11/12).

**2011-12 | Sophomore Season**

Appeared in 20 games...Scored seven points with seven rebounds, three steals and an assist...Scored three points against UIC (1/7) and Wright State (2/23)...Nailed a 3-pointer and grabbed three rebounds against the Raiders...Shot 33.3 percent from the field.

**2010-11 | Freshman Season**

Appeared in six games...Scored seven points for an average of 1.7 points per game...made 3-of-9 shooting from the field...Made a 3-pointer against Saint Francis (11/27)...Scored a career-best four points against Wilberforce (1/11)...Grabbed three rebounds, including two against UIC (1/29).

**High School**

Was a three-year letterwinner at Canfield High School...Named team captain as a senior...Finished his career as Canfield's second-leading all-time scorer with 940 points...Set the school's single-game records for most points with 41 and most field goals with 17...Named honorable mention all-state as a senior...First-team all-Northeast Ohio as a senior...Two-time first-team all-conference selection.

**Personal**

Parents are Denise and Dave Podolsky...Has a brother, Alan, and a sister, Jackie, who plays on the YSU women's soccer team...Major is finance...Recipient of the 2013-14 Donald W. Folkwein Scholarship and the 2013-14 James and Barbara Gellar Scholarship.



**MIKE PODOLSKY'S CAREER STATISTICS**

Year	GP-GS	MP-Avg.	FG-FGA	Pct.	3FG-FGA	Pct.	FT-FTA	Pct.	Reb.-Avg.	Fouls	Assists	Steals	Blocks	Points	Avg.
2012-13	16-0	70-4.4	3-18	.167	2-8	.250	0-3	.000	16-1.0	4	3	2	1	8	0.5
2011-12	20-0	75-3.8	2-6	.333	2-6	.333	1-4	.250	7-0.4	4	1	3	0	7	0.4
2010-11	6-0	21-3.5	3-9	.333	1-5	.200	0-0	.000	3-0.5	3	1	2	0	7	1.2
<b>Totals</b>	<b>42-0</b>	<b>166-4.0</b>	<b>8-33</b>	<b>.242</b>	<b>5-19</b>	<b>.263</b>	<b>1-7</b>	<b>.143</b>	<b>26-0.6</b>	<b>11</b>	<b>5</b>	<b>7</b>	<b>1</b>	<b>22</b>	<b>0.5</b>





**Mike Podolsky's 2012-13 Game-By-Game**

	MP	FG-A	3P-A	FT-A	Rebs	Fouls	Asss	Blks	Stls	Pts
at George Washington	DNP									
at Georgia	2	0-0	0-0	0-0	0	0	0	0	0	0
Saint Francis (Pa.)	1	0-0	0-0	0-0	0	0	0	0	0	0
vs. North Dakota State	2	0-0	0-0	0-0	0	1	0	0	0	0
vs. James Madison	DNP									
at Duquesne	DNP									
Kent State	DNP									
at Bowling Green	6	0-2	0-1	0-0	2	0	0	0	0	0
Geneva	14	1-5	0-3	0-0	2	0	1	0	2	2
Hiram	8	0-2	0-0	0-1	3	0	0	0	0	0
at USF	1	0-0	0-0	0-0	1	0	0	0	0	0
at Bethune-Cookman	DNP									
Marygrove	14	1-7	1-2	0-0	4	1	1	1	0	3
at UIC	DNP									
at Loyola	DNP									
Detroit	6	0-0	0-0	0-2	2	0	0	0	0	0
at Green Bay	2	0-1	0-1	0-0	0	0	0	0	0	0
at Milwaukee	DNP									
Wright State	DNP									
Cleveland State	DNP									
Valparaiso	DNP									
at Detroit	DNP									
at Cleveland State	DNP									
Loyola	DNP									
UIC	DNP									
Milwaukee	1	0-0	0-0	0-0	1	0	0	0	0	0
Green Bay	DNP									
Central Michigan	1	0-0	0-0	0-0	0	0	0	0	0	0
at Valparaiso	4	0-0	0-0	0-0	2	2	0	0	0	0
at Wright State	7	1-1	1-1	0-0	0	1	1	0	0	3
Loyola	1	0-0	0-0	0-0	0	0	0	0	0	0
vs. Wright State	DNP									
Oakland	DNP									
Canisius	DNP									

**Mike Podolsky's 2011-12 Game-By-Game**

	MP	FG-A	3P-A	FT-A	Rebs	Fouls	Asss	Blks	Stls	Pts
at Samford	1	0-0	0-0	0-0	0	0	0	0	0	0
Notre Dame (Ohio)	4	0-0	0-0	0-0	0	0	0	0	1	0
UC-Riverside	DNP									
at Penn State	DNP									
at Saint Francis (Pa.)	DNP									
at Detroit	DNP									
at Wright State	DNP									
Fredonia State	8	0-1	0-1	0-2	0	0	0	0	0	0
at Buffalo	DNP									
at Toledo	1	0-0	0-0	0-0	0	0	0	0	0	0
at Akron	3	0-0	0-0	0-0	0	0	0	0	0	0
Robert Morris	5	0-0	0-0	0-0	0	1	0	0	0	0
at Cleveland State	DNP									
Loyola	DNP									
UIC	2	1-2	1-2	0-0	0	0	0	0	0	3
at Valparaiso	DNP									
at Butler	4	0-1	0-1	0-0	0	0	0	0	0	0
Milwaukee	4	0-0	0-0	0-0	1	0	0	0	0	0
Green Bay	2	0-0	0-0	0-0	0	0	0	0	2	0
Cleveland State	2	0-0	0-0	0-0	0	0	0	0	0	0
at Milwaukee	DNP									
at UIC	DNP									
at Loyola	9	0-0	0-0	0-0	0	0	0	0	0	0
Butler	1	0-0	0-0	0-0	1	0	0	0	0	0
Valparaiso	5	0-0	0-0	1-2	1	2	0	0	0	1
at Green Bay	2	0-0	0-0	0-0	0	0	0	0	0	0
at Austin Peay	3	0-0	0-0	0-0	1	1	0	0	0	0
Wright State	11	1-1	1-1	0-0	3	0	0	0	0	3
Detroit	6	0-1	0-1	0-0	0	0	0	0	0	0
Green Bay	1	0-0	0-0	0-0	0	0	0	0	0	0
vs. Detroit	1	0-0	0-0	0-0	0	0	0	0	0	0

**Mike Podolsky's 2010-11 Game-By-Game**

	MP	FG-A	3P-A	FT-A	Rebs	Fouls	Asss	Blks	Stls	Pts
Samford	DNP									
Buffalo	DNP									
at Akron	DNP									
Toledo	DNP									
Saint Francis (Pa.)	2	1-1	1-1	0-0	0	1	0	0	0	3
at Milwaukee	DNP									
at Green Bay	DNP									
at Robert Morris	3	0-2	0-1	0-0	0	0	0	0	0	0
Malone	DNP									
at NC State	1	0-0	0-0	0-0	0	0	0	0	0	0
at Kent State	DNP									
UIC	DNP									
Loyola	5	0-1	0-1	0-0	0	0	0	0	1	0
at Valparaiso	DNP									
at Butler	DNP									
Wilberforce	6	2-5	0-2	0-0	1	2	0	0	1	4
Cleveland State	DNP									
Wright State	DNP									
Detroit	DNP									
at Loyola	DNP									
at UIC	4	0-0	0-0	0-0	2	0	1	0	0	0
Butler	DNP									
Valparaiso	DNP									
at Wright State	DNP									
at Cleveland State	DNP									
at Detroit	DNP									
Bowling Green	DNP									
Green Bay	DNP									
Milwaukee	DNP									
at Valparaiso	DNP									





PLAYER PROFILES



# KENDRICK PERRY 3

SENIOR | GUARD | 6-0 | 175

OCOEE, FLA. | EDGEWATER

CAREER BESTS

**Points**  
34 vs. North Dakota St. (11/19/12)

**Rebounds**  
11 vs. Valparaiso (1/30/13)

**FT Made**  
10, twice  
vs. Kent State (11/28/12)

**FG Made**  
13 vs. North Dakota St. (11/19/12)

**3-Pt. FG Made**  
6 vs. Oakland (3/19/13)

**Assists**  
10 at Buffalo (12/10/11)

**Steals**  
7 at Loyola (2/5/12)

**Blocks**  
2, twice  
m.r. at Cleveland State (2/5/13)

**Minutes**  
51 vs. UIC (2/10/13)

2012-13 SEASON BESTS

**Points**  
34 vs. North Dakota St. (11/19/12)

**Rebounds**  
11 vs. Valparaiso (1/30/13)

**FT Made**  
10, twice  
vs. Kent State (11/28/12)

**FG Made**  
13 vs. North Dakota St. (11/19/12)

**3-Pt. FG Made**  
6 vs. Oakland (3/19/13)

**Assists**  
8 vs. Geneva (12/6/12)

**Steals**  
6 at Green Bay (1/17/13)

**Blocks**  
2, twice  
m.r. at Cleveland State (2/5/13)

**Minutes**  
51 vs. UIC (2/10/13)

Career Notes

- Named the 2014 Horizon League Preseason Player of the Year.
- Named 2013-14 Horizon League Preseason Player of the Year by Midmajormadness.com
- Named 2013-14 Horizon League Preseason Player of the Year by Blue Ribbon Sports.
- Named Top Ten Mid-Major Point Guards to Watch in 2013-14 by MidMajorMadness.com.
- Named 2013-14 Horizon League Preseason Top Player by TheHoopsReport.com
- Ranked #17 on Bleacher Reports Top 20 Mid-Major Stars in 2013-14.
- Named to 2013 Cousy Award Watch List.
- Named the 2013 YSU/Vindicator Male Athlete of the Year.
- 2013 NABC First-Team All-District selection.
- 2013 All-Horizon League First-Team pick.
- 2013 Academic All-Horizon League.
- 2012 All-Horizon League First-Team selection.
- 2012 NABC All-District Second-Team choice.
- Ranks 3rd all-time with 170 career steals (school record is 182).
- Ranks 5th with 365 career assists.
- Ranks 8th with 139 career 3-pointers made.
- Ranks tied for 9th with 314 career free throws made.
- Ranks 17th all-time in scoring with 1,309 career points.
- First YSU player to garner back-to-back First-Team All-HL honors since Quin Humphrey in 2005-06 and 2006-07.

2012-13 | JUNIOR SEASON

Selected National Association of Basketball Coaches (NABC) All-District First Team...Named All-Horizon League First-Team...Played in 30 games and started 29...Ranked second in the Horizon League with 17.3 points per game...Tied for the league lead with 1.9 steals per game...Ranked fifth in the Horizon League with a .845 free-throw percentage, sixth with 4.1 assists per game and 10th with 5.5 rebounds per game...Scored in double figures 25 times, had 10 20-point performances and two 30-point efforts... Scored 20 points against Canisius in the second round of the Collegelnsider.com Tournament (3/23)...Scored 31 points and made a career-best six 3-pointers against Oakland (3/19)...Had 28 points with 8 rebounds, five assists and three steals against Milwaukee (2/15)...Scored a game-high 29 points in triple-overtime loss to UIC (2/10)...Had four 3's, including one with 0.1 seconds left to force double-overtime...Had 18 points with four assists, three steals against Loyola (2/7)...Scored 22 points against Detroit (2/1)...Had a double-double with 28 points and a career-high 11 rebounds against Valparaiso (1/30)...Posted a double-double with 14 points and 10 rebounds against Wright State (1/23)...Also had five assists against the Raiders... Scored 21 points with six rebounds and a season-high six steals against Green Bay (1/17)...Had 18 points and hit the game-winning shot with four seconds left in 68-66 win at Loyola (1/5)...Scored 19 points with nine rebounds, three assists and three steals against UIC (1/2)...Scored the 1,000th point of his career with 17 against Marygrove (12/29)...Became the 33rd YSU player to do so...Just missed a triple-double with 15 points, eight rebounds and seven assists against Bethune-Cookman

## KENDRICK PERRY'S CAREER STATISTICS

Year	GP-GS	MP-Avg.	FG-FGA	Pct.	3FG-FGA	Pct.	FT-FTA	Pct.	Reb.-Avg.	Fouls	Assists	Steals	Blocks	Points	Avg.
2012-13	30-29	1061-35.4	158-359	.440	50-140	.357	153-181	.845	164-5.5	82	122	56	13	519	17.3
2011-12	31-31	1079-34.8	177-367	.482	54-152	.355	113-160	.706	101-3.3	58	121	74	8	521	16.8
2010-11	30-23	876-29.2	93-223	.417	35-111	.315	48-71	.676	108-3.6	81	122	40	5	269	9.0
<b>Totals</b>	<b>91-83</b>	<b>3016-33.1</b>	<b>428-949</b>	<b>.451</b>	<b>139-403</b>	<b>.345</b>	<b>314-512</b>	<b>.762</b>	<b>373-4.1</b>	<b>221</b>	<b>365</b>	<b>170</b>	<b>26</b>	<b>1309</b>	<b>14.4</b>







(12/21)...Scored 15 points against USF (12/18)...Dished out a season-high eight assists against Geneva (12/6)...Scored a game-high 26 points against Kent State (11/28)...Made 10-of-11 free throws against the Flashes...Posted 15 points with five assists against Duquesne (11/20)...Scored a career-high 34 points against North Dakota State (11/19)...Made a career-best 13 field goals against the Bison... Led the team with 19 points and seven rebounds against Saint Francis (Pa.)... Made 6-of-12 from the floor...Posted 23 points with six rebounds, five assists and four steals against Georgia (11/12)...Made 6-of-12 from the field and 10-of-11 from the free throw line.

## 2011-12 | SOPHOMORE SEASON

Started all 31 games...Led the team and Horizon League in scoring at 16.8 points per game...Named First-Team All-Horizon League... Led the league in scoring and steals in league play...Named NABC All-District Second-Team...Set the YSU single-season steals record with 74...Scored in double figures 27 times, including nine 20-point outings, and 13 straight games to end the season...Averaged 20.2 points, 3.5 assists and 3.2 rebounds per game during that span...Also shot 57 percent (9-of-158) from the field, 43.1 percent (28-of-65) from 3-point range and 76.4 percent (55-of-72) from the free-throw line...Made a career-best 54 3-pointers and ranked ninth in the HL with 1.7 3-pointers made per game...Ranked tied for first in the Horizon League with a 1.9 assist-to-turnover ratio...Led the league with 34.8 minutes played...Ranked second in league in steals per game but lead the league in total number of steals...Poured in 18 points against Detroit in the second-round of the HL Tournament...Scored 15 points in first round HL Tourney game against Green Bay (2/28)...Scored a game-high 23 points on 8-of-11 shooting and tallied three steals against Wright State (2/23)...Poured in 20 points on 8-of-14 shooting with four 3-pointers against Austin Peay (2/18)...Scored 17 points against Green Bay (2/14)...Connected on 6-of-11 shooting from the floor, including three 3-pointers, and 8-of-10 from the free-throw line against Valparaiso (2/11)...Scored 23 points on 8-of-17 shooting against Butler (2/5)...Named Horizon League Player of the Week (Feb. 6)...Scored 28 points on a career-best 11-of-14 field goals against Loyola (2/5)...Dished out six assists and swiped a career-high seven steals against the Ramblers...Became the first player since 2002 to post at least six steals in a game...Made 7-of-15 shooting from the floor and scored 19 points against UIC (2/2)...Scored a career-high 30 points on 9-of-16 shooting, including four 3-pointers, against Milwaukee (1/31)...Became the first sophomore to score at least 30 points since 1992...Made a career-best eight free throws against the Panthers...Scored 15 points with six assists against Green Bay (1/22)...Dropped in 16 points and dished out four assists against Valparaiso (1/13)...Posted 14 points with a season-high seven rebounds, six assists and four steals against UIC (1/7)...Connected on 6-of-9 from the field for 13 points with six boards and four assists against Loyola (1/5)...Scored a team-high 18 points on 7-of-15 shooting with four 3-pointers against Robert Morris (12/22)...Posted 19 points with assists against Toledo (12/17)...Recorded his second career double-double with 18 points and a career-high 10 assists against Buffalo (12/10)... Scored 13 points with four assists against Detroit (12/1)...Led the team with 12 points against Saint Francis (Pa.) (11/23)...Posted 23 points on 6-of-16 shooting, including tying a career-high five 3-pointers, against Penn State (11/23)...Scored 10 points against UC-Riverside (11/18)...Posted 18 points with three 3-pointers and five assists against Notre Dame College (11/15)...Scored 28 points on 9-of-17 shooting from the field against Samford (11/12)...Made four 3-pointers against the Bulldogs...Also dished out four assists and collected four steals.

## 2010-11 | FRESHMAN

Appeared in all 30 games and made 23 starts... Scored 269 points with 108 rebounds, a team-high 122 assists and 40 steals...Averaged nine points, 3.6 re-

bounds and 4.1 assists per game...Ranked fourth in the Horizon League in assists per game and second in the league with a 2.1 assist-to-turnover ratio...Scored in double figures in 15 games with a career-high 21-point performance against Loyola (1/27)...Made 9-of-13 field-goal attempts with three 3-pointers, five rebounds and seven assists against the Ramblers...Scored 19 points in a 91-63 win over Saint Francis (Pa.)...Hit the game-winning 3-pointer and scored 14 points in a 62-60 win over Butler (2/3)...Scored 15 points with five rebounds, five assists and hit the game-tying jumper at the end of regulation against Valparaiso (2/5)...Dished out seven assists and scored 16 points against Wright State (2/7)... Recorded a career-high nine assists against Bowling Green (2/19)...Hit a career-best five 3-pointers and scored 19 points against Green Bay (2/24)...Averaged 13.3 points, 4.1 rebound and five assists per game over the last 12 games...Shot 49.2 percent (58-of-118) from the field and 36.5 percent (19-of-52) from 3-point range during that span.

## HIGH SCHOOL

Was a three-year letterwinner and two-time captain at Edgewater High School... Was a first-team all-area and all-metro area selection...Helped Edgewater to the FHSAA District 6A-4 Championship.

## PERSONAL

Parents are Deborah and Aubrey Perry, Jr....Has a brother Aubrey (Tre)...Major is criminal justice...Recipient of the 2013-14 Olga D. and Joseph Malmisur Scholarship.





**Kendrick Perry's 2012-13 Game-By-Game**

	MP	FG-A	3P-A	FT-A	Rebs	Fouls	Asts	Blks	Stls	Pts
at George Washington	26	0-9	0-2	3-4	4	4	4	0	1	3
at Georgia	39	6-12	1-3	10-11	6	4	5	1	4	23
Saint Francis (Pa.)	36	6-12	1-3	6-6	7	4	3	1	2	19
vs. North Dakota State	36	13-25	4-9	4-5	8	3	3	1	0	34
vs. James Madison	38	5-13	2-6	0-0	2	3	5	0	1	12
at Duquesne	34	4-14	2-4	5-6	1	2	5	0	1	15
Kent State	41	7-17	2-6	10-11	2	4	3	0	0	26
at Bowling Green	31	2-6	0-0	4-6	7	3	2	1	0	8
Geneva	24	4-7	1-3	2-2	5	0	8	0	0	11
Hiram	28	3-11	0-6	6-6	4	0	7	0	3	12
at USF	33	5-12	4-8	1-2	3	5	3	2	0	15
at Bethune-Cookman	37	3-9	0-2	9-12	8	1	7	2	3	15
Marygrove	20	7-12	3-6	0-0	6	0	6	0	4	17
at UIC	40	7-12	1-2	4-5	9	1	3	0	3	19
at Loyola	40	5-10	0-2	8-8	4	2	3	0	1	18
Detroit	22	3-9	1-3	2-3	2	4	3	0	1	9
at Green Bay	38	6-15	2-6	7-8	6	4	2	1	6	21
at Milwaukee	40	2-6	0-3	2-2	8	2	5	0	2	6
Wright State	40	4-9	1-6	5-6	10	1	5	0	2	14
Cleveland State	35	4-8	1-2	8-8	2	2	4	0	4	17
Valparaiso	38	8-12	4-7	8-11	11	3	2	0	2	28
at Detroit	40	6-12	2-7	8-9	2	4	3	0	2	22
at Cleveland State	39	2-7	0-1	1-2	5	4	4	2	2	5
Loyola	37	5-10	1-4	7-7	5	3	4	0	3	18
UIC	51	8-24	4-11	9-11	6	4	5	1	0	29
Milwaukee	37	11-16	3-5	3-5	8	1	5	0	3	28
Green Bay	35	3-9	0-3	7-8	2	4	3	1	3	13
Central Michigan	DNP									
at Valparaiso	DNP									
at Wright State	DNP									
vs. Loyola	DNP									
vs. Wright State	25	4-7	1-1	2-4	6	4	0	0	0	11
Oakland	38	9-18	6-10	7-7	8	2	5	0	2	31
Canisius	43	6-15	3-9	5-6	7	4	5	0	1	20

**Kendrick Perry's 2011-12 Game-By-Game**

	MP	FG-A	3P-A	FT-A	Rebs	Fouls	Asts	Blks	Stls	Pts
at Samford	38	9-17	4-7	6-8	3	3	4	0	4	28
Notre Dame College	31	4-10	3-5	7-9	3	3	5	0	3	18
UC-Riverside	35	2-13	0-5	6-10	2	3	2	0	2	10
at Penn State	38	6-16	5-8	6-6	1	2	3	0	1	23
at Saint Francis (Pa.)	33	3-9	1-3	5-8	5	2	3	1	1	12
at Detroit	40	4-10	1-5	4-8	5	4	4	1	1	13
at Wright State	36	2-11	0-6	5-7	1	0	5	0	2	9
Fredonia State	25	5-9	1-2	1-2	5	1	1	0	3	12
at Buffalo	37	7-18	3-9	1-2	4	2	10	0	4	18
at Toledo	34	7-17	2-7	3-3	3	1	5	0	1	19
at Akron	32	4-11	0-5	0-1	2	1	5	0	2	8
Robert Morris	38	7-15	4-8	0-1	2	2	2	1	3	18
at Cleveland State	36	3-5	0-1	2-3	1	0	5	0	2	8
Loyola	41	6-9	0-2	1-3	6	2	4	1	2	13
UIC	31	5-9	1-4	3-4	7	1	6	0	4	14
at Valparaiso	27	6-11	1-3	3-3	1	4	4	0	1	16
at Butler	34	4-12	0-5	2-4	4	1	3	1	2	10
Milwaukee	30	3-7	0-2	3-6	5	2	4	0	2	9
Green Bay	26	6-10	2-4	1-2	3	0	6	0	2	15
Cleveland State	37	4-11	1-6	1-2	3	1	2	0	3	10
at Milwaukee	36	9-16	4-8	8-11	3	2	4	0	2	30
at UIC	38	7-15	2-8	3-3	2	3	2	0	2	19
at Loyola	33	11-14	2-4	4-4	1	1	6	1	7	28
Butler	39	8-17	1-6	6-8	4	5	2	0	2	23
Valparaiso	33	6-11	3-5	8-10	4	4	3	1	3	23
at Green Bay	40	5-9	1-2	6-8	4	2	2	0	2	17
at Austin Peay	35	8-14	4-7	0-0	3	3	3	0	3	20
Wright State	39	8-11	2-4	5-7	2	0	5	1	3	23
Detroit	38	6-11	3-5	7-8	3	0	4	0	2	22
Green Bay	33	5-8	2-3	3-4	5	0	2	0	2	15
vs. Detroit	37	7-11	1-3	3-5	4	3	5	0	1	18



**Kendrick Perry's 2010-11 Game-By-Game**

	MP	FG-A	3P-A	FT-A	Rebs	Fouls	Asts	Blks	Stls	Pts
Samford	30	2-6	1-5	1-2	2	3	4	1	1	6
Buffalo	29	2-3	0-1	4-5	4	4	4	0	1	8
at Akron	42	4-10	3-6	0-1	2	0	5	0	2	11
Toledo	35	4-7	2-5	2-4	1	2	6	1	1	12
Saint Francis (Pa.)	31	6-11	4-6	3-4	5	2	5	0	2	19
at Milwaukee	18	0-2	0-2	0-0	1	3	2	1	1	0
at Green Bay	35	4-6	0-1	2-2	5	2	2	0	3	10
at Robert Morris	19	1-5	1-4	0-1	3	4	2	0	2	3
Malone	37	0-5	0-3	0-0	7	2	5	0	3	0
at NC State	17	0-2	0-0	0-0	1	2	0	0	1	0
at Kent State	38	5-12	3-7	0-0	5	3	5	1	2	13
UIC	21	1-5	1-4	0-0	3	4	1	0	1	3
Loyola	20	0-6	0-2	2-2	2	3	3	0	1	2
at Valparaiso	18	1-6	0-2	0-0	2	2	2	0	1	2
at Butler	16	0-3	0-3	0-0	2	0	5	0	1	0
Wilberforce	22	3-8	1-3	6-10	10	3	7	1	1	13
Cleveland State	21	1-2	0-0	4-4	2	3	1	0	0	6
Wright State	21	1-6	0-5	0-0	2	1	3	0	0	2
Detroit	31	4-8	2-4	3-4	5	4	3	0	2	13
at Loyola	38	9-16	3-6	0-0	5	1	7	0	0	21
at UIC	15	2-5	0-1	0-0	1	5	4	0	0	4
Butler	38	6-13	2-7	0-0	5	1	3	0	1	14
Valparaiso	33	6-8	0-2	3-4	5	4	5	0	1	15
at Wright State	36	5-6	2-3	4-4	2	3	7	0	0	16
at Cleveland State	37	3-5	1-2	1-2	1	3	7	0	2	8
at Detroit	35	3-8	1-5	6-9	9	4	5	0	1	13
Bowling Green	39	3-9	1-4	0-3	3	1	9	0	5	7
Green Bay	40	6-13	5-7	2-4	3	4	2	0	2	19
Milwaukee	32	5-12	1-5	2-2	3	4	3	0	1	13
at Valparaiso	33	6-15	1-6	3-4	7	4	5	0	1	16





**PLAYER PROFILES**



# SHAWN AMIKER

# 4

JUNIOR | FORWARD | 6-5 | 185

OAK PARK, MICH. | FERNDALE HIGH SCHOOL

**CAREER BESTS**

**Points**  
12, twice  
m.r. vs. Hiram (12/8/12)  
**Rebounds**  
9 vs. Loyola (3/5/13)  
**FT Made**  
4, three times  
m.r. vs. Hiram (12/8/12)  
**FG Made**  
5 vs. Saint Francis (Pa.) (11/16/12)  
**3-Pt. FG Made**  
2 at Duquesne (11/21/12)  
**Assists**  
5 vs. Geneva (12/6/12)  
**Steals**  
2 vs. Geneva (12/6/12)  
**Blocks**  
1, six times  
m.r. at Valparaiso (2/26/13)  
**Minutes**  
43 vs. North Dakota St. (11/19/12)

**2012-13 SEASON BESTS**

**Points**  
12, twice  
m.r. vs. Hiram (12/8/12)  
**Rebounds**  
9 vs. Loyola (3/5/13)  
**FT Made**  
4, three times  
m.r. vs. Hiram (12/8/12)  
**FG Made**  
5 vs. Saint Francis (Pa.) (11/16/12)  
**3-Pt. FG Made**  
2 at Duquesne (11/21/12)  
**Assists**  
5 vs. Geneva (12/6/12)  
**Steals**  
2 vs. Geneva (12/6/12)  
**Blocks**  
1, four times  
m.r. at Valparaiso (2/26/13)  
**Minutes**  
43 vs. North Dakota St. (11/19/12)

**2012-13 | SOPHOMORE**

Appeared in 33 games and made 19 starts...Averaged 5.4 points and 2.8 rebounds per game...Reach double figures on six occasions...Scored nine points with a career-high nine rebounds in a 62-60 win over Loyola (3/5)...Came off the bench to score nine points against Valparaiso (1/30)...Tied a career high with 12 points against Hiram (12/8)...Scored 10 points with a career-best five assists against Geneva (12/6)...Made two 3-pointers and scored 10 points against Duquesne (11/21)...Posted 12 points against James Madison (11/20)...Scored 11 points on 5-of-8 shooting from the floor against Saint Francis (Pa.)...Grabbed five rebounds against Georgia (11/12)...Scored a career-high 10 points with five rebounds in first career start against George Washington (11/10)...Made 4-of-6 from the free-throw line.

**2011-12 | REDSHIRT FRESHMAN**

Appeared in all 31 games...Scored 50 points for an average of 1.6 points per game...Grabbed 37 rebounds with six assists, two blocks and 3 steals...Shot 44.2 percent (19-of-43) from the floor...Scored four points with three rebounds against Green Bay (1/22)...Scored four points against Toledo (12/17)...Posted five points and grabbed five rebounds against Detroit (12/1)...Came off the bench and scored four points against Saint Francis (Pa.) (11/26)...Scored four points against Notre Dame College (11/15)...Played two minutes against Samford (11/12).

**2010-11 | FRESHMAN**

Redshirted.

**HIGH SCHOOL**

Was a two-year letterwinner at Ferndale High School...Averaged 18.7 points, seven rebounds and three assists per game as a senior...Led Ferndale to an undefeated regular season and a conference title...Named team MVP...Garnered first-team all-conference honors...Coach was Tom Staton.



**PERSONAL**

Parents are Adiedra and Shawn Amiker, Sr...Has a brother, Shelton, and a sister, Sydney...Major is criminal justice...Recipient of the 2013-14 Robert G. Camardo, Sr. Scholarship.

**SHAWN AMIKER'S CAREER STATISTICS**

Year	GP-GS	MP-Avg.	FG-FGA	Pct.	3FG-FGA	Pct.	FT-FTA	Pct.	Reb.-Avg.	Fouls	Assists	Steals	Blocks	Points	Avg.
2012-13	33-19	634-19.2	64-128	.500	2-13	.154	47-78	.603	93-2.8	73	35	14	4	177	5.4
2011-12	31-0	241-7.8	19-43	.442	0-4	.000	12-27	.444	37-1.2	38	6	3	2	50	1.6
<b>Totals</b>	<b>64-19</b>	<b>875-13.7</b>	<b>83-171</b>	<b>.485</b>	<b>2-17</b>	<b>.118</b>	<b>59-105</b>	<b>.562</b>	<b>130-2.0</b>	<b>111</b>	<b>41</b>	<b>17</b>	<b>6</b>	<b>227</b>	<b>3.5</b>





**Shawn Amiker's 2012-13 Game-By-Game**

	MP	FG-A	3P-A	FT-A	Rebs	Fouls	Asts	Blks	Stls	Pts
at George Washington	29	3-7	0-0	4-6	5	3	1	0	1	10
at Georgia	22	2-5	0-1	0-0	5	3	0	0	0	4
Saint Francis (Pa.)	30	5-8	0-1	1-2	5	2	1	0	1	11
vs. North Dakota State	43	4-8	0-1	0-2	5	4	4	0	1	8
vs. James Madison	29	4-7	0-0	4-6	5	3	2	1	0	12
at Duquesne	17	4-6	2-4	0-3	2	4	1	0	1	10
Kent State	26	2-3	0-0	3-3	5	4	2	0	1	7
at Bowling Green	13	2-4	0-0	2-3	1	3	0	0	1	6
Geneva	19	4-6	0-1	2-2	4	0	5	1	2	10
Hiram	24	4-4	0-0	4-6	5	1	2	0	0	12
at USF	17	4-9	0-0	0-0	3	2	0	0	0	8
at Bethune-Cookman	25	1-5	0-0	3-4	4	3	0	0	0	5
Marygrove	19	4-9	0-1	1-2	5	1	0	1	1	9
at UIC	17	0-0	0-0	2-2	0	2	1	0	1	2
at Loyola	33	2-5	0-0	1-4	5	2	3	0	0	5
Detroit	17	1-2	0-1	1-3	2	1	0	0	0	3
at Green Bay	22	1-3	0-0	1-2	4	5	1	0	1	3
at Milwaukee	6	0-0	0-0	0-0	1	0	1	0	0	0
Wright State	16	1-2	0-0	0-1	2	4	0	0	0	2
Cleveland State	8	0-2	0-1	0-0	1	0	0	0	0	0
Valparaiso	14	3-5	0-1	3-4	0	1	1	0	0	9
at Detroit	9	2-2	0-0	0-0	1	1	2	0	0	4
at Cleveland State	DNP									
Loyola	5	0-0	0-0	3-4	1	1	0	0	0	3
UIC	14	0-1	0-0	2-2	3	1	0	0	0	2
Milwaukee	11	0-1	0-1	2-4	3	1	1	0	2	2
Green Bay	6	0-0	0-0	0-0	0	0	0	0	0	0
Central Michigan	15	3-3	0-0	1-1	1	0	1	0	1	7
at Valparaiso	24	3-6	0-0	2-2	3	5	1	1	0	8
at Wright State	28	0-3	0-0	3-4	1	4	3	0	0	3
Loyola	35	4-8	0-0	1-2	9	3	1	0	0	9
vs. Wright State	14	0-2	0-0	0-2	1	1	0	0	0	0
Oakland	14	1-2	0-0	0-0	1	5	1	0	0	2
Canisius										

**Shawn Amiker's 2011-12 Game-By-Game**

	MP	FG-A	3P-A	FT-A	Rebs	Fouls	Asts	Blks	Stls	Pts
at Samford	2	0-1	0-1	0-0	0	0	0	0	0	0
Notre Dame College	2	2-2	0-0	0-1	0	0	0	0	0	4
UC-Riverside	6	1-2	0-0	0-0	1	1	1	0	0	2
at Penn State	2	0-0	0-0	0-0	0	0	1	0	0	0
at Saint Francis (Pa.)	12	2-2	0-0	0-0	2	1	0	0	0	4
at Detroit	11	2-5	0-0	1-2	5	1	0	0	0	5
at Wright State	6	0-0	0-0	0-0	1	1	0	0	0	0
Fredonia State	16	1-4	0-0	1-2	4	0	0	1	0	3
at Buffalo	7	0-0	0-0	0-0	0	4	0	0	0	0
at Toledo	9	2-3	0-0	0-0	0	2	0	0	0	4
at Akron	18	2-4	0-0	1-2	2	4	2	0	0	5
Robert Morris	3	0-1	0-0	0-0	1	1	0	0	0	0
at Cleveland State	10	1-1	0-0	0-2	0	1	0	0	1	0
Loyola	6	0-0	0-0	0-0	2	0	0	0	0	0
UIC	9	0-1	0-1	0-0	1	1	0	0	0	0
at Valparaiso	3	0-1	0-0	0-0	1	1	0	0	0	0
at Butler	5	0-0	0-0	0-0	0	0	0	0	0	0
Milwaukee	4	0-0	0-0	0-0	0	2	0	0	0	0
Green Bay	14	2-4	0-0	0-2	3	1	0	0	1	4
Cleveland State	9	0-1	0-0	2-4	2	2	0	0	0	2
at Milwaukee	2	0-0	0-0	0-0	0	0	0	0	0	0
at UIC	3	0-0	0-0	0-0	1	0	0	0	0	0
at Loyola	15	0-0	0-0	2-2	2	3	0	1	1	2
Butler	5	1-1	0-0	1-2	0	1	0	0	0	3
Valparaiso	16	0-3	0-1	2-2	3	3	0	0	0	2
at Green Bay	5	1-2	0-0	2-2	0	1	0	0	0	4
at Austin Peay	11	1-2	0-0	0-0	2	1	0	0	0	2
Wright State	12	1-1	0-0	0-2	2	4	0	0	0	2
Detroit	5	0-1	0-0	0-0	0	0	0	0	0	0
Green Bay	3	0-1	0-1	0-0	1	1	0	0	0	0
vs. Detroit	10	0-0	0-0	0-2	1	1	2	0	0	0





**PLAYER PROFILES**



# DJ COLE

JUNIOR | GUARD | 5-11 | 185

# 11

**OLATHE, KAN. | OLATHE HIGH SCHOOL**

**CAREER BESTS**

- Points**  
18 vs. Milwaukee (2/15/13)
- Rebounds**  
9 vs. Cleveland State (1/26/13)
- FT Made**  
8 vs. Detroit (1/10/13)
- FG Made**  
7 vs.. Milwaukee (2/15/13)
- 3-Pt. FG Made**  
3 vs. Milwaukee (2/15/13)
- Assists**  
12 vs. Central Michigan (2/23/13)
- Steals**  
3, twice  
m.r. at UIC (1/2/13)
- Blocks**  
1, three times  
m.r. at Loyola (1/5/13)
- Minutes**  
47 vs.. UIC (2/10/13)

**2012-13 SEASON BESTS**

- Points**  
18 vs. Milwaukee (2/15/13)
- Rebounds**  
9 vs. Cleveland State (1/26/13)
- FT Made**  
8 vs. Detroit (1/10/13)
- FG Made**  
7 vs.. Milwaukee (2/15/13)
- 3-Pt. FG Made**  
2 at Green Bay (1/17/13)
- Assists**  
12 vs. Central Michigan (2/23/13)
- Steals**  
3, twice  
m.r. at UIC (1/2/13)
- Blocks**  
1, three times  
m.r. at Loyola (1/5/13)
- Minutes**  
47 vs.. UIC (2/10/13)

**2012-13 | SOPHOMORE SEASON**

Appeared in all 34 games and started 17...Averaged 6.9 points, 2.8 rebounds and 3.4 assists per game...Was second on the team with 115 assists...Ranked ninth in the Horizon League in assists per game...Ranked tied for fourth in the league with a 1.7 assist-to-turn-over ratio...Averaged 8.2 points, 3.6 rebounds and 4.2 assists per game as a starter...Scored 13 points, including 11 in the second half, and hit the game-winning shot with 2.5 seconds left against Loyola (3/5)...Scored 15 points with six rebounds against Valparaiso (2/26)... Recorded his first career double-double with 12 points and a career-high 12 assists against Central Michigan (2/23)...Played all 40 minutes and scored nine points with four rebounds against Loyola (2/7)...Scored a career-high 16 points against Detroit (1/10)...Made four field goals and eight free throws against the Titans... Scored 10 points with three assists and three steals against UIC (1/2)...Posted five assists and three steals against Marygrove (12/29)...Had five assists against Bowling Green (12/1)...Credited with a career-high five assists against Kent State (11/28)...Dished out four assists against Saint Francis (11/16)...Made first career 3-point-er in 68-56 win at Georgia (11/12)...Scored 12 points with three assists, two rebounds and two steals against George Washington (11/10).



**2011-12 | FRESHMAN**

Scored four points with a rebound and an assist against Akron (12/19)...Scored four points and dished out four assists against Fredonia State (12/6)...Grabbed two rebounds against Notre Dame College (11/15)...Played four minutes against Samford and dished out one assist (11/12).

**DJ COLE'S CAREER STATISTICS**

Year	GP-GS	MP-Avg.	FG-FGA	Pct.	3FG-FGA	Pct.	FT-FTA	Pct.	Reb.-Avg.	Fouls	Assists	Steals	Blocks	Points	Avg.
2012-13	34-17	996-29.3	78-196	.398	20-62	.323	57-83	.687	94-2.8	52	115	38	3	233	6.9
2011-12	24-0	124-5.2	9-21	.429	0-3	.000	2-5	.400	13-0.5	15	10	5	1	20	0.8
<b>Totals</b>	<b>58-17</b>	<b>1120-19.3</b>	<b>87-217</b>	<b>.401</b>	<b>20-65</b>	<b>.308</b>	<b>59-88</b>	<b>.670</b>	<b>107-1.8</b>	<b>67</b>	<b>125</b>	<b>43</b>	<b>4</b>	<b>243</b>	<b>4.4</b>





**HIGH SCHOOL**

Named third-team all-state, first-team all-conference and first-team all-class as a senior at Olathe South High School...Averaged 13 points, six assists and four steals per game and shot 63 percent from the field as a senior...was selected to play in the Greater Kansas City Basketball Coaches Association All-Star Game and led the Kansas All-Star Team to a 109-100 victory over the Missouri All-Star Team while scoring 17 points.

**PERSONAL**

Parents are Arieta and Derek Cole...Has a sister, Alexis...Major is business management.



**DJ Cole's 2012-13 Game-By-Game**

	MP	FG-A	3P-A	FT-A	Rebs	Fouls	Asts	Blks	Stls	Pts
at George Washington	28	4-6	0-0	4-6	2	4	3	1	2	12
at Georgia	26	1-7	1-3	2-2	3	1	2	0	0	5
Saint Francis (Pa.)	21	0-2	0-1	2-2	2	0	4	0	0	2
vs. North Dakota State	18	0-4	0-0	0-0	4	0	0	0	1	0
vs. James Madison	17	0-2	0-1	1-2	0	0	1	0	0	1
at Duquesne	14	1-2	1-1	0-0	1	3	2	1	1	3
Kent State	26	2-3	0-1	1-2	4	2	5	0	1	5
at Bowling Green	28	2-5	1-2	1-2	2	1	5	0	2	6
Geneva	10	2-3	1-2	0-0	1	0	2	0	2	5
Hiram	17	1-3	0-1	1-1	2	1	1	0	1	3
at USF	30	3-5	1-2	0-0	1	0	3	0	1	7
at Bethune-Cookman	25	2-4	0-0	0-0	0	3	3	0	2	4
Marygrove	15	1-4	0-2	0-0	3	1	5	0	3	2
at UIC	24	3-5	1-2	3-3	1	2	3	0	3	10
at Loyola	20	2-5	1-1	0-0	4	1	1	1	0	5
Detroit	34	4-9	0-1	8-10	2	1	2	0	2	16
at Green Bay	23	2-4	2-3	2-2	1	0	2	0	1	8
at Milwaukee	37	3-6	1-2	0-2	4	4	5	0	1	7
Wright State	40	1-5	1-2	2-2	4	0	5	0	1	5
Cleveland State	35	2-6	1-3	4-4	9	2	3	0	1	9
Valparaiso	35	2-10	0-2	4-4	4	3	3	0	1	8
at Detroit	27	3-7	0-3	0-0	2	4	4	0	0	6
at Cleveland State	40	2-5	0-0	2-5	1	2	1	0	2	6
Loyola	40	4-10	0-3	1-2	4	2	2	0	2	9
UIC	47	1-5	0-1	6-6	5	1	3	0	0	8
Milwaukee	33	7-10	3-5	1-3	4	0	5	0	0	18
Green Bay	36	2-8	0-3	0-0	1	1	2	0	1	4
Central Michigan	30	3-6	1-2	5-8	3	3	12	0	1	12
at Valparaiso	40	5-10	2-2	3-6	6	4	2	0	0	16
at Wright State	37	3-6	1-1	0-0	5	2	2	0	2	7
Loyola	40	5-10	0-2	3-5	3	0	4	0	0	15
vs. Wright State	38	3-9	0-2	0-0	3	1	5	0	1	6
Oakland	24	0-3	0-2	0-2	2	3	5	0	2	0
Canisius	37	2-7	1=4	1-2	1	2	6	0	1	6

**DJ Cole's 2011-12 Game-By-Game**

	MP	FG-A	3P-A	FT-A	Rebs	Fouls	Asts	Blks	Stls	Pts
at Samford	4	0-0	0-0	0-0	0	0	1	0	0	0
Notre Dame College	7	0-1	0-0	0-0	2	1	0	0	0	0
UC-Riverside	DNP									
at Penn State	DNP									
at Saint Francis (Pa.)	4	0-0	0-0	0-0	0	0	0	0	0	0
at Detroit	1	0-0	0-0	0-0	0	0	0	0	0	0
at Wright State	1	0-0	0-0	0-0	0	0	0	0	0	0
Fredonia State	15	2-2	0-0	0-0	1	1	4	0	0	4
at Buffalo	DNP									
at Toledo	1	0-1	0-0	0-0	0	0	0	0	0	0
at Akron	16	2-3	0-0	0-1	1	1	1	0	1	4
Robert Morris	DNP									
at Cleveland State	3	0-0	0-0	0-0	1	0	1	0	0	1
Loyola	2	0-0	0-0	0-0	1	0	0	0	0	0
UIC	5	0-0	0-0	0-0	1	1	0	0	0	0
at Valparaiso	0+	0-0	0-0	0-0	0	0	0	0	0	0
at Butler	2	0-0	0-0	0-0	1	0	0	0	0	0
Milwaukee	4	0-0	0-0	1-2	0	1	0	0	1	1
Green Bay	10	1-3	0-0	1-1	1	1	0	0	1	3
Cleveland State	4	0-0	0-0	0-0	0	0	0	0	0	0
at Milwaukee	2	0-0	0-0	0-0	0	2	0	0	0	0
at UIC	4	0-1	0-1	0-0	1	0	0	0	0	0
at Loyola	5	1-2	0-0	0-0	1	0	0	0	0	2
Butler	14	1-5	0-2	0-0	1	3	1	0	1	2
Valparaiso	9	0-0	0-0	0-0	0	1	1	0	0	0
at Green Bay	DNP									
at Austin Peay	3	0-0	0-0	0-0	1	0	0	0	0	0
Wright State	DNP									
Detroit	DNP									
Green Bay	4	1-2	0-0	0-0	0	1	1	0	0	2
vs. Detroit	5	1-1	0-0	0-1	1	1	0	0	0	2





**PLAYER PROFILES**



# FLETCHER LARSON 25

JUNIOR | FORWARD | 6-8 | 230

LAKWOOD, N.Y. | JAMESTOWN HIGH SCHOOL

**CAREER BESTS**

**Points**  
9 vs. Marygrove (12/29/12)

**Rebounds**  
5, twice  
m.r. at Milwaukee (1/31/12)

**FT Made**  
3 vs. Marygrove (12/29/12)

**FG Made**  
3, twice  
m.r. vs. Marygrove (12/29/12)

**3-Pt. FG Made**  
0

**Assists**  
2 vs. Fredonia State (12/6/11)

**Steals**  
1, twice  
m.r. at Toledo (12/17/11)

**Blocks**  
2 vs. Central Michigan (2/23/13)

**Minutes**  
18 vs. Milwaukee (2/15/13)

**2012-13 SEASON BESTS**

**Points**  
9 vs. Marygrove (12/29/12)

**Rebounds**  
4 vs. Marygrove (12/29/12)

**FT Made**  
3 vs. Marygrove (12/29/12)

**FG Made**  
3 vs. Marygrove (12/29/12)

**3-Pt. FG Made**  
0

**Assists**  
1, twice  
m.r. at Wright State (3/2/13)

**Steals**  
1 vs. Geneva (12/6/12)

**Blocks**  
2 vs. Central Michigan (2/23/13)

**Minutes**  
18 vs. Milwaukee (2/15/13)

**2012-13 SOPHOMORE**

Appeared in 12 contests...Averaged 1.9 points and 0.8 rebounds per game...Scored 23 points, grabbed 10 rebounds and had five blocks...Shot 47.6 percent from the field...Scored six points on 3-of-4 field-goal attempts against Milwaukee (2/15)...Scored a career-high nine points against Marygrove (12/29)...Scored two points against Georgia (11/12)...Played four minutes and recorded one block against George Washington (11/10).

**2011-12 | REDSHIRT FRESHMAN**

Grabbed four rebounds and scored two points against UIC (1/7)...Scored four points off the bench against Toledo (12/17)...Scored a career-high six points and grabbed a career-best five rebounds against Fredonia State (12/6)...Recorded a block against Penn State (11/23)...Appeared for the first time against Notre Dame College (11/15)...Grabbed two rebounds.

**2010-11 | FRESHMAN**


Redshirted.

**HIGH SCHOOL**

Was a three-year letterwinner at Jamestown High School...Named team captain as a senior...Named first-team all-Western New York Class AA...Earned second-team all-ECIC honors...Coach was Ben Drake.

**PERSONAL**

Parents are Kimberly and the late Steve Larson...Has two sisters, Aileen and Tricia...Major is



special education.

**FLETCHER LARSON'S CAREER STATISTICS**

Year	GP-GS	MP-Avg.	FG-FGA	Pct.	3FG-FGA	Pct.	FT-FTA	Pct.	Reb.-Avg.	Fouls	Assists	Steals	Blocks	Points	Avg.
2012-13	12-0	71-5.9	10-21	.476	0-0	.000	3-4	.750	10-1.1	7	2	1	5	23	1.9
2011-12	28-0	117-6.3	10-25	.400	0-0	.000	2-3	.667	32-1.1	33	6	1	6	22	0.8
<b>Totals</b>	<b>40-0</b>	<b>248-6.2</b>	<b>20-46</b>	<b>.435</b>	<b>0-0</b>	<b>.000</b>	<b>5-7</b>	<b>.714</b>	<b>42-1.1</b>	<b>40</b>	<b>8</b>	<b>2</b>	<b>11</b>	<b>45</b>	<b>1.1</b>





**Fletcher Larson's 2012-13 Game-By-Game**

	MP	FG-A	3P-A	FT-A	Rebs	Fouls	Asts	Blks	Stls	Pts
at George Washington	4	0-0	0-0	0-0	0	1	0	1	0	0
at Georgia	4	1-1	0-0	0-0	0	0	0	0	0	2
Saint Francis (Pa.)	DNP									
vs. North Dakota State	DNP									
vs. James Madison	DNP									
at Duquesne	DNP									
Kent State	DNP									
at Bowling Green	DNP									
Geneva	10	2-4	0-0	0-0	1	0	0	0	1	4
Hiram	4	0-1	0-0	0-0	0	0	0	1	0	0
at USF	1	0-0	0-0	0-0	0	0	0	0	0	0
at Bethune-Cookman	DNP									
Marygrove	9	3-7	0-0	3-4	4	0	0	0	0	9
at UIC	DNP									
at Loyola	DNP									
Detroit	1	0-1	0-0	0-0	0	0	0	0	0	0
at Green Bay	DNP									
at Milwaukee	DNP									
Wright State	DNP									
Cleveland State	DNP									
Valparaiso	DNP									
at Detroit	DNP									
at Cleveland State	DNP									
Loyola	DNP									
UIC	DNP									
Milwaukee	18	3-4	0-0	0-0	2	5	1	1	0	6
Green Bay	4	0-2	0-0	0-0	1	1	0	0	0	0
Central Michigan	11	1-1	0-0	0-0	2	0	0	2	0	2
at Valparaiso	3	0-0	0-0	0-0	0	0	0	0	0	0
at Wright State	3	0-0	0-0	0-0	0	0	1	0	0	0
Loyola	DNP									
vs. Wright State	DNP									
Oakland	DNP									

**Fletcher Larson's 2011-12 Game-By-Game**

	MP	FG-A	3P-A	FT-A	Rebs	Fouls	Asts	Blks	Stls	Pts
at Samford	DNP									
Notre Dame (Ohio)	5	0-1	0-0	0-0	2	0	0	0	0	0
UC-Riverside	4	0-0	0-0	0-0	1	0	0	0	1	0
at Penn State	7	0-0	0-0	0-0	1	3	0	1	0	0
at Saint Francis (Pa.)	2	0-0	0-0	0-0	0	0	0	0	0	0
at Detroit	1	0-0	0-0	0-0	0	0	0	0	0	0
at Wright State	2	0-0	0-0	0-0	0	1	0	0	0	0
Fredonia State	15	3-3	0-0	0-0	5	1	2	0	0	6
at Buffalo	6	0-0	0-0	0-0	1	1	0	0	0	0
at Toledo	13	2-3	0-0	0-0	1	3	1	1	1	4
at Akron	4	0-2	0-0	0-0	1	1	0	0	0	0
Robert Morris	16	0-2	0-0	2-3	3	3	0	1	0	2
at Cleveland State	9	0-1	0-0	0-0	1	0	0	0	0	0
Loyola	8	0-3	0-0	0-0	2	2	0	0	0	0
UIC	7	1-3	0-0	0-0	4	2	0	0	0	2
at Valparaiso	8	0-0	0-0	0-0	0	2	0	0	0	0
at Butler	9	1-1	0-0	0-0	0	3	0	0	0	2
Milwaukee	0+	0-0	0-0	0-0	0	1	0	0	0	0
Green Bay	12	1-2	0-0	0-0	3	0	0	1	0	2
Cleveland State	4	1-2	0-0	0-0	0	0	0	0	0	2
at Milwaukee	14	1-2	0-0	0-0	5	3	1	0	0	2
at UIC	5	0-0	0-0	0-0	0	0	0	1	0	0
at Loyola	6	0-0	0-0	0-0	1	2	0	0	1	0
Butler	7	0-0	0-0	0-0	0	1	1	0	0	0
Valparaiso	4	0-0	0-0	0-0	1	0	1	0	0	0
at Green Bay	3	0-0	0-0	0-0	0	2	0	0	0	0
at Austin Peay	4	0-0	0-0	0-0	0	2	0	0	0	0
Wright State	DNP									
Detroit	1	0-0	0-0	0-0	0	0	0	0	0	0
Green Bay	1	0-0	0-0	0-0	0	0	0	0	0	0
vs. Detroit	DNP									







**PLAYER PROFILES**



# BOBBY HAIN

SOPHOMORE | FORWARD | 6-10 | 235

# 20

JUPITER, FLA. FLA. | JUPITER HIGH SCHOOL

**CAREER BESTS**

**Points**  
19 at George Wash. (11/10/12)  
**Rebounds**  
11, twice  
m.r. vs. Geneva (12/6/12)  
**FT Made**  
7 at George Wash. (11/10/12)  
**FG Made**  
7, at George Wash. (11/10/12)  
**3-Pt. FG Made**  
2 at Duquesne (11/21/12)  
**Assists**  
2 vs. Geneva (12/6/12)  
**Steals**  
2, twice  
m.r. at Wright State (3/2/13)  
**Blocks**  
3 at Duquesne (11/21/12)  
**Minutes**  
28 at Green Bay (1/17/13)

**2012-13 SEASON BESTS**

**Points**  
19 at George Wash. (11/10/12)  
**Rebounds**  
11, twice  
m.r. vs. Geneva (12/6/12)  
**FT Made**  
7 at George Wash. (11/10/12)  
**FG Made**  
7, at George Wash. (11/10/12)  
**3-Pt. FG Made**  
2 at Duquesne (11/21/12)  
**Assists**  
2 vs. Geneva (12/6/12)  
**Steals**  
2, twice  
m.r. at Wright State (3/2/13)  
**Blocks**  
3 at Duquesne (11/21/12)  
**Minutes**  
28 at Green Bay (1/17/13)

**2012-13 FRESHMAN**

Appeared in 33 games and started four times... Averaged 6.2 points and 3.4 rebounds per game... Scored in double figures nine times... Shot 52.5 percent (83-of-158)... from the floor... Had 11 points off the bench against Oakland in the first round of the CIT (3/19)... Scored a team-high 14 points on 6-of-10 shooting against Green Bay (2/17)... Had 15 points on 7-of-9 shooting against Cleveland State (2/5)... Scored 13 points with a team-high eight rebounds against Marygrove (12/29)... Posted 14 points on 6-of-10 shooting from the floor with seven rebounds against Bethune-Cookman (12/21)... Scored 11 points with seven rebounds against South Florida (12/18)... Recorded a double-double with 16 points and 11 rebounds against Geneva (12/6)... Scored 13 points with three blocks against Duquesne (11/21)... Blocked two shots against Georgia (11/12)... Posted a double-double of 19 points and 11 rebounds in collegiate debut at George Washington (11/10)... Went 7-of-9 from the field, including a 3-pointer, and made four free throws... Eight of his 11 rebounds were on the defensive glass.

**HIGH SCHOOL**

Was a three-year letterwinner at Jupiter High School... Named team captain as a senior... Averaged 19.8 points and 9.6 rebounds per game as a senior... Was a first-team all-conference selection and first-team all-area pick... As a junior, was named second-team all-conference after averaging 13.6 points, 6.8 rebounds and 1.1 blocks per game... Made 30 3-pointers as a junior, shot 48.1 percent (65-of-135) inside the arc and posted a double-double with 23 points and 14 rebounds against Suncoast High School.

**Personal**

Parents are Shirlee and Bob Hain... Has three brothers, Phillippe, Alain, Cole... Major is undecided... Is the 2013-14 recipient of the Williard Webster Scholarship.

**Bobby Hain's 2012-13 Game-By-Game**

	MP	FG-A	3P-A	FT-A	Rebs	Fouls	Asts	Blks	Stls	Pts
at George Washington	27	7-9	1-2	4-8	11	3	0	0	0	19
at Georgia	15	0-1	0-0	0-0	0	4	0	2	0	0
Saint Francis (Pa.)	10	1-2	0-0	0-0	2	1	0	0	0	2
vs. North Dakota State	21	1-5	0-0	0-0	1	2	0	0	1	2
vs. James Madison	8	1-1	0-0	0-0	0	1	0	0	0	2
at Duquesne	15	4-9	2-5	3-4	5	2	0	3	1	13
Kent State	20	2-7	0-2	1-2	4	0	1	0	0	5
at Bowling Green	6	0-0	0-0	0-0	1	1	0	0	0	0
Geneva	23	8-12	0-2	0-2	11	1	2	0	1	16
Hiram	17	2-4	0-1	0-0	2	4	1	1	0	4
at USF	21	4-9	1-3	2-2	7	2	0	0	0	11
at Bethune-Cookman	21	6-10	1-1	1-2	7	0	1	0	0	14
Marygrove	19	5-9	0-1	3-3	8	0	1	1	0	13
at UIC	16	1-4	0-2	0-0	4	4	0	1	0	2
at Loyola	13	2-3	0-0	1-1	4	1	0	1	0	5
Detroit	15	4-7	0-0	0-0	3	0	0	0	0	8
at Green Bay	28	2-9	0-1	0-0	2	4	3	1	1	4
at Milwaukee	11	4-4	0-0	0-0	2	2	1	0	0	8
Wright State	4	1-1	0-0	0-0	1	1	0	0	0	2
Cleveland State	DNP									
Valparaiso	12	1-3	0-0	2-2	4	2	0	0	0	2
at Detroit	2	0-1	0-0	0-0	2	0	0	0	0	0
at Cleveland State	18	7-9	0-0	1-3	3	2	1	0	0	15
Loyola	9	2-2	0-0	0-0	4	1	0	1	0	4
UIC	11	1-3	0-1	0-0	0	2	1	0	0	2
Milwaukee	15	1-1	1-1	3-4	2	4	1	0	0	6
Green Bay	36	6-10	0-1	2-3	8	1	0	0	2	14
Central Michigan	20	2-4	0-0	2-4	3	4	3	0	1	6
at Valparaiso	18	1-5	0-2	0-0	1	2	2	0	0	2
at Wright State	24	2-5	0-0	3-4	5	2	0	1	2	7
Loyola	5	0-1	0-1	0-0	0	1	0	0	0	0
vs. Wright State	3	1-1	0-0	1-1	1	2	0	0	0	3
Oakland	14	4-7	2-3	1-1	0	3	1	0	0	11
Canisius	8	0-0	0-0	0-0	4	1	0	0	0	0

**BOBBY HAIN'S CAREER STATISTICS**

Year	GP-GS	MP-Avg.	FG-FGA	Pct.	3FG-FGA	Pct.	FT-FTA	Pct.	Reb.-Avg.	Fouls	Assists	Steals	Blocks	Points	Avg.
2012-13	33-4	505-15.3	83-158	.525	8-29	.276	30-46	.652	112-3.4	60	19	9	12	204	6.2
<b>Totals</b>	<b>33-4</b>	<b>505-15.3</b>	<b>83-158</b>	<b>.525</b>	<b>8-29</b>	<b>.276</b>	<b>30-46</b>	<b>.652</b>	<b>112-3.4</b>	<b>60</b>	<b>19</b>	<b>9</b>	<b>12</b>	<b>204</b>	<b>6.2</b>





PLAYER PROFILES



# RYAN WEBER

SOPHOMORE | GUARD | 6-6 | 200

# 20

INDIANAPOLIS, IND. | RONCALLI HIGH SCHOOL

**CAREER BESTS**

**Points**  
9 vs. Central Michigan (2/23/13)

**Rebounds**  
5 at Detroit (2/1/13)

**FT Made**  
3 vs. Geneva (12/6/12)

**FG Made**  
3, three times  
m.r. vs. Central Michigan (2/23/13)

**3-Pt. FG Made**  
3 vs. Central Michigan (2/23/13)

**Assists**  
4 vs. Geneva (12/6/12)

**Steals**  
3, three times  
m.r. vs. UIC (2/10/13)

**Blocks**  
2 at Wright State (3/2/13)

**Minutes**  
30 vs. Central Michigan (2/23/13)

**2012-13 SEASON BESTS**

**Points**  
9 vs. Central Michigan (2/23/13)

**Rebounds**  
5 at Detroit (2/1/13)

**FT Made**  
3 vs. Geneva (12/6/12)

**FG Made**  
3, three times  
m.r. vs. Central Michigan (2/23/13)

**3-Pt. FG Made**  
3 vs. Central Michigan (2/23/13)

**Assists**  
4 vs. Geneva (12/6/12)

**Steals**  
3, three times  
m.r. vs. UIC (2/10/13)

**Blocks**  
2 at Wright State (3/2/13)

**Minutes**  
30 vs. Central Michigan (2/23/13)

**2012-13 FRESHMAN**

Played in 28 games and made three starts...Scored 53 points, grabbed 29 rebounds with 24 assists and 13 steals...Averaged 1.9 points and 1.0 rebounds per game...Scored a career-high nine points on three 3-pointers against Central Michigan (2/23)...Had seven points and tied a career-high three steals against UIC (2/10)...Made two 3-pointers and scored a career-high eight points against Detroit (2/1)...Also had five rebounds against UDM...Scored three points against Valparaiso (1/30)...Scored five points against Marygrove (12/29)...Had seven points with four assists, three rebounds and three steals against Geneva (12/6)...Scored seven points with three assists and three steals against Duquesne (11/21)...Played one minute against Georgia (11/12).

**HIGH SCHOOL**

Was a three-year letterwinner and named team captain as a senior at Roncalli High School...Averaged 14.8 points per game as a senior...Named second-team all-county...As a junior, averaged 11.8 points and 4.8 rebounds per game and was named Honorable Mention all-county. He was also named to the Marion Holiday Tournament First-Team.

**Personal**

Parents are Teresa and Matthew Weber...Has a sister, Paige...Major is undecided.t (65-of-135) inside the arc and posted a double-double with 23 points and 14 rebounds against Suncoast High School.

**Ryan Weber's 2012-12 Game-By-Game**

	MP	FG-A	3P-A	FT-A	Rebs	Fouls	Asts	Blks	Stls	Pts
at George Washington	DNP									
at Georgia	1	0-0	0-0	0-0	0	0	0	0	0	0
Saint Francis (Pa.)	DNP									
vs. North Dakota State	1	0-0	0-0	0-0	0	0	0	0	0	0
vs. James Madison	1	0-0	0-0	0-0	0	2	0	0	0	0
at Duquesne	20	3-5	1-2	0-0	2	2	3	1	3	7
Kent State	10	0-3	0-2	0-0	2	1	1	0	1	0
at Bowling Green	5	0-1	0-1	0-0	1	0	0	0	0	0
Geneva	20	2-8	0-6	3-4	3	1	4	0	3	7
Hiram	13	1-5	0-3	0-0	3	0	2	0	2	2
at USF	5	0-1	0-1	0-1	1	0	0	0	0	0
at Bethune-Cookman	DNP									
Marygrove	18	2-3	0-0	1-2	2	2	3	0	1	5
at UIC	DNP									
at Loyola	3	0-0	0-0	0-0	0	0	0	0	0	0
Detroit	19	0-2	0-1	2-2	0	0	0	0	0	2
at Green Bay	1	0-0	0-0	0-0	0	0	0	0	0	0
at Milwaukee	DNP									
Wright State	DNP									
Cleveland State	6	0-0	0-0	0-0	1	0	1	0	0	0
Valparaiso	4	1-1	1-1	0-0	0	1	0	0	0	3
at Detroit	24	3-6	2-5	0-0	5	3	1	0	0	8
at Cleveland State	3	0-1	0-1	0-0	1	0	0	0	0	0
Loyola	3	0-0	0-0	0-0	1	1	0	0	0	0
UIC	13	3-4	1-2	0-0	1	3	0	0	3	7
Milwaukee	11	1-4	0-3	0-0	1	4	0	0	0	2
Green Bay	11	0-2	0-2	0-0	0	3	0	0	0	0
Central Michigan	30	3-6	3-6	0-2	3	3	3	0	0	9
at Valparaiso	14	0-0	0-0	0-0	0	4	1	0	0	0
at Wright State	21	0-3	0-2	1-2	2	1	1	2	0	1
vs. Loyola	4	0-0	0-0	0-0	0	1	1	0	0	0
vs. Wright State	5	0-1	0-1	0-0	0	0	0	0	0	0
Oakland	8	0-3	0-2	0-0	0	0	1	0	0	0
Canisius	1	0-0	0-0	0-0	0	0	0	0	0	0

**RYAN WEBER'S CAREER STATISTICS**

Year	GP-GS	MP-Avg.	FG-FGA	Pct.	3FG-FGA	Pct.	FT-FTA	Pct.	Reb.-Avg.	Fouls	Assists	Steals	Blocks	Points	Avg.
2012-13	28-3	274-9.8	19-59	.322	8-41	.195	7-13	.538	29-1.0	33	24	13	3	53	1.9
<b>Totals</b>	<b>28-3</b>	<b>274-9.8</b>	<b>19-59</b>	<b>.322</b>	<b>8-41</b>	<b>.195</b>	<b>7-13</b>	<b>.538</b>	<b>29-1.0</b>	<b>33</b>	<b>24</b>	<b>13</b>	<b>3</b>	<b>53</b>	<b>1.9</b>





**PLAYER PROFILES**



**RONNYE BEAMON**  
GUARD **23**  
*R-Freshman*  
6-4 | 195  
Calumet City, Ill.  
Bishop Noll High School

**2012-13 FRESHMAN**  
Redshirted.

**HIGH SCHOOL**

Was a four-year letterwinner and two-time captain at Bishop Noll High School... Averaged 14.4 points, 5.2 rebounds, 2.1 steals and 1.6 assists per game as a senior... Scored 972 career points... Led his prep squad to a four-year mark of 73-19... Helped Bishop Noll to a 26-1 record and a state runner-up finish as a junior and a 20-4 mark as a senior... Twice named first-team all-conference... Earned second-team all-state honors... Named Northwest Indiana All-Star.

**PERSONAL**

Parents are Helen and Ronnye Beamon, Sr... Major is marketing... Recipient of the 2013-14 Coca-Cola Scholarship.



**LARRY JOHNSON, JR.**  
FORWARD **32**  
*Sophomore*  
6-4 | 220  
Oak Park, Mich.  
West Bloomfield High School

**HIGH SCHOOL**

Played at West Bloomfield High School for coach Andre White... Averaged 15 points and seven rebounds as a senior... Scored a career-high 30 points against Southfield High School... Named to the Michigan All-Star Game.

**PERSONAL**

Parents are Drona Gilliam-Muhammad and Larry Johnson... Father played in the NBA and was a member of the 1990 national championship team at UNLV... Has three brothers, Rashad, Shaheed and Darrell, and three sisters, Logan, Ayana and Jamilah... Major is physical education... Born Sept. 12, 1992.



**The 2013-14 Youngstown State University Men's Basketball Team**





**PLAYER PROFILES**



**MARCUS KEENE**  
**GUARD 10**  
**Freshman**  
**5-11 | 160**  
**San Antonio, Texas**  
**Warren High School**

**HIGH SCHOOL**

Warren High School's all-time leading scorer... Averaged 25 points, four rebounds and four assists per game as a senior...Scored 869

points as a senior...Was named all-state, all-city and was selected to the Super-City Team as a junior...He also scored 37 points, including the final 19 points, in an 82-80 victory over Brennan High School in the season opener of his senior year...averaged 14.7 points, 5.1 assists, 2.9 rebounds and 1.3 steals per game as a junior...Averaged 12 points, 5.2 assists, and 3.2 rebounds per contest...Scored 781 points between his junior and sophomore seasons.

**PERSONAL**

Parents are Tina Keene-Jones and Ivan Keene...Has a sister, Ania Keene, and a brother, James Jones...Major is communications.



**JALON PLUMMER**  
**GUARD 1**  
**Freshman**  
**6-5 | 180**  
**Belleville, Mich.**  
**Romulus High School**

**HIGH SCHOOL**

Named third-team all-state as a senior...Averaged 12 points and six rebounds last season for Romulus High School, which won Michigan's Class A state title with a 27-1 record...Was also named the Most Valuable Player of the ISP All-Star Game after scoring 29 points with 12 rebounds...turned in a 24-point, 10-rebound double-double and drained 5-of-7 from 3-point range in a win over Birmingham Detroit Country Day.

**PERSONAL**

Parents are Tamika and John Plummer...Has three brothers and a sister...Major is business.



**KYLE STEWARD**  
**FORWARD 2**  
**Freshman**  
**6-7 | 190**  
**Detroit, Mich.**  
**Cass Tech High School**

**HIGH SCHOOL**

Averaged 14 points, eight rebounds and three assists per game...Helped Cass Tech to a 19-4 record to clinch the PSL West Division

Championship in 2012-13...Averaged 12 points and seven rebounds at Detroit Crockett High School during his junior season.

**PERSONAL**

Parents are Rhonda and Kevin Steward...Has two brothers and a sister...Major is undecided.





**YEAR-IN-REVIEW**

**OVERALL SEASON STATISTICS**

Player	GP-GS	Min-Avg	FG-FGA	Pct	3FG-FGA	Pct	FT-FTA	Pct	O-D-Tot	Avg	PF	A	TO	Blk	Stl	Pts	Avg
Kendrick Perry	30-29	1061-35.4	158-359	.440	50-140	.357	153-181	.845	31-133-164	5.5	82	122	60	13	56	519	17.3
Blake Allen	34-34	1188-34.9	148-385	.384	94-261	.360	33-51	.647	30-121-151	4.4	45	105	42	3	28	423	12.4
Damian Eargle	32-32	951-29.7	150-317	.473	1-4	.250	77-138	.558	56-154-210	6.6	93	19	48	102	35	378	11.8
Kamren Belin	34-32	1040-30.6	128-307	.417	57-140	.407	64-81	.790	59-126-184	5.4	107	51	62	28	31	377	11.1
DJ Cole	34-17	996-29.3	78-196	.398	20-62	.323	57-83	.687	15-79-94	2.8	52	115	68	3	38	233	6.9
Bobby Hain	33-4	505-15.3	83-158	.525	8-29	.276	30-46	.652	44-68-112	3.4	60	19	31	12	9	204	6.2
Shawn Amiker	33-19	634-19.2	64-128	.500	2-13	.154	47-78	.603	37-56-93	2.8	73	35	49	4	14	177	5.4
Fletcher Larson	12-0	71-5.9	10-21	.476	0-0	.000	3-4	.750	4-6-10	0.8	7	2	2	5	1	23	1.9
Ryan Weber	28-3	274-9.8	19-59	.322	8-41	.195	7-13	.538	10-19-29	1.0	33	24	14	3	13	53	1.9
Danny Reese	6-0	27-4.5	3-6	.500	2-4	.500	0-1	.000	0-2-2	0.3	4	3	3	1	2	8	1.3
Josh Chojnacki	26-0	133-5.1	9-25	.360	1-5	.200	4-7	.571	11-8-19	0.7	19	5	9	7	2	23	0.9
Mike Podolsky	16-0	70-4.4	3-18	.167	2-8	.250	0-3	.000	5-11-16	1.0	4	3	3	1	2	8	0.5
TEAM									43-72-115	3.4	1		7				
<b>Total</b>	<b>34</b>	<b>6950</b>	<b>853-1979</b>	<b>.431</b>	<b>245-707</b>	<b>.347</b>	<b>475-686</b>	<b>.692</b>	<b>345-855-1200</b>	<b>35.3</b>	<b>579</b>	<b>504</b>	<b>398</b>	<b>182</b>	<b>231</b>	<b>2426</b>	<b>71.4</b>
<b>Opponents</b>	<b>34</b>	<b>6950</b>	<b>840-1980</b>	<b>.424</b>	<b>209-599</b>	<b>.349</b>	<b>467-660</b>	<b>.708</b>	<b>385-873-1258</b>	<b>37.0</b>	<b>600</b>	<b>425</b>	<b>452</b>	<b>102</b>	<b>204</b>	<b>2356</b>	<b>69.3</b>

SCORE BY PERIODS:	1st	2nd	OT	2OT	3OT	Total
Youngstown State	1,124	1,241	44	6	11	2,426
Opponents	1,001	1,277	56	6	16	2,356

**HORIZON LEAGUE SEASON STATISTICS**

Player	GP-GS	Min-Avg	FG-FGA	Pct	3FG-FGA	Pct	FT-FTA	Pct	Off-Def-Tot	Avg	PF	A	TO	Blk	Stl	Pts	Avg
Kendrick Perry	14-14	532-38.0	74-160	.463	20-62	.323	79-93	.849	12-68-80	5.7	39	51	28	5	34	247	17.6
Kamren Belin	16-15	505-31.6	64-156	.410	37-83	.446	31-43	.721	19-51-70	4.4	55	26	30	14	15	196	12.3
Damian Eargle	14-14	422-30.1	65-144	.451	0-0	.000	29-52	.558	26-48-74	5.3	43	5	23	40	14	159	11.4
Blake Allen	16-16	567-35.4	59-180	.328	35-115	.304	17-26	.654	14-70-84	5.3	12	44	24	3	15	170	10.6
DJ Cole	16-12	547-34.2	46-111	.414	13-34	.382	36-49	.735	13-45-58	3.6	27	47	36	1	17	141	8.8
Bobby Hain	15-3	232-15.5	35-67	.522	1-8	.125	12-17	.706	16-29-45	3.0	28	9	15	5	5	83	5.5
Shawn Amiker	15-4	230-15.3	13-32	.406	0-3	.000	20-32	.625	11-16-27	1.8	28	14	18	1	4	46	3.1
Ryan Weber	13-2	133-10.2	8-23	.348	4-17	.235	3-4	.750	2-10-12	0.9	21	6	6	2	3	23	1.8
Fletcher Larson	5-0	29-5.8	3-7	.429	0-0	.000	0-0	.000	2-1-3	0.6	6	2	1	1	0	6	1.2
Mike Podolsky	6-0	21-3.5	1-2	.500	1-2	.500	0-2	.000	0-4-4	0.7	2	1	1	0	0	3	0.5
Josh Chojnacki	14-0	55-3.9	2-7	.286	0-2	.000	1-3	.333	0-0-0	0.0	12	1	2	5	1	5	0.4
Danny Reese	2-0	2-1.0	0-0	.000	0-0	.000	0-1	.000	0-1-1	0.5	0	0	0	0	0	0	0.0
TEAM									20-35-55	3.4			3				
<b>Total</b>	<b>16</b>		<b>370-889</b>	<b>.416</b>	<b>111-326</b>	<b>.340</b>	<b>228-322</b>	<b>.708</b>	<b>135-378-513</b>	<b>32.1</b>	<b>273</b>	<b>206</b>	<b>187</b>	<b>77</b>	<b>108</b>	<b>1079</b>	<b>67.4</b>
<b>Opponents</b>	<b>18</b>		<b>416-919</b>	<b>.453</b>	<b>102-288</b>	<b>.354</b>	<b>222-315</b>	<b>.705</b>	<b>178-423-601</b>	<b>37.6</b>	<b>277</b>	<b>220</b>	<b>207</b>	<b>53</b>	<b>104</b>	<b>1156</b>	<b>72.2</b>

SCORE BY PERIODS:	1st	2nd	OT	2OT	3OT	Total
Youngstown State	508	545	9	6	11	1,079
Opponents	502	623	9	6	16	1,156





**YEAR-IN-REVIEW**

**2012-13 RESULTS AND INDIVIDUAL LEADERS**

Date	Opponent	Result	Points Leader	Rebounds Leader	Assists Leader
Nov. 10	at George Washington	W, 80-73	(19) Blake Allen (19) Bobby Hain	(11) Bobby Hain	(4) Kendrick Perry
Nov. 12	at Georgia	W, 68-56	(23) Kendrick Perry	(10) Damian Eargle	(5) Kendrick Perry
Nov. 16	Saint Francis (Pa.)	W, 75-60	(19) Kendrick Perry	(7) Kendrick Perry	(3) Kendrick Perry (3) Blake Allen
Nov. 19	vs. North Dakota State\$	L, 80-83 OT	(34) Kendrick Perry	(11) Kamren Belin	(4) Shawn Amiker
Nov. 20	vs. James Madison\$	L, 68-69	(17) Damian Eargle	(12) Kamren Belin	(5) Kendrick Perry
Nov. 21	at Duquesne\$	L, 74-84	(15) Kendrick Perry	(5) Damian Eargle	(5) Kendrick Perry
Nov. 28	Kent State	L, 78-85 OT	(26) Kendrick Perry	(10) Damian Eargle	(5) DJ Cole
Dec. 1	at Bowling Green	W, 58-49	(15) Blake Allen	(15) Damian Eargle	(5) DJ Cole
Dec. 6	Geneva	W, 93-50	(16) Bobby Hain	(11) Bobby Hain	(8) Kendrick Perry
Dec. 8	Hiram	W, 71-44	(20) Damian Eargle	(9) Damia Eargle	(7) Kendrick Perry
Dec. 18	at South Florida	L, 54-72	(15) Kendrick Perry	(7) Bobby Hain (7) Blake Allen	(3) Blake Allen (3) Kendrick Perry (3) DJ Cole
Dec. 21	at Bethune-Cookman	W, 67-51	(15) Kendrick Perry	(11) Damian Eargle	(7) Kendrick Perry
Dec. 29	Marygrove	W, 93-52	(17) Kendrick Perry	(8) Bobby Hain	(8) Blake Allen
Jan. 2	at UIC*	L, 60-65	(19) Kendrick Perr	(10) Blake Allen	(3) DJ Cole (3) Kendrick Perry
Jan. 5	at Loyola*	W, 68-66	(20) Damian Eargle	(5) Shawn Amiker	(5) Blake Allen
Jan. 10	Detroit*	L, 60-101	(16) DJ Cole	(7) Damian Eargle	(3) Kendrick Perry
Jan. 17	at Green Bay*	L, 58-67	(21) Kendrick Perry	(7) Damian Eargle	(3) Bobby Hain
Jan. 19	at Milwaukee*	W, 75-72	(21) Kamren Belin	(7) Damian Eargle	(5) Kendrick Perry (5) DJ Cole
Jan. 23	Wright State*	W, 68-61	(18) Damian Eargle	(10) Kendrick Perry	(5) DJ Cole (5) Kendrick Perry
Jan. 26	Cleveland State*	W, 73-59	(24) Kamren Belin	(9) DJ Cole	(6) Blake Allen
Jan. 30	Valparaiso*	W, 80-68	(28) Kendrick Perry	(11) Kendrick Perry	(3) Blake Allen (3) DJ Cole
Feb. 1	at Detroit*	L, 77-88	(22) Kendrick Perry	(12) Damian Eargle	(4) DJ Cole
Feb. 5	at Cleveland State*	L, 60-66	(15) Bobby Hain	(7) Blake Allen	(4) Kendrick Perry
Feb. 7	Loyola*	W, 60-59	(18) Kendrick Perry	(6) Kamren Belin	(4) Blake Allen (4) Kendrick Perry
Feb. 10	UIC*	L, 83-88 3OT	(29) Kendrick Perry	(9) Blake Allen	(5) Kendrick Perry
Feb. 15	Milwaukee*	W, 94-80	(28) Kendrick Perry	(8) Kendrick Perry	(5) Kendrick Perry (5) DJ Cole
Feb. 17	Green Bay*	L, 54-71	(14) Bobby Hain	(8) Bobby Hain	(3) Blake Allen (3) Blake Allen
Feb. 23	Central Michigan	W, 86-75	(20) Blake Allen (20) Kamren Belin	(5) Kamren Belin	(12) DJ Cole
Feb. 26	at Valparaiso*	L, 64-73	(22) Blake Allen	(6) Damian Eargle (6) DJ Cole	(2) Kamren Belin (2) DJ Cole
March 2	at Wright State*	L, 45-72	(11) Damian Eargle	(5) Blake Allen (5) DJ Cole (5) Bobby Hain	(3) Shawn Amiker
March 5	Loyola!	W, 62-60	(15) Blake Allen (15) Kamren Belin	(9) Shawn Amiker	(5) Blake Allen
March 8	vs. Wright State!	L, 59-66	(20) Kamren Belin	(8) Damian Eargle	(5) DJ Cole
March 19	Oakland#	W, 99-87	(31) Kendrick Perry	(10) Damian Eargle	(5) Blake Allen (5) DJ Cole
March 23	Canisius#	L, 82-84 OT	(27) Blake Allen	(11) Kamren Belin (11) Damian Eargle	(5) Kendrick Perry (6) DJ Cole

Record	Overall	Home	Away	Neutral
All Games	18-16	12-5	6-8	0-3
Horizon League Games	7-9	5-3	2-6	0-0
Non-League Games	11-7	7-2	4-2	0-3

\*- Horizon League Game  
 ! - Horizon League Tournament Game  
 \$ - Progressive Legends Classic Game  
 #- CollegenInsider.com Postseason Tournament Game





**YEAR-IN-REVIEW**

**2012-13 Team Game-by-Game Statistics**

Game	Score	FG-FGA	Pct.	3PT-3PTA	Pct.	FT-FTA	Pct.	O-D-R	PF	A	TO	B	S	Half
Youngstown State	80	25-57	.439	6-15	.400	24-36	.667	12-31-43	26	12	12	5	8	43
George Washington	73	23-57	.404	3-11	.273	24-38	.632	12-26-38	24	9	14	3	3	32
Youngstown State	68	22-53	.415	6-19	.316	18-22	.818	10-32-42	22	10	17	7	6	25
Georgia	56	17-53	.321	6-16	.375	16-21	.762	7-24-31	23	7	15	1	6	14
Saint Francis (Pa.)	60	25-56	.446	3-14	.214	7-12	.583	12-21-33	16	10	19	2	7	24
Youngstown State	75	26-52	.500	8-16	.500	15-16	.938	5-22-27	13	12	14	6	11	29
Youngstown State	80	30-79	.380	6-18	.333	14-19	.737	18-29-47	20	10	7	6	5	27
North Dakota State	83 OT	26-65	.400	8-15	.533	23-28	.821	13-34-47	19	11	13	8	1	34
James Madison	69	25-55	.455	4-17	.235	15-20	.750	10-22-32	16	15	9	1	7	25
Youngstown State	68	22-50	.440	8-23	.348	16-24	.667	9-21-30	17	16	11	8	2	32
Youngstown State	74	27-65	.415	9-26	.346	11-20	.550	9-20-29	24	20	7	8	10	33
Duquesne	84	27-60	.450	9-21	.429	21-32	.656	19-34-53	18	17	16	5	2	42
Kent State	85	29-69	.420	8-17	.471	19-26	.731	18-28-46	22	10	10	1	5	34
Youngstown State	78 OT	27-64	.422	4-20	.200	20-27	.741	13-25-38	18	13	11	5	4	36
Youngstown State	58	21-49	.429	4-11	.364	12-26	.462	13-31-44	16	12	14	7	7	23
Bowling Green	49	18-58	.310	2-14	.143	11-14	.786	12-22-34	20	8	10	4	9	17
Geneva	50	20-54	.370	8-22	.364	2-2	1.000	7-21-28	10	13	23	1	6	24
Youngstown State	93	38-75	.507	7-28	.250	10-15	.667	20-27-47	5	30	9	8	14	47
Hiram	44	16-61	.262	6-23	.261	6-9	.667	15-27-42	20	8	19	0	8	21
Youngstown State	71	25-59	.424	3-26	.115	18-23	.783	10-31-41	11	19	14	7	12	31
Youngstown State	54	21-64	.328	8-22	.364	4-8	.500	14-21-35	16	13	11	6	4	33
South Florida	72	26-59	.441	8-19	.421	12-17	.706	13-32-45	12	14	10	3	5	33
Youngstown State	67	23-54	.426	5-11	.455	16-26	.615	15-35-50	15	14	19	7	7	33
Bethune-Cookman	51	22-62	.355	2-13	.154	5-13	.385	12-20-32	23	8	14	5	9	21
Marygrove	52	21-57	.368	4-18	.222	6-6	1.000	7-18-25	15	10	21	7	4	17
Youngstown State	93	37-82	.451	9-24	.375	10-13	.769	24-27-51	10	29	10	5	11	43
Youngstown State	60	20-54	.370	7-21	.333	13-16	.813	8-25-33	18	12	14	4	8	29
UIC	65	23-57	.404	5-22	.227	14-18	.778	13-29-42	18	16	12	4	9	29
Youngstown State	68	25-52	.481	4-11	.364	14-18	.778	4-25-29	18	12	8	9	2	30
Loyola	66	23-57	.404	4-17	.235	16-19	.842	10-25-35	15	13	7	3	2	35
Detroit	101	41-76	.539	11-20	.550	8-10	.800	15-31-46	23	21	13	4	10	45
Youngstown State	60	20-54	.370	2-14	.143	18-29	.621	9-22-31	10	10	20	2	5	24
Youngstown State	58	18-59	.305	8-23	.348	14-20	.700	10-21-31	24	11	11	5	12	25
Green Bay	67	21-47	.447	1-6	.167	24-30	.800	7-33-40	17	11	16	6	6	25
Youngstown State	75	29-57	.509	7-18	.389	10-14	.714	8-25-33	15	18	10	5	8	43
Milwaukee	72	28-66	.424	9-28	.321	7-13	.538	16-22-38	13	15	11	4	7	39
Wright State	61	25-63	.379	6-15	.400	5-10	.500	12-19-31	19	9	14	1	10	25
Youngstown State	68	24-48	.500	5-18	.278	15-19	.789	6-28-34	13	13	18	9	6	28
Cleveland State	59	23-57	.404	8-22	.364	5-7	.714	10-28-38	16	11	18	3	4	27
Youngstown State	73	22-58	.379	8-22	.364	21-24	.875	11-24-35	10	15	10	5	12	42
Valparaiso	68	23-56	.411	3-20	.150	19-31	.613	14-20-34	20	5	12	1	7	28
Youngstown State	80	26-54	.481	8-19	.421	20-27	.741	10-27-37	20	12	10	2	7	39
Youngstown State	77	27-58	.466	11-33	.333	12-15	.800	8-30-38	19	14	20	7	2	40
Detroit	88	32-67	.478	9-20	.450	15-22	.682	8-25-33	16	15	9	1	12	42
Youngstown State	60	22-52	.423	5-15	.333	11-22	.500	7-18-25	16	14	7	5	7	23
Cleveland State	66	24-51	.471	4-16	.250	14-17	.824	9-29-38	20	11	15	5	4	30
Loyola	59	22-53	.415	7-13	.538	8-15	.533	12-22-34	13	15	13	1	3	20
Youngstown State	60	21-49	.429	5-18	.278	13-16	.813	7-24-31	15	10	10	6	8	34
UIC	88	30-70	.429	8-24	.333	20-25	.800	13-41-54	21	15	18	3	8	16
Youngstown State	83 3OT	25-76	.329	13-34	.382	20-33	.606	15-30-45	20	15	13	4	9	19
Milwaukee	80	23-48	.479	11-21	.524	23-36	.636	10-18-28	21	16	15	3	4	36
Youngstown State	94	33-58	.569	13-28	.464	15-26	.577	10-24-34	22	19	9	1	7	48
Green Bay	71	25-48	.521	4-10	.400	17-20	.850	8-31-39	16	16	12	7	3	33
Youngstown State	54	19-57	.333	5-25	.200	11-13	.846	7-17-24	16	11	6	4	8	25
Central Michigan	75	23-54	.426	8-22	.364	21-27	.778	11-18-29	21	13	11	1	7	27
Youngstown State	86	30-50	.600	8-18	.500	17-26	.654	7-22-29	22	23	10	3	3	45
Youngstown State	64	25-63	.397	5-13	.385	9-12	.750	11-19-30	24	9	5	4	3	40
Valparaiso	73	23-50	.460	7-21	.333	20-31	.645	13-26-39	15	14	12	6	3	33
Youngstown State	45	14-39	.359	5-14	.357	12-18	.667	4-19-23	14	10	16	5	4	19
Wright State	72	30-54	.556	5-13	.385	7-11	.636	8-24-32	14	17	10	1	12	39
Loyola	60	24-54	.444	4-10	.400	8-13	.615	9-23-32	15	17	12	3	4	29
Youngstown State	62	26-52	.500	4-16	.250	6-10	.600	4-23-27	14	14	11	8	4	29
Youngstown State	59	23-56	.411	5-19	.263	8-16	.500	9-24-33	18	8	9	2	5	19
Wright State	66	23-47	.489	7-13	.538	13-19	.684	3-28-31	15	12	12	2	7	33
Oakland	87	31-64	.470	7-15	.467	18-23	.783	10-27-37	18	12	12	0	6	44
Youngstown State	99	31-64	.484	18-35	.514	19-24	.792	6-27-33	20	23	10	7	6	43
Canisius	84	28-75	.373	10-31	.323	18-25	.720	18-25-43	16	11	6	2	4	28
Youngstown State	82	29-65	.445	15-34	.441	9-13	.692	17-29-41	19	20	15	1	4	45





**YEAR-IN-REVIEW**

**Penguin Team Season Highs**

<b>Points</b>	99	vs. Oakland (3/19/13)
<b>First-Half Points</b>	48	vs. Milwaukee (2/15/13)
<b>Second-Half Points</b>	56	vs. Oakland (3/19/13)
<b>Field Goals Made</b>	38	vs. Geneva (12/6/12)
<b>Field Goal Attempts</b>	82	vs. Marygrove (12/29/12)
<b>Field Goal Percentage</b>	.600 (30-50)	vs. Central Michigan (2/23/13)
<b>3-Point FG Made</b>	18	vs. Oakland (3/19/13)
<b>3-Point FG Attempts</b>	35	vs. Oakland (3/19/13)
<b>3-Point Field Goal Pct.</b>	.514 (18-35)	vs. Oakland (3/19/13)
<b>Free Throws Made</b>	24	at George Washington (11/10/12)
<b>Free Throw Attempts</b>	36	at George Washington (11/10/12)
<b>Free Throw Percentage</b>	.938 (15-16)	vs. Saint Francis (11/16/12)
<b>Rebounds</b>	51	vs. Marygrove (12/29/12)
<b>Assists</b>	30	vs. Geneva (12/6/12)
<b>Steals</b>	14	vs. Geneva (12/6/12)
<b>Blocked Shots</b>	9	vs. Wright State (1/23/13)
	9	at Loyola (1/5/13)
<b>Turnovers</b>	20	at Detroit (2/1/13)
	20	vs. Detroit (1/10/13)
<b>Fouls</b>	26	at George Washington (11/10/12)

**Opponent Team Season Highs**

<b>Points</b>	101	vs. Detroit (1/10/13)
<b>First-Half Points</b>	45	vs. Detroit (1/10/13)
<b>Second-Half Points</b>	56	vs. Detroit (1/10/13)
<b>Field Goals Made</b>	41	vs. Detroit (1/10/13)
<b>Field Goal Attempts</b>	76	vs. Detroit (1/10/13)
<b>Field Goal Percentage</b>	.556 (30-54)	at Wright State (3/2/13)
<b>3-Point FG Made</b>	11	vs. Milwaukee (2/15/13)
	11	vs. Detroit (1/10/13)
<b>3-Point FG Attempts</b>	31	vs. Canisius (3/23/13)
<b>3-Point Field Goal Pct.</b>	.550 (11-20)	vs. Detroit (1/10/13)
<b>Free Throws Made</b>	24	at Green Bay (1/17/13)
	24	at George Washington (11/10/12)
<b>Free Throw Attempts</b>	38	at George Washington (11/10/12)
<b>Free Throw Percentage</b>	1.000 (6-6)	vs. Marygrove (12/29/12)
	1.000 (2-2)	vs. Geneva
<b>Rebounds</b>	54	vs. UIC (2/10/13)
<b>Assists</b>	21	vs. Detroit (1/10/13)
<b>Steals</b>	12	at Detroit (2/1/13)
<b>Blocked Shots</b>	8	vs. North Dakota State (11/19/12)
<b>Turnovers</b>	23	vs. Geneva (12/6/12)
<b>Fouls</b>	24	at George Washington (11/10/12)

**Penguin Team Season Lows**

<b>Points</b>	45	at Wright State (3/2/13)
<b>First Half Points</b>	19	vs. Wright State (3/8/13)
	19	at Wright State (3/2/13)
	19	vs. UIC (2/10/13)
<b>Second Half Points</b>	21	at USF (12/18/12)
<b>Field Goals Made</b>	14	at Wright State (3/2/13)
<b>Field Goal Attempts</b>	39	at Wright State (3/2/13)
<b>Field Goal Percentage</b>	.305 (18-59)	at Green Bay (1/17/13)
<b>3-Point FG Made</b>	2	vs. Detroit (1/10/13)
<b>3-Point FG Attempts</b>	11	at Bowling Green (12/1/12)
	11	at Bethune-Cookman (12/21/12)
	11	at Loyola (1/5/13)
<b>3-Point Field Goal Pct.</b>	.115 (3-26)	vs. Hiram (12/8/12)
<b>Free Throws Made</b>	4	at USF (12/18/12)
<b>Free Throw Attempts</b>	8	at USF (12/18/12)
<b>Free Throw Percentage</b>	.462 (12-26)	at Bowling Green (12/1/12)
<b>Rebounds</b>	23	at Wright State (3/2/13)
<b>Assists</b>	8	vs. Wright State (3/8/13)
<b>Steals</b>	2	vs. James Madison (11/20/12)
	2	at Loyola (1/5/13)
	2	at Detroit (2/1/13)
<b>Blocked Shots</b>	1	vs. Milwaukee (2/15/13)
<b>Turnovers</b>	5	at Valparaiso (2/26/13)
<b>Fouls</b>	5	vs. Geneva (12/6/12)

**Opponent Team Season Lows**

<b>Points</b>	44	vs. Hiram (12/8/12)
<b>First-Half Points</b>	14	at Georgia (11/12/12)
<b>Second-Half Points</b>	23	vs. Hiram (12/8/12)
<b>Field Goals Made</b>	16	vs. Hiram (12/8/12)
<b>Field Goal Attempts</b>	47	at Green Bay (1/17/13)
<b>Field Goal Percentage</b>	.262 (16-61)	vs. Hiram (12/8/12)
<b>3-Point FG Made</b>	1	at Green Bay (1/17/13)
<b>3-Point FG Attempts</b>	6	at Green Bay (1/17/13)
<b>3-Point Field Goal Pct.</b>	.143 (2-14)	at Bowling Green (12/1/12)
<b>Free Throws Made</b>	2	vs. Geneva (12/6/12)
<b>Free Throw Attempts</b>	2	vs. Geneva (12/6/12)
<b>Free Throw Percentage</b>	.385 (5-13)	at Bethune-Cookman (12/21/12)
<b>Rebounds</b>	25	vs. Marygrove (12/29/12)
<b>Assists</b>	5	vs. Valparaiso (1/30/13)
<b>Steals</b>	1	vs. North Dakota State (11/19/12)
<b>Blocked Shots</b>	0	vs. Hiram (12/8/12)
<b>Turnovers</b>	7	at Loyola (1/5/13)
<b>Fouls</b>	10	vs. Geneva (12/6/12)







**YEAR-IN-REVIEW**

**INDIVIDUAL POINTS-REBOUNDS-ASSISTS**

Opponent	Date	Score	W/L	Allen	K. Perry	Amiker	Belin	Cole	Chojnacki	Hain	Eargle
at George Wash.	11/10	80-73	W	19-7-2	3-4-4	10-5-1	6-9-1	12-2-3	DNP	19-11-0	11-5-1
at Georgia	11/12	68-56	W	7-4-3	23-6-5	4-5-0	17-6-0	5-3-2	DNP	0-0-0	10-10-0
Saint Francis (Pa.)	11/16	75-60	W	18-0-3	19-7-3	11-5-1	11-5-0	2-2-4	DNP	2-2-0	12-5-1
vs. North Dakota St.	11/19	80-83	L	10-6-3	34-8-3	8-5-4	15-11-0	0-4-4	3-0-0	2-1-0	8-6-0
vs. James Madison	11/20	68-69	L	14-1-3	12-2-5	12-5-2	10-12-4	1-0-1	0-2-0	2-0-0	17-6-1
at Duquesne	11/21	74-84	L	5-4-3	15-1-5	10-2-1	7-4-4	3-1-2	0-2-1	13-5-0	14-5-1
Kent State	11/28	78-85	L	12-4-0	26-2-3	7-5-2	5-4-0	5-4-5	0-1-0	5-4-1	18-10-1
at Bowling Green	12/1	58-49	W	15-2-3	8-7-2	6-1-0	8-7-1	6-2-5	5-1-1	0-1-1	10-15-1
Geneva	12/6	93-50	W	15-3-5	11-5-8	10-4-5	6-6-1	5-1-2	2-4-2	16-11-2	9-5-0
Hiram	12/8	71-44	W	8-1-4	12-4-7	12-5-2	4-8-1	3-2-1	4-3-0	4-2-1	20-9-0
at USF	12/18	54-72	L	6-7-3	15-3-3	8-3-0	0-3-2	7-1-3	0-2-0	11-7-0	7-4-2
at Bethune-Cook.	12/21	67-51	W	12-10-2	15-8-7	5-4-0	4-6-1	4-0-3	0-0-0	14-7-1	13-11-0
Marygrove	12/29	93-52	W	17-4-8	17-6-6	9-5-0	3-1-1	2-3-5	4-3-0	13-8-1	11-5-1
at UIC	1/2	60-65	L	12-10-2	19-9-3	2-0-1	11-3-2	10-1-3	0-0-0	2-4-0	4-2-1
at Loyola	1/5	68-66	W	2-3-5	18-4-3	5-5-3	13-3-0	5-4-1	0-0-0	5-4-0	20-4-0
Detroit	1/10	101-60	L	5-4-1	9-2-3	3-2-0	2-5-1	16-2-2	1-0-1	8-3-0	14-7-0
at Green Bay	1/17	58-67	L	10-1-1	21-6-2	3-4-1	4-3-1	8-1-2	2-0-0	8-3-0	6-7-1
at Milwaukee	1/19	75-72	W	16-4-3	6-8-5	0-1-1	21-2-3	7-4-5	0-0-0	8-2-1	17-7-0
Wright State	1/23	68-61	W	17-6-3	14-10-5	2-2-0	10-4-0	5-4-5	0-0-0	2-1-0	18-6-0
Cleveland State	1/26	73-59	W	7-8-6	17-2-4	0-1-0	24-5-1	9-9-3	2-0-0	DNP	14-4-0
Valparaiso	1/30	80-68	W	1-5-3	28-11-2	9-0-1	16-9-2	8-4-4	0-0-0	4-4-0	11-3-1
at Detroit	2/1	77-88	L	5-2-2	22-2-3	4-1-2	19-7-2	6-2-4	DNP	0-2-2	13-12-0
at Cleveland State	2/5	60-66	L	14-7-2	5-5-4	DNP	11-1-3	6-2-2	0-0-0	15-3-1	9-4-2
Loyola	2/7	60-59	W	10-4-4	18-5-4	3-1-0	11-6-0	9-4-2	DNP	4-4-0	5-4-0
UIC	2/10	83-88	L	16-9-4	29-6-5	2-3-0	14-7-2	8-5-3	0-0-0	2-0-1	5-7-0
Milwaukee	2/15	94-80	W	17-5-3	28-8-5	2-3-1	15-7-3	18-4-5	0-0-0	6-2-1	DNP
Green Bay	2/17	54-71	L	11-6-3	13-2-3	0-0-0	12-3-3	4-1-2	0-0-0	14-8-0	DNP
Central Michigan	2/23	86-75	W	20-3-3	DNP	7-1-1	20-5-1	12-3-12	0-1-0	6-3-3	10-3-0
at Valparaiso	2/28	64-73	L	22-5-1	DNP	8-3-1	5-4-2	15-6-2	0-1-0	2-1-2	12-6-0
at Wright State	3/1	45-72	L	5-5-1	DNP	3-1-3	8-1-1	7-5-2	0-0-0	7-5-0	11-1-0
Loyola	3/5	62-60	W	15-2-5	DNP	9-9-1	15-3-1	13-2-4	0-0-0	0-0-0	10-8-2
vs. Wright State	3/8	59-66	L	6-5-1	11-6-0	0-1-0	20-5-2	6-3-5	DNP	3-1-0	13-8-0
Oakland	3/19	99-87	W	27-1-5	31-8-5	2-1-1	16-9-3	0-2-5	DNP	11-0-1	12-10-2
Canisius	3/23	82-84	L	27-3-5	20-7-5	1-0-0	14-11-2	6-1-6	DNP	0-4-0	14-11-2

Opponent	Date	Score	W/L	Reese	Larson	Weber	Podolsky
at George Wash.	11/10	80-73	W	DNP	DNP	0-0-0	DNP
at Georgia	11/12	68-56	W	DNP	2-0-0	0-0-0	0-0-0
Saint Francis (Pa.)	11/16	75-60	W	DNP	DNP	DNP	0-0-0
vs. North Dakota St.	11/19	80-83	L	DNP	DNP	0-0-0	0-0-0
vs. James Madison	11/20	68-69	L	DNP	DNP	0-0-0	DNP
at Duquesne	11/21	74-84	L	DNP	DNP	7-2-3	DNP
Kent State	11/28	78-85	L	DNP	DNP	0-2-1	DNP
at Bowling Green	12/1	58-49	W	DNP	DNP	0-1-0	0-2-0
Geneva	12/6	93-50	W	6-0-0	4-1-0	7-3-4	2-2-1
Hiram	12/8	71-44	W	2-0-1	0-0-0	2-3-2	0-3-0
at USF	12/18	54-72	L	0-0-0	0-0-0	0-1-0	0-1-0
at Bethune-Cook.	12/21	67-51	W	DNP	DNP	DNP	DNP
Marygrove	12/29	93-52	W	0-1-3	9-4-0	5-2-3	3-4-1
at UIC	1/2	60-65	L	DNP	DNP	DNP	DNP
at Loyola	1/5	68-66	W	DNP	DNP	0-0-0	DNP
Detroit	1/10	60-101	L	DNP	0-0-0	2-0-2	0-2-0
at Green Bay	1/17	58-67	L	DNP	DNP	0-0-0	0-0-0
at Milwaukee	1/19	75-72	W	DNP	DNP	DNP	DNP
Wright State	1/23	68-61	W	DNP	DNP	DNP	DNP
Cleveland State	1/26	73-59	W	DNP	DNP	0-1-1	DNP
Valparaiso	1/30	80-68	W	DNP	DNP	3-0-0	0-0-0
at Detroit	2/1	77-88	L	DNP	DNP	8-5-1	DNP
at Cleveland State	2/5	60-66	L	DNP	DNP	0-1-0	DNP
Loyola	2/7	60-59	W	DNP	DNP	0-1-0	DNP
UIC	2/10	83-88	L	DNP	DNP	7-1-0	DNP
Milwaukee	2/15	94-80	W	DNP	DNP	DNP	DNP
Green Bay	2/17	54-71	L	DNP	0-1-0	0-0-0	DNP
Central Michigan	2/23	86-75	W	DNP	2-2-0	9-3-3	0-0-0
at Valparaiso	2/28	64-73	L	DNP	0-0-0	0-0-1	0-1-0
at Wright State	3/2	45-72	L	0-1-0	0-0-1	1-2-1	3-0-1
Loyola	3/5	62-60	W	DNP	DNP	0-0-1	DNP
vs. Wright State	3/8	59-66	L	DNP	DNP	0-0-0	DNP
Oakland	3/19	99-87	W	DNP	DNP	0-0-1	DNP
Canisius	3/23	82-84	L	DNP	DNP	0-0-0	DNP





**COACHING RECORDS**

**VICTORIES**

Coach	W-L	Pct.
Dom Rosselli (1940-82)	589-388	.604
<b>Jerry Slocum (2005-Present)</b>	<b>92-152</b>	<b>.377</b>
Dan Peters (1993-1999)	78-87	.473
Mike Rice (1983-87)	75-67	.528
John Robic (1999-2005)	58-113	.339
Ray Sweeney (1935-40)	42-51	.451
John Stroia (1989-93)	29-81	.263
Jack McPhee (1930-31/33-35)	21-40	.344
Al Fairfield (1927-30)	16-10	.615
Jim Cleamons (1987-89)	12-44	.214
Joe Morbito (1942-43)	11-5	.687
Denton Doll (1932-33)	3-11	.214

**WINNING PERCENTAGE**

Coach	W-L	Pct.
Joe Morbito (1942-43)	11-5	.687
Al Fairfield (1927-30)	16-10	.615
Dom Rosselli (1940-82)	589-388	.604
Mike Rice (1983-87)	75-67	.528
Dan Peters (1993-1999)	78-87	.473
Ray Sweeney (1935-40)	42-51	.451
<b>Jerry Slocum (2005-Present)</b>	<b>92-152</b>	<b>.377</b>
Jack McPhee (1930-31/33-35)	21-40	.344
John Robic (1999-2005)	58-113	.339
John Stroia (1989-93)	29-81	.263
Jim Cleamons (1987-89)	12-44	.214
Denton Doll (1932-33)	3-11	.214

**RECORD BY DECADE**

Years	W-L	Pct.
1926-27 through 1929-30	14-8	.636
1930-31 through 1939-40	66-102	.393
1940-41 through 1949-50	69-83	.454
1950-51 through 1959-60	151-109	.580
1960-61 through 1969-70	194-71	.732
1970-71 through 1979-80	165-99	.625
1980-81 through 1989-90	101-150	.402
1990-91 through 1999-00	111-164	.404
2000-01 through 2009-10	95-197	.325
2010-11 through Present	43-52	.453

**YEAR-BY-YEAR COACHING RESULTS**

Year	Coach	W	L	Pct.	Year	Coach	W	L	Pct.
1927-28	Al Fairfield	2	2	.500	1972-73	Dom Rosselli	10	13	.435
1928-29	Al Fairfield	8	2	.800	1973-74	Dom Rosselli	10	16	.385
1929-30	Al Fairfield	6	6	.500	1974-75	Dom Rosselli	19	9	.679
1930-31	Jack McPhee	1	13	.071	1975-76	Dom Rosselli	17	9	.654
1931-32	Jack McPhee	3	10	.231	1976-77	Dom Rosselli	22	7	.759
1932-33	Denton Doll	3	11	.214	1977-78	Dom Rosselli	16	9	.640
1933-34	Jack McPhee	6	8	.429	1978-79	Dom Rosselli	13	13	.500
1934-35	Jack McPhee	11	9	.550	1979-80	Dom Rosselli	17	10	.630
1935-36	Ray Sweeney	8	11	.421	1980-81	Dom Rosselli	13	13	.500
1936-37	Ray Sweeney	8	10	.444	1981-82	Dom Rosselli	8	18	.308
1937-38	Ray Sweeney	11	9	.550	1982-83	Mike Rice	15	12	.556
1938-39	Ray Sweeney	6	12	.333	1983-84	Mike Rice	18	11	.621
1939-40	Ray Sweeney	9	9	.550	1984-85	Mike Rice	19	11	.633
1940-41	Dom Rosselli	14	8	.636	1985-86	Mike Rice	12	16	.429
1941-42	Dom Rosselli	9	12	.429	1986-87	Mike Rice	11	17	.393
1942-43	Joe Morbito	11	5	.688	1987-88	Jim Cleamons	7	21	.250
1943-46	No Teams Due to WWII				1988-89	Jim Cleamons	5	23	.185
1946-47	Dom Rosselli	13	10	.565	1989-90	John Stroia	8	20	.286
1947-48	Dom Rosselli	10	14	.416	1990-91	John Stroia	12	16	.429
1948-49	Dom Rosselli	9	14	.391	1991-92	John Stroia	6	22	.214
1949-50	Dom Rosselli	3	20	.130	1992-93	John Stroia	3	23	.115
1950-51	Dom Rosselli	16	7	.696	1993-94	Dan Peters	5	21	.192
1951-52	Dom Rosselli	16	7	.696	1994-95	Dan Peters	18	10	.643
1952-53	Dom Rosselli	10	14	.417	1995-96	Dan Peters	12	15	.444
1953-54	Dom Rosselli	11	16	.407	1996-97	Dan Peters	9	18	.333
1954-55	Dom Rosselli	10	17	.370	1997-98	Dan Peters	20	9	.689
1955-56	Dom Rosselli	12	14	.462	1998-99	Dan Peters	14	14	.500
1956-57	Dom Rosselli	23	4	.852	1999-00	John Robic	12	16	.429
1957-58	Dom Rosselli	23	7	.767	2000-01	John Robic	19	11	.633
1958-59	Dom Rosselli	19	9	.679	2001-02	John Robic	5	23	.178
1959-60	Dom Rosselli	11	14	.440	2002-03	John Robic	9	20	.310
1960-61	Dom Rosselli	21	7	.750	2003-04	John Robic	8	20	.286
1961-62	Dom Rosselli	16	12	.571	2004-05	John Robic	5	23	.178
1962-63	Dom Rosselli	18	9	.667	2005-06	Jerry Slocum	7	21	.250
1963-64	Dom Rosselli	24	3	.889	2006-07	Jerry Slocum	14	17	.452
1964-65	Dom Rosselli	20	6	.769	2007-08	Jerry Slocum	9	21	.300
1965-66	Dom Rosselli	19	7	.731	2008-09	Jerry Slocum	11	19	.367
1966-67	Dom Rosselli	18	7	.720	2009-10	Jerry Slocum	8	22	.267
1967-68	Dom Rosselli	17	8	.680	2010-11	Jerry Slocum	9	21	.300
1968-69	Dom Rosselli	19	7	.731	2011-12	Jerry Slocum	16	15	.515
1969-70	Dom Rosselli	22	5	.815	2012-13	Jerry Slocum	18	16	.529
1970-71	Dom Rosselli	19	6	.760	<b>TOTALS</b>		<b>1,026</b>	<b>1,049</b>	<b>.494</b>
1971-72	Dom Rosselli	22	7	.759					

**COACH BILL DAILEY (1954-87)**

Coach Bill Dailey served as an assistant coach at YSU for six seasons before being named to replace Mike Rice in March 1987. However, Dailey died in August from cancer before ever taking the sidelines as the official head coach. Six seasons before, at age 26, Dailey served as the interim Head Coach for Dom Rosselli compiling a 13-13 record during the 1980-81 campaign, including wins in five of the last six games of the year.



**JACK MCPHEE**  
1930-32 | 1933-35




**DENTON DOLL**  
1932-33



**RAY SWEENEY**  
1935-40



**DOM ROSELLI**  
1940-42 | 1946-82



**JOE MORBITO**  
1942-43



**MIKE RICE**  
1983-87



**JIM CLEAMONS**  
1987-89



**JOHN STROIA**  
1989-93



**DAN PETERS**  
1993-99



**JOHN ROBIC**  
1999-2005





**ALL-LEAGUE PERFORMERS**

**D-I All-Americans**  
**Honorable Mention**  
 1984-85 • John Keshock

**All-Conference**  
**Horizon League**  
**First-Team**  
 2012-13 • Kendrick Perry  
 2011-12 • Kendrick Perry  
 2006-07 • Quin Humphrey  
 2005-06 • Quin Humphrey

**Mid-Continent**  
**First-Team**  
 2000-01 • Craig Haese  
 1997-98 • Anthony Hunt  
**Second-Team**  
 1999-00 • Elmer Brown  
 1997-98 • Willie Spellman  
 1996-97 • Anthony Hunt  
 1994-95 • Andre Smith  
**Honorable-Mention**  
 2000-01 • Ryan Patton

**Independent**  
**Second-Team**  
 1990-91 • Reggie Kemp  
 1989-90 • Reggie Kemp  
**Honorable-Mention**  
 1989-90 • Tim Jackson

**Ohio Valley**  
**First-Team**  
 1984-85 • John Keshock  
**Second-Team**  
 1983-84 • Bruce Timko  
 1983-84 • Ray Robinson

**All-Tournament**  
**Mid-Continent**  
 1997-98 • Willie Spellman

**Ohio Valley**  
 1984-85 • John Keshock  
 1983-84 • Bruce Timko  
 1983-84 • Ray Robinson

**All-Newcomer Team**  
**Horizon League**  
 2012-13 • Kamren Belin  
 2010-11 • Damian Eargle  
 2008-09 • DeAndre Mays  
 2007-08 • Vytas Sulskis  
 2005-06 • Keston Roberts  
 2002-03 • Adam Baumann

**Mid-Continent**  
 1998-99 • Elmer Brown  
 1997-98 • David Brown  
 1995-96 • Anthony Hunt

1993-94 • Andre Smith  
**Defensive Player of the Year**  
**Horizon League**  
 2012-13 • Damian Eargle  
**All-Defensive**  
**Horizon League**  
 2012-13 • **Damian Eargle**  
 2012-13 • **Kendrick Perry**  
 2011-12 • Damian Eargle  
 2002-03 • Marlon Williamson

**All-Freshman**  
**Ohio Valley**  
 1987-88 • Tim Jackson  
 1981-82 • Troy Williams

**Coach of the Year**  
**Mid-Continent**  
 1997-98 • Dan Peters

**All-Academic**  
**Horizon**  
 2003-04 • Adam Baumann


**Mid-Continent**  
 2000-01 • Craig Haese  
 2000-01 • Andrew Hannan  
 1999-00 • Craig Haese  
 1999-00 • Andrew Hannan  
 1999-00 • Jeremy Jackson  
 1998-99 • Andrew Hannan  
 1998-99 • Craig Haese  
 1998-99 • DeVon Lewis  
 1997-98 • DeVon Lewis  
 1996-97 • Mike Brennan

**CoSIDA Academic**  
**All-America**  
 2003-04 • Adam Baumann  
 (Third Team)

**CoSIDA Academic**  
**All-District**  
 2003-04 • Adam Baumann  
 2000-01 • Craig Haese  
 1998-99 • Andrew Hannan

**NAIA All-Americans**  
**First-Team**  
 1958-59 • Herb Lake  
 1955-56 • Tony Knott  
**Second-Team**  
 1957-58 • Herb Lake


**D-II All-Americans**  
 1977-78 • Jeff Covington  
 1976-77 • Jeff Covington  
 1975-76 • Jeff Covington




F/C • Ray Robinson  
 Second Team | 1983-84



G • Bruce Timko  
 Second Team | 1983-84




G • John Keshock  
 First Team | 1984-85




G • Gary Robbins  
 Second Team | 1985-86




F • Tilman Bevely  
 First Team | 1986-87




F • Tim Jackson  
 Honorable Mention  
 1989-90




F • Reggie Kemp  
 Second Team | 1990-91  
 Second Team | 1989-90




G • Andre Smith  
 Second Team | 1994-95




G • Anthony Hunt  
 Second Team | 1996-97  
 First Team | 1997-98




F • Willie Spellman  
 Second Team | 1997-98



G • Elmer Brown  
 Second Team | 1999-00




G • Craig Haese  
 First Team | 2000-01



G • Ryan Patton  
 Honorable Mention  
 2000-01



G • Quin Humphrey  
 First Team | 2005-06  
 First Team | 2006-07




G • Kendrick Perry  
 First Team | 2011-12  
 First Team | 2012-13





**SPECIAL HONORS**


RETIRED NUMBERS | 12 • 36 • 40 • 55 • 589




G • John McElroy  
#12 | 1965-69  
Youngstown, Ohio




G • Tony Vivo  
#36 | 1936-40  
Youngstown, Ohio



C • Leo Mogus  
#40 | 1939-43  
Youngstown, Ohio



F • Jeff Covington  
#55 | 1974-78  
Washington, D.C.



Coach Dom Rosselli  
#589  
1940-42 | 1946-83

**YSU Athletics  
Hall-of-Fame  
Inductees**

- Bruce Alexander • 1994
- Ron Allen • 1990
- Bob Atterholt • 1990
- Kenneth Bergman • 1997
- Tilman Bevely • 2005
- Walter Brian • 2008
- Jeff Covington • 1988
- Dave Culliver • 1989
- Steve Gergely • 1992
- Craig Haese • 2011
- Anthony Hunt • 2013
- Tim Jackson • 2006
- Sam Jankovich • 2006
- Billy Johnson • 1988
- Fred "Red" Jones • 1993
- Reggie Kemp • 2004
- John Keshock • 1996
- Tony Knott • 1987
- Roy Kroll • 1991
- Herb Lake • 1986
- Mike Magula • 1995
- John McElroy • 1987
- Leo Mogus • 1985
- Charley Moore • 1998
- Terry Moore • 1992
- Joe Nigro • 1993
- Ron Smith • 2009
- Roy Taylor • 1999
- Will Teague • 1991
- Bruce Timko • 2001
- Troy Williams • 2007
- Raymond Wise • 2000
- Mickey Yugovich • 1989

**YOUNGSTOWN STATE ATHLETES OF THE YEAR**




2012-13 | Kendrick Perry  
Guard | Ocoee, Fla.




2010-11 | Vytas Sulskis  
Forward | Vilnius, Lithuania



2006-07 | Quin Humphrey  
Guard | Atlanta, Ga.



2000-01 | Craig Haese  
Guard | DePere, Wis.



1989-90 | Tim Jackson  
Forward | Canton, Ohio



**THE BEEGHLY CENTER**



YEAR-BY-YEAR RECORD	
Year	Record
1972-73	7-8
1973-74	7-9
1974-75	13-3
1975-76	12-4
1976-77	17-3
1977-78	11-2
1978-79	9-8
1979-80	9-4
1980-81	9-5
1981-82	5-8
1982-83	7-5
1983-84	11-2
1984-85	12-1
1985-86	10-4
1986-87	9-6
1987-88	5-9
1988-89	4-9
1989-90	7-8
1990-91	9-6
1991-92	6-10
1992-93	3-10
1993-94	4-8
1994-95	11-3
1995-96	9-4
1996-97	5-8
1997-98	10-3
1998-99	8-4
1999-00	6-6
2000-01	10-2
2001-02	5-7
2002-03	8-5
2003-04	7-6
2004-05	5-10
2005-06	5-7
2006-07	10-4
2007-08	6-7
2008-09	7-9
2009-10	6-9
2010-11	9-7
2011-12	10-4
2012-13	11-5
<b>Total</b>	<b>334-242</b>

**BEEGHLY'S TOP 25 CROWDS**

Att.	Opponent	Date
6,571	Cleveland State	Dec. 13, 1986
6,339	Akron	Jan. 31, 1987
6,320	Akron	Jan. 6, 1984
6,313	Cleveland State	Jan. 28, 2012
6,249	Cleveland State	Jan. 23, 2009
6,213	Valparaiso	Feb. 10, 2001
6,198	Butler	Jan. 19, 2008
6,123	Akron	Jan. 9, 1988
6,087	Milwaukee	Jan. 22, 2010
6,000	Akron	Jan. 15, 1977
6,000	Akron	Jan. 14, 1978
5,916	Clarion State	Nov. 23, 1985
5,910	Akron	Feb. 1, 1975
5,868	Gannon	Feb. 19, 1977
5,807	Akron	Jan. 4, 1986
5,710	Gannon	Jan. 25, 1975
5,700	Ohio	Dec. 2, 1972
5,700	Gannon	Feb. 18, 1978
5,634	Cheyney	Jan. 19, 1980
5,568	Valparaiso	Feb. 19, 1998
5,511	Western Illinois	Feb. 2, 1980
5,500	Northern Kentucky	Jan. 25, 1978
5,230	Eastern Kentucky	Jan. 28, 1984
5,167	Tennessee Tech	March 3, 1986
5,160	Cleveland State	Feb. 15, 1975

The Beeghly Center, which was built for the 1972-73 season, is celebrating its 42nd year as the home of the YSU men's basketball program in 2013-14.

It has seen a major facelift totaling more than \$4 million over the past five years, including a new state-of-the-art videoboard installed in the summer of 2013. A new Dom Rosselli Court was placed in the summer of 2008.

In the last decade, refurbishing has been done to the hallways, court lighting, classrooms, flooring, lobbies, basketball and Olympic Sports offices, swimming pool, and locker rooms.

Also The Coaches Court, a plush room for Athletic Department functions and press conferences, was constructed. In 2008, a new Dom Rosselli Court playing surface was installed.

In the most recent offseason, the YSU athletic department was able to acquire the actual hoops that were used in the 2009 NCAA Men's Basketball Final Four in Detroit.

New strobe lights were also installed in the four corners of the arena to enhance the lighting for photographers. The men's basketball locker room was remodeled prior to the 2009-10 season, and the women's basketball locker room underwent a facelift in March 2010.

In May 2002, the facility underwent more than \$2.5 million in renovations, including a new front and rear lobby and new hallways and locker rooms. Also a new \$150,000 sound system was added to the arena.

Prior to the 2000-01 season, two additional scoreboards were added and expanded press-row seating was created.

The entire facility was built at a cost of \$5.5 million and opened in 1972. It was dedicated in the memory of Mr. and Mrs. Leon A. Beeghly, founders of the Standard Slag Company in Youngstown.

Beeghly Center was dedicated on Dec. 23, 1972, when the Penguins, under Hall of Fame coach Dom Rosselli, played host to Ohio University. The first women's basketball game in the Beeghly Center was on Jan. 23, 1976, when the Guins defeated Kent State-Tuscarawas.

Eleven years after construction, the seating capacity was increased to 6,500 with the addition of permanent seats in the north and south ends of the arena and 1,250 chairback seats located along the court. The capacity is currently 6,300 with recent floor expansion along the baselines.

YSU has won the NCAA Division I Pack The House Challenge in the Horizon League in two of the last three seasons. The women's basketball team routinely ranks second in the league in attendance, and more than 6,000 fans have packed the arena for a men's game in each of the last three seasons. Nearly 6,250 watched the YSU men defeat Cleveland State on Jan. 23, 2009 in a game that was broadcast on ESPNU.

In addition to athletic events, the Beeghly Center serves as a site for graduation ceremonies, community events, concerts and other functions.





BEEGHLY CENTER BREAKDOWN

Beeghly Center Record vs. Opponents

Table with 8 columns: Opponent, Series Record, First Meeting, Last Meeting, Opponent, Series Record, First Meeting, Last Meeting. Lists various opponents and their record details.

2013-14 Home Opponents in Bold

Beeghly Breakdown

Games: 576 in 40 seasons
Record: 334-242
Percentage: .580
Overtime Record: 9-21
Percentage: .300
Most Consecutive Winning Seasons: 7, 1974-75 to 1980-81
Most Games, Season: 20, 1976-77
Most Wins, Season: 17, 1976-77
Most Losses, Season: 10
1991-92; 1992-93; 2004-05
Most Consecutive Wins: 12 (Twice)
Most YSU Points: 127 vs. Point Park • Nov. 28, 1990
Most Wins vs. Opponent: 12 vs. Slippery Rock
Most Losses vs. Opponent: 16 to Akron
Most Games vs. Opponent: 26 vs. Akron

Milestone Games

Table with 3 columns: Milestone (1, 100, 200, 300, 400, 576), Opponent (Ohio, Wright State, Eastern Kentucky, Eastern Illinois, Detroit, Canisius), Date (Dec. 2, 1972, Dec. 20, 1978, Jan. 13, 1986, Jan. 11, 1993, Dec. 16, 2000, Mar. 23, 2013)

Milestone Wins

Table with 3 columns: Milestone (1, 50, 100, 150, 200, 250, 300, 334), Opponent (Alliance, Wright State, Bellarmine, Tennessee State, Cleveland State, IPFW, Geneva, Oakland), Date (Dec. 16, 1972, Jan. 29, 1977, Dec. 4, 1982, Dec. 19, 1987, Dec. 12, 1995, Feb. 23, 2002, Nov. 24, 2009, Mar. 19, 2013)

Overtime Games

Jan. 12, 1974 • Milwaukee 72, YSU 70
Feb. 15, 1975 • Cleveland State 93, YSU 89
Jan. 9, 1976 • Northern Kentucky 82, YSU 81
March 7, 1977 • Randolph-Macon 71, YSU 68
Feb. 2, 1980 • Western Illinois 77, YSU 73
Nov. 28, 1981 • Westminster 68, YSU 66
Feb. 27, 1982 • Murray State 69, YSU 66
Jan. 15, 1983 • YSU 75, Austin Peay 70
Jan. 29, 1983 • Akron 78, YSU 66
Feb. 5, 1983 • YSU 73, MTSU 72
Dec. 15, 1984 • YSU 74, South Alabama 73
Feb. 11, 1985 • YSU 61, Eastern Kentucky 60
Jan. 13, 1986 • YSU 75, E. Kentucky 69 (2)
Feb. 16, 1987 • YSU 69, Morehead State 68
Jan. 23, 1991 • Akron 71, YSU 66
Dec. 19, 1998 • Montana 81, YSU 74
Dec. 14, 1999 • Niagara 82, YSU 77
Jan. 20, 2001 • YSU 71, Chicago State 68 (2)
Jan. 21, 2004 • Butler 67, YSU 66
Feb. 7, 2004 • Green Bay 73, YSU 70
Dec. 14, 2004 • Siena 78, YSU (4)
Feb. 25, 2006 • Loyola 87, YSU 84
Jan. 31, 2009 • Detroit 68, YSU 64
Feb. 5, 2011 • Valparaiso 86, YSU 78
Feb. 26, 2011 • Milwaukee 94, YSU 87
Nov. 18, 2011 • YSU 53, UC-Riverside 49
Jan. 5, 2012 • YSU 68, Loyola 64
Nov. 28, 2012 • Kent State 85, YSU 78
Feb. 10, 2013 • UIC 88, YSU 83 (3)
March 23, 2013 • Canisius 84, YSU 82





**SINGLE-GAME TEAM RECORDS**

**Points Scored**

- 1. 133 vs. St. Vincent .....Jan. 5, 1967
- 2. 127 vs. Lakeland .....Jan. 11, 1964
- 2. 127 vs. Geneva .....Jan. 29, 1964
- 2. 127 vs. Point Park .....Nov. 28, 1990
- 5. 121 vs. New Hampshire .....Dec. 14, 1974

**Points in a Half**

- 75 vs. Lakeland (2nd).....Jan. 11, 1964
- 74 vs. Point Park (1st) .....Nov. 28, 1990

**Combined Points**

- 237, YSU (111) and Western Illinois (116), Jan. 25, 2001

**Field Goals Made**

- 1. 58 vs. Lakeland.....Jan. 11, 1964
- 2. 56 vs. St. Vincent.....Jan. 5, 1964
- 3. 55 vs. New Hampshire.....Dec. 14, 1974
- 4. 54 vs. Geneva.....Jan. 29, 1964
- 5. 50 vs. Walsh.....Dec. 5, 1966

**Field Goals Attempted**

- 1. 104 vs. Wayne State.....Feb. 26, 1969
- 2. 100 vs. Geneva.....Jan. 29, 1964
- 3. 99 vs. Lakeland.....Jan. 11, 1964
- 4. 95 vs. New Hampshire.....Dec., 14, 1974
- 5. 94 vs. St. Vincent.....Jan. 15, 1967
- 5. 94 vs. Bluffton.....Nov. 24, 1990

**Field Goal Percentage**

- 1. .816 (31-38) vs. Northern Iowa .....Jan. 26, 1980
- 2. .696 (32-46) vs. Tennessee Tech .....Jan. 7, 1982
- 3. .632 (48-76) vs. Ashland.....Feb. 27, 1979
- 4. .631 (36-57) vs. IUPUI .....Dec. 11, 1977
- 5. .629 (39-62) vs. Morehead State .....Feb. 20, 1991
- 5. .629 (39-62) vs. Green Bay.....Jan. 5, 2006

**Free Throws Made**

- 1. 40 vs. Buffalo.....Jan. 20, 1993
- 2. 36 vs. Tennessee State.....Dec. 28, 1991
- 3. 35 vs. Saint Francis (Pa.) .....Feb. 5, 1990
- 4. 34 at Northeastern Illinois .....Jan. 19, 1991
- 4. 34 vs. UM-Baltimore County .....Jan. 27, 1990

**Fewest Free Throws Made**

- 0-1 vs. Illinois-Chicago .....Jan. 3, 2005
- 0-4 at Drexel .....Feb. 10, 1992

**Free Throw Attempts**

- 1. 62 vs. Buffalo.....Jan. 20, 1993
- 2. 53 vs. UM-Baltimore County .....Jan. 27, 1990
- 3. 47 at Northeastern Illinois .....Jan. 19, 1991
- 4. 44 vs. Northeastern Illinois .....Jan. 29, 1990
- 4. 44 vs. Saint Francis (Pa.) .....Feb. 5, 1990

**Fewest Free-Throw Attempts**

- 1 vs. Illinois-Chicago .....Jan. 3, 2005

**Highest Free-Throw Percentage (Most Made)**

- 1.000 (17-17) vs. Butler .....Dec. 4, 2008
- 1.000 (13-13) vs. St. Mary's .....Dec. 12, 1998
- 1.000 (12-12) at Missouri.....Dec. 21, 1981
- 1.000 (10-10) vs. Green Bay.....Jan. 5, 2006

**3-Point Field Goals**

- 1. 18 vs. Oakland .....March 19, 2013
- 2. 15 vs. Canisius .....March 23, 2013
- 3. 14 8 times, m.r. at Buffalo.....Dec. 10, 2011

**3-Point Field-Goal Attempts**

- 1. 35 vs. Oakland .....March 19, 2013
- 1. 35 at Buffalo .....Dec. 10, 2011
- 1. 35 at Detroit .....Feb. 16, 2011
- 4. 34 vs. Canisius .....March 23, 2013
- 4. 34 vs. UIC.....Feb. 10, 2013

**3-Pt. Field Goal Pct.**

- 1.000 (5-5) vs. Eastern Illinois .....Jan. 28, 1995

**Rebounds**

- 1. 64 vs. Tennessee Tech.....Jan. 26, 1987
- 2. 62 vs. Hiram.....Nov. 15, 2009
- 2. 62 vs. Lock Haven.....Nov. 16, 2007
- 2. 62 vs. Point Park.....Nov. 28, 1990
- 5. 61 vs. Wilberforce.....Jan. 11, 2011

**Most Rebounds (Combined)**

- 110, YSU vs. Tennessee Tech .....Jan. 26, 1987

**Assists**

- 1. 33 vs. Point Park.....Nov. 28, 1990
- 2. 32 vs. Pitt.-Bradford .....Feb. 24, 1992
- 2. 32 vs. Bluffton.....Nov. 24, 1990
- 4. 30 vs. Geneva.....Dec. 6, 2012
- 4. 30 vs. Chicago State .....Jan. 15, 1996
- 4. 30 vs. Slippery Rock.....Dec. 3, 2003
- 4. 30 vs. Kenyon.....Jan. 28, 1991

**Blocks**

- 1. 14 vs. Delaware State.....Feb. 14, 1983
- 2. 12 vs. Middle Tennessee State.....Jan. 8, 1983

- 3. 11 vs. Bellarmine .....Dec. 4, 1982
- 3. 11 vs. Clarion.....Nov. 26, 1988
- 5. 10 Five Times

**Steals**

- 1. 30 vs. Central State .....Dec. 15, 1997
- 2. 22 vs. Bluffton.....Nov. 24, 1990
- 3. 21 vs. Slippery Rock.....Dec. 3, 2003
- 4. 20 vs. Allegheny.....Nov. 22, 2008
- 4. 18 vs. Thomas More.....Dec. 30, 1994
- 4. 18 vs. Wright State .....Feb. 6, 1993
- 4. 18 vs. Saint Francis (Pa.) .....Nov. 29, 2003

**Fouls**

- 1. 33 at Western Illinois.....Jan. 25, 2001
- 1. 33 at Montana .....Dec. 17, 1999
- 3. 32 at Green Bay .....Feb. 19, 2003
- 3. 32 vs. Morehead State.....Jan. 26, 1984
- 3. 32 vs. Valparaiso .....Feb. 5, 2011

**Most Fouls (Combined)**

- 64, YSU vs. Western Illinois .....Jan. 25, 2001

**Most Disqualifications**

- 4 vs. Morehead State.....Jan. 26, 1984
- 4 at Western Illinois.....Jan. 25, 2001

**Scoring Margins**

**Largest Margin of Victory**

- 1. 75 vs. New Hampshire (121-46) .....Dec. 14, 1974
- 2. 74 vs. Lakeland (127-53) .....Jan. 11, 1964
- 3. 67 vs. Ohio Dominican (104-37) .....Dec. 1, 1983
- 4. 62 vs. Point Park (127-65) .....Nov. 28, 1990
- 5. 60 vs. Walsh (111-51) .....Dec. 5, 1966


**Overtime Scoring**

**Most Points In An Overtime**


- 15 vs. Eastern Kentucky .....Jan. 21, 1983
- 15 vs. Cleveland State (2nd).....Feb. 15, 1975
- 15 vs. Northeastern Illinois, (2nd) .....Jan. 19, 1991

**Fewest Points In Overtime**

- 0 vs. Akron (2nd) .....Feb. 4, 1984



Reggie Kemp was involved in three of the highest rebounding games in school history.



Craig Haese scored 15 points in a triple-overtime loss at Western Illinois in 2001.



### INDIVIDUAL GAME RECORDS

#### Points

- 72, John McElroy vs. Wayne State, 2/26/1969
- 55, Tilman Bevely vs. Tennessee Tech, 11/26/1987
- 52, John McElroy vs. Illinois Wesleyan, 12/28/1968
- 50, Tony Knott vs. Fenn, 2/13/1954
- 46, Jeff Covington vs. Mankato State, 2/11/1978
- 46, Reggie Kemp vs. Wright State, 2/6/1993
- 46, John McElroy vs. Hiram, 12/21/1968

#### Field Goals Made

- 29, John McElroy vs. Wayne State, 2/26/1969
- 23, John McElroy vs. Illinois Wesleyan, 12/28/1968
- 20, John McElroy vs. St. Vincent, 1/5/1967
- 19, Tilman Bevely vs. Tennessee Tech, 1/26/1987
- 19, Tony Knott vs. Fenn, 2/13/1954
- 19, Leo Mogus vs. Mexico City YMCA, 2/2/1942

#### Field Goal Attempts


- 59, John McElroy vs. Wayne State, 2/26/1969
- 36, Anthony Mitchell vs. S.F. State, 12/13/1973
- 31, Jeff Covington vs. Missouri-Rolla, 12/27/1974
- 31, Bill Johnson vs. Central State, 2/13/1971
- 31, Ron Smith vs. UW-Oshkosh, 12/29/1970

#### Field Goal Pct. (Min. 7 Made)


- 1.000 (9-9) TeJay Anderson vs. S. Utah, 1/13/2001
- 1.000 (7-7) Ricky Tunstall vs. Hiram, 12/15/83
- 90.9 (10-11) Phil Gaston at Westminster, 2/14/73

#### 3-Point Field Goals

- 11, Mike Alcorn vs. Pitt-Bradford, 2/24/1992
- 8, Quin Humphrey vs. Detroit, 2/14/2007
- 8, Quin Humphrey vs. UIC, 2/3/2007
- 7, Blake Allen vs. Canisius, 3/23/13
- 7, Blake Allen vs. Oakland, 3/20/13
- 7, Blake Allen vs. Milwaukee, 1/20/12
- 7, Blake Allen at Penn State, 11/23/11



John McElroy scored a school-record 72 points against Wayne State on Feb. 26, 1969.



Rafael Cruz connected on a school-record 41 consecutive free throws.

- 7, Ashen Ward vs. UIC, 12/30/2011
- 7, Craig Haese at Robert Morris, 1/2/2001
- 7, Craig Haese vs. UMKC, 1/4/2001
- 7, Craig Haese vs. IUPUI, 1/27/2001
- 7, Craig Haese at UMKC, 2/17/2001
- 7, Elmer Brown vs. St. Francis (Pa.), 12/22/1999
- 7, Elmer Brown vs. Southern Utah, 2/6/1999
- 7, Dave Henderson vs. Valparaiso, 1/22/1996
- 7, Dave Henderson vs. Valparaiso, 2/17/1996

#### 3-Point Field Goal Attempts

- 15, Doug Underwood vs. Wright State, 12/18/2003
- 14, Blake Allen vs. UIC, 2/10/13
- 13, Blake Allen vs. Oakland, 3/19/13
- 13, Mike Alcorn vs. Pitt-Bradford, 2/24/1992
- 13, Dave Henderson vs. Valparaiso, 1/22/1996
- 13, Craig Haese at UMKC, 2/17/2001

#### 3-Point Field Goal Pct. (Min. 4 Made)

- 1.000 (4-4) Jimmy Moore vs. Wright St., 1/5/2002
- 1.000, (4-4) Andrew Hannan vs. Kent, 11/18/1998
- 1.000, (4-4) Mark Vasser vs. Point Park, 11/28/1990
- 1.000, (4-4) John Robinson vs. Akron, 1/3/1987
- 1.000, (4-4) Eric Morgan vs. Northwestern, 12/13/1994
- 1.000 (4-4) George Cotal vs. Slippery Rock, 11/19/2006
- 1.000 (5-5) Tom Parks at UIC, 2/7/2009

#### Free Throw Attempts

- 19, Jerome Sims vs. NE Illinois, 1/18/1992
- 19, Jeff Covington vs. North Kentucky, 1/25/1978
- 19, Reggie Kemp vs. NE Illinois, 1/19/1991
- 17, Tilman Bevely vs. Tennessee Tech, 1/26/1987
- 16, Reggie Kemp vs. UMBC, 1/29/1990
- 16, Art McCullough vs. Austin Peay, 12/10/1981
- 16, Jeff Covington vs. Walsh, 1/13/1975

#### Consecutive Free Throws Made

- 41, Rafael Cruz, March 4, 2001-Feb. 2, 2002
- 35, Mike Alcorn, Dec. 14, 1991-Jan. 23, 1992
- 30, Bruce Alexander, Dec. 16, 1978-Jan. 14, 1979
- 22, Bruce Timko, Nov. 30, 1984-Dec. 22, 1984
- 20, Billy Johnson, Jan. 16, 1971-Feb. 8, 1971

#### Free Throws Made

- 15, Jerome Sims vs. NE Illinois, 1/18/1992
- 14, John McElroy vs. Wayne State, 2/26/1969
- 14, Tony Knott vs. Gannon, 1/11/1955
- 14, Harry Krall vs. St. Francis, 1/15/1951
- 14, Reggie Kemp vs. Loyola, 1/19/1991

#### Free Throw Pct. (Min. 10 Made)

- 1.000 (12-12) Bob Carlson vs. Westminster, 2/28/1976
- 1.000 (11-11) Adam Baumann at Oakland, 1/6/2003
- 1.000 (10-10) Craig Haese vs. Oakland, 2/22/2001
- 1.000 (10-10) Albert Crockett vs. Montana, 12/19/1998
- 1.000 (10-10) Stephen Flores vs. Western Illinois, 1/25/2001
- 1.000 (10-10) Rafael Cruz at Evansville, 11/17/2001
- 1.000 (10-10) Doug Underwood vs. Butler, 1/21/2004
- 1.000 (10-10) Bruce Alexander vs. Philadelphia Textile, 1/31/1979

#### Rebounds

- 33, Herb Lake vs. Westminster, 2/12/1958
- 32, Jeff Covington vs. Bellarmine, 3/8/1977
- 32, Charles Day vs. Gannon, 1/26/1961
- 32, Herb Lake at Alliance, 2/18/1959
- 31, Herb Lake vs. St. Vincent, 1/28/1959

#### Assists

- 26, Bill Eckert vs. Wayne State, 2/26/1969
- 20, Terry Moore vs. Georgia State, 12/28/1973
- 17, Bill Eckert vs. Wayne State, 2/15/1969
- 16, Joe Votino vs. Buffalo, 2/14/1979
- 15, Terry Moore vs. SIU-Edwardsville, 12/19/1975

#### Blocked Shots

- 12, Ricky Tunstall at Delaware State, 2/14/1983
- 11, Ricky Tunstall vs. MTSU, 1/8/1983
- 8, Damian Eargle vs. UC-Riverside, 11/18/11
- 8, Ricky Tunstall vs. UM-Eastern Shore, 12/9/1982
- 8, Jack Liles vs. Canisius, 11/28/2006

#### Steals

- 7, Kendrick Perry at Loyola, 2/5/12
- 6, Marlon Willamson at UMKC, 12/21/2002
- 6, Albert Crockett vs. Slippery Rock, 11/20/1998
- 6, Anthony Hunt vs. Eastern Illinois, 1/20/1996
- 6, Derrick Simmons vs. Valparaiso, 2/28/1994
- 6, Kevin Cherry vs. Tennessee Tech, 3/9/1984
- 6, Rob Carter vs. Westminster, 11/28/1981
- 6, John Goodson vs. Morehead State, 12/19/1981







**OUTSTANDING PERFORMANCES**

**40-Point Games (17)**

- 72 John McElroy vs. Wayne State • 2/26/1969
- 55 Tilman Bevely vs. Tennessee Tech • 1/26/1986
- 52 John McElroy vs. Illinois Wesleyan • 12/28/1968
- 50 Tony Knott vs. Fenn • 2/13/1954
- 46 Reggie Kemp vs. Wright State • 2/6/1993
- 46 Jeff Covington vs. Mankato State • 2/11/1978
- 46 John McElroy vs. Hiram • 12/21/1968
- 45 John McElroy vs. St. Vincent • 1/5/1967
- 44 Jeff Covington at Alliance • 1/22/1975
- 44 Leo Mogus vs. Mexico City YMCA • 2/2/1942
- 43 Leo Mogus vs. Grove City • 12/16/1942
- 42 Reggie Kemp vs. St. Francis (Pa.) • 1/2/1990
- 41 Jeff Covington at Cleveland State • 3/3/1976
- 41 Tony Knott vs. John Carroll • 2/21/1955
- 41 Tony Knott vs. Baldwin-Wallace • 2/25/1956
- 40 Tony Mitchell vs. San Francisco St. • 12/13/1973
- 40 Tony Knott vs. Gannon • 1/23/1956

**30-Point Games (113)**

- 39 Bill Johnson vs. Kenyon • 1/7/1969
- 38 Ron Smith at Cleveland State • 12/23/1970
- 38 Tony Knott vs. Slippery Rock • 2/12/1955
- 37 Quin Humphrey vs. UIC • 2/3/2007
- 37 Domanique Crawford vs. Loyola • 2/25/2006
- 37 Dave Zeigler vs. Northern Michigan • 1/24/1980
- 37 John McElroy vs. UW-Oshkosh • 12/21/1967
- 37 David Culliver vs. Randolph-Macon • 3/5/1966
- 37 Tony Knott vs. Lawrence Tech • 1/21/1956
- 36 Quin Humphrey vs. Detroit • 2/14/2007
- 36 Tilman Bevely vs. Austin Peay • 2/21/1987
- 36 Dave Zeigler vs. Mount Union • 12/9/1978
- 36 Dave Zeigler vs. Ashland • 1/17/1979
- 36 Jeff Covington at Akron • 2/4/1978
- 36 Jeff Covington vs. Cleveland State • 2/23/1977
- 36 Tony Mitchell at Philadelphia Textile • 1/30/1974
- 36 John McElroy at Alliance • 2/19/1969
- 36 John McElroy at Walsh • 2/22/1967
- 36 John McElroy at Alderson-Broaddus • 2/6/1967
- 36 Dave Culliver vs. Gannon • 2/21/1966
- 36 Joe Nigro vs. Buffalo State • 1/26/1966
- 36 Jack Christein vs. John Carroll • 1/21/1948
- 35 Quin Humphrey vs. Wright State • 2/22/2007
- 35 Mike Alcorn vs. Pitt.-Bradford • 2/24/1992
- 35 Reggie Kemp vs. Chicago State • 2/19/1990
- 35 Dave Zeigler vs. Steubenville • 12/1/1979
- 35 Bill Johnson at St. Vincent • 2/18/1970
- 35 John McElroy vs. Kenyon • 1/4/1969
- 35 Herb Lake vs. Baldwin-Wallace • 1/16/1957
- 34 Kendrick Perry vs. North Dakota St. • 11/19/12
- 34 Marcus Culbreth at Troy State • 2/25/1996
- 34 Jeff Covington at Buffalo • 2/7/1978
- 34 Jeff Covington vs. Samford • 12/28/1974
- 34 Bill Johnson at Steubenville • 1/31/1970
- 34 Chuck Montgomery vs. Westminster • 12/13/1969
- 34 Joe Nigro at Michigan Lutheran • 2/12/1966
- 34 Tony Knott vs. Loyola (Chicago) • 1/30/1956
- 34 Herb Lake vs. Baldwin-Wallace • 1/25/1956
- 34 Tony Knott at Alliance • 1/15/1955
- 34 Tony Knott at Wayne State • 2/24/1954
- 34 Leo Mogus vs. Hiram • 12/10/1941
- 33 Quin Humphrey at UIC • 12/31/2005
- 33 Tim Jackson vs. St. Francis (Pa.) • 2/5/1990
- 33 Bruce Alexander vs. St. Vincent • 12/6/1980
- 33 Dave Zeigler vs. UM-Eastern Shore • 12/12/1979
- 33 Jeff Covington at Northern Iowa • 1/16/1978
- 33 Jeff Covington at Gannon • 2/19/1977
- 33 Dave Culliver vs. Philadelphia Textile • 1/30/1965
- 33 Howard McElroy vs. Gannon • 1/26/1961

- 33 Mickey Yugovich vs. Akron • 2/17/1960
- 33 Jim Cramer at Gannon • 2/2/1959
- 33 Herb Lake vs. Westmont (Calif.) • 3/12/1957
- 33 Mike Magula vs. Marietta • 1/19/1952
- 33 Charles Bush vs. Rio Grande • 1/29/1948
- 32 Quin Humphrey at Loyola • 1/2/2006
- 32 Ryan Patton vs. Western Illinois • 1/25/2001
- 32 Craig Haese vs. Tennessee State • 12/29/1999
- 32 Tim Jackson vs. Morehead State • 2/29/1988
- 32 Tilman Bevely vs. Detroit • 2/4/1987
- 32 Garry Robbins vs. Eastern Kentucky • 1/13/1986
- 32 Dave Zeigler at Ashland • 2/26/1980
- 32 Dave Zeigler vs. St. Vincent • 12/8/1979
- 32 Dave Zeigler vs. Western Illinois • 1/13/1979
- 32 Dave Zeigler vs. Bellarmine • 1/3/1979
- 32 Dave Zeigler vs. Delaware State • 12/29/1978
- 32 Jeff Covington at Bellarmine • 2/14/1978
- 32 Jeff Covington vs. Ashland • 1/18/1978
- 32 John McElroy at St. Vincent • 2/22/1969
- 32 Frank Fitz vs. Alliance • 2/6/1969
- 32 Joe Nigro at Baldwin-Wallace • 12/8/1965
- 32 Tom Getch vs. Muskingum • 1/4/1961
- 32 Howard McElroy vs. M. Harvey • 12/19/1960
- 32 Leo Mogus vs. St. Vincent • 1/27/1943
- 32 Leo Mogus vs. Dayton • 12/21/1940
- 31 Kendrick Perry vs. Oakland • 3/23/13
- 31 Keston Roberts vs. Detroit • 2/27/2007
- 31 Quin Humphrey vs. UW-Green Bay • 1/5/2006
- 31 Tim Jackson vs. Eastern Kentucky • 2/27/1988
- 31 Tilman Bevely vs. Eastern Kentucky • 2/14/1987
- 31 Tilman Bevely vs. Wright State • 1/28/1987
- 31 Art McCullough vs. Ashland • 2/23/1981
- 31 Dave Zeigler at Cleveland State • 2/28/1980
- 31 Dave Zeigler vs. Ashland • 1/17/1980
- 31 Dave Zeigler vs. Phil. Textile • 1/14/1980
- 31 Gerald Parks at Maine • 12/14/1977
- 31 Gerald Parks vs. Clarion State • 1/4/1977
- 31 Jeff Covington at Walsh • 1/13/1975
- 31 Will Teague vs. Hiram • 12/22/1969
- 31 John McElroy vs. St. Vincent • 2/15/1968
- 31 Tony Pero at Marietta • 1/27/1962
- 31 Jim Gordon at St. Francis (Pa.) • 2/21/1959
- 31 Herb Lake vs. St. Vincent • 1/28/1959
- 31 Jim Cramer vs. Baldwin-Wallace • 1/14/1959
- 31 Leo Mogus vs. Hiram • 12/11/1940
- 30 Kendrick Perry at Milwaukee • 1/31/12
- 30 DeAndre Mays vs. Loyola • 2/6/2010
- 30 Keston Roberts vs. Loyola • 12/30/2006
- 30 Elmer Brown at Cincinnati • 11/19/1999
- 30 Tilman Bevely vs. Middle Tennessee • 2/9/1987
- 30 Dave Zeigler vs. Ohio • 12/16/1978
- 30 Jeff Covington vs. Saginaw Valley • 12/26/1977
- 30 Jeff Covington vs. Akron • 1/14/1978
- 30 Gary Anderson at Alliance • 12/15/1976
- 30 Bill Johnson vs. Ohio Wesleyan • 12/13/1971
- 30 Bill Johnson at St. Vincent • 2/27/1971
- 30 Bill Johnson vs. West New England • 2/6/1971
- 30 Bill Johnson vs. Geneva • 1/28/1970
- 30 Joe Nigro vs. Cleveland State • 2/15/1967
- 30 Joe Nigro vs. St. Vincent • 1/5/1967
- 30 Mickey Yugovich at Tennessee St. • 1/30/1960
- 30 Mickey Yugovich vs. St. Vincent • 12/16/1959
- 30 Mickey Yugovich vs. John Carroll • 12/15/1956
- 30 Herb Lake at Geneva • 1/26/1957
- 30 Mike Magula vs. Fenn • 1/5/1952
- 30 Mike Magula vs. John Carroll • 12/14/1951
- 30 Leo Mogus vs. Carnegie Tech • 12/13/1940

**20-REBOUND GAMES**

**Division I (5)**

- 22 Jerome Sims vs. Radford • 2/8/1992
- 21 Adam Baumann vs. Oakland • 12/20/2003
- 21 Jerome Sims at NE Illinois • 11/18/1992
- 21 Jerome Sims vs. UW-Milwaukee • 2/1/1992
- 20 Tim Jackson vs. UW-Milwaukee • 1/14/1991

**Since 1958-59 (49)**

- 33 Herb Lake vs. Westminster • 2/12/1958
- 32 Jeff Covington vs. Bellarmine • 3/8/1977
- 32 Charles Day vs. Gannon • 1/26/1961
- 32 Herb Lake at Alliance • 2/18/1959
- 31 Herb Lake vs. St. Vincent • 1/28/1959
- 30 Herb Lake vs. Geneva • 1956-57
- 28 Herb Lake vs. Anderson • 2/23/1959
- 27 Herb Lake at Geneva • 1/26/1959
- 26 Will Teague vs. Toronto • 12/7/1968
- 26 Will Teague at Alliance • 2/19/1969
- 26 Frank Fitz vs. Alliance • 2/6/1968
- 26 Mickey Yugovich vs. Alma • 12/5/1959
- 26 Robert Mayberry • 1953-54
- 25 Frank Fitz vs. Hiram • 12/19/1967
- 25 Richard Denamen at Geneva • 1/29/1969
- 25 Joe LaVolpa vs. Alliance • 2/17/1966
- 24 Jeff Covington at Alliance • 1/22/1975
- 24 Ron Allen vs. Gannon • 12/11/1963
- 24 Ron Allen vs. Geneva • 12/16/1963
- 24 Ron Allen vs. Geneva • 2/12/1962
- 24 Charles Day vs. South Carolina St. • 3/11/1961
- 24 Herb Lake vs. Findlay • 3/2/1959
- 23 Jeff Skeeles at Steubenville • 1/31/1970
- 23 Jeff Covington vs. Baltimore • 12/29/1977
- 23 Ron Allen vs. Malone • 12/3/1962
- 23 Herb Lake at Alliance • 12/8/1958
- 23 Herb Lake vs. Baldwin-Wallace • 3/3/1959
- 22 Jeff Skeeles vs. UW-Oshkosh • 12/29/1970
- 22 Frank Fitz vs. Alderson Broaddus • 1/4/1968
- 22 Ron Allen vs. Alderson Broaddus • 12/12/1962
- 22 Ron Allen vs. Hillsdale • 1/31/1962
- 22 Micky Yugovich at Alliance • 12/14/1959
- 22 Herb Lake at Gannon • 2/2/1959
- 21 Jeff Covington vs. Ashland • 1/19/1977
- 21 Gary Anderson vs. Walsh • 12/1/1973
- 21 Frank Fitz at Hillsdale • 3/2/1968
- 21 Charles Rowan vs. Alliance • 12/1/1966
- 21 Ron Allen at Buffalo • 1/25/1964
- 21 Ron Allen vs. Baldwin-Wallace • 2/7/1963
- 21 Ron Allen at Hillsdale • 2/21/1962
- 21 Jim Himmelwright vs. Ashland • 12/1/1960
- 21 Herb Lake vs. Central State • 1/12/1959
- 21 Herb Lake at Baldwin-Wallace • 2/28/1959
- 20 Jeff Covington vs. N. Kentucky • 1/9/1976
- 20 Gary Anderson at Alliance • 12/15/1976
- 20 Will Teague vs. Illinois Wesleyan • 1/3/1970
- 20 Ron Allen vs. Malone • 11/30/1963
- 20 Ron Allen at St. Vincent • 2/16/1963
- 20 Mickey Yugovich vs. Anderson • 2/23/1959





**INDIVIDUAL RECORDS**

**Season Points**

1. John McElroy (1968-69).....	729
2. Tony Knott (1955-56).....	705
3. Dave Zeigler (1979-80).....	665
4. Tilman Bevely (1986-87).....	662
5. Jeff Covington (1977-78).....	660
6. Jeff Covington (1976-77).....	633
7. Dave Zeigler (1978-79).....	623
8. Reggie Kemp (1990-91).....	590
9. Quin Humphrey (2006-07).....	584
10. Bill Johnson (1969-70).....	582

**Career Points**

1. Jeff Covington (1974-78).....	2,424
2. Tony Knott (1952-56).....	2,218
3. John McElroy (1965-69).....	1,942
4. Mickey Yugovich (1956-60).....	1,917
5. Reggie Kemp (1988-93).....	1,821
6. Herb Lake (1955-59).....	1,783
7. Billy Johnson (1968-72).....	1,726
8. Quin Humphrey (2003-07).....	1,707
9. Joe Nigro (1964-68).....	1,564
10. Tim Jackson (1987-91).....	1,531

**Season Points Per Game**

1. John McElroy (1968-69).....	28.0
2. Dave Zeigler (1979-80).....	27.7
3. Tony Knott (1955-56).....	27.1
4. Jeff Covington (1977-78).....	26.4
5. Dave Zeigler (1978-79).....	24.9
6. Tilman Bevely (1986-87).....	23.6
7. Jeff Covington (1976-77).....	23.4
8. Bill Johnson (1969-70).....	23.3
9. John McElroy (1966-67).....	21.5
10. Mickey Yugovich (1959-60).....	21.2

**Career Points Per Game**


1. Dave Zeigler (1978-80).....	26.3
2. Jeff Covington (1974-78).....	22.9
3. Tony Knott (1952-56).....	21.5
4. John McElroy (1965-69).....	19.8
5. Dave Culliver (1962-66).....	18.1
6. Mickey Yugovich (1956-60).....	17.5
7. Reggie Kemp (1988-93).....	16.9
8. Billy Johnson (1968-72).....	16.9
9. Herb Lake (1955-59).....	16.7
10. Joe Nigro (1964-68).....	16.0

**Season Field Goal Attempts**

1. John McElroy (1968-69).....	732
2. Tony Knott (1955-56).....	571
3. Bill Johnson (1969-70).....	549
4. Mickey Yugovich (1959-60).....	549
5. Tilman Bevely (1986-87).....	546
6. Billy Johnson (1971-72).....	517
7. Anthony Mitchell (1973-74).....	512
8. John McElroy (1967-68).....	508
9. Dave Zeigler (1978-79).....	507
10. Dave Zeigler (1979-80).....	506

**Career Field Goal Attempts**

1. John McElroy (1965-69).....	1,959
2. Mickey Yugovich (1956-60).....	1,786
3. Billy Johnson (1968-72).....	1,696
4. Herb Lake (1955-59).....	1,668
5. Jeff Covington (1974-78).....	1,665
6. Joe Nigro (1964-68).....	1,480
7. Reggie Kemp (1988-93).....	1,450



Dave Zeigler averaged a school-best 26.3 points per game in his two-year career.

8. Dave Culliver (1962-66).....	1,368
9. Bruce Alexander (1978-82).....	1,279
10. Tilman Bevely (1984-88).....	1,273

**Season Field Goal Percentage**

1. TeJay Anderson (2000-01).....	60.8 (87-143)
2. Jeff Covington (1976-77).....	60.1 (247-411)
3. Art McCullough (1982-83).....	59.3 (70-118)
4. John Keshock (1984-85).....	57.8 (186-322)
5. Bob Fick (1990-91).....	57.6 (144-250)
6. TeJay Anderson (2001-02).....	57.5 (69-120)
7. Phil Gaston (1974-75).....	57.3 (181-316)
8. Tim Jackson (1990-91).....	56.4 (167-296)
9. Dave Zeigler (1979-80).....	56.1 (283-506)
10. Jack Liles (2006-07).....	55.6 (90-162)

**Career Field Goal Percentage**

1. Jeff Covington (1974-78).....	55.4 (956-1,725)
2. Dave Zeigler (1978-80).....	53.9 (546-1,013)
3. Tim Jackson (1987-91).....	52.6 (600-1,140)
4. Jack Liles (2005-09).....	51.8 (344-664)
5. Art McCullough (1980-83).....	50.9 (340-668)
6. TeJay Anderson (2000-04).....	50.6 (339-670)
7. John Keshock (1981-85).....	50.5 (289-572)
8. Troy Williams (1981-85).....	49.6 (515-1,039)
9. Ray Robinson (1981-85).....	49.0 (432-880)
10. Adam Baumann (2002-04).....	48.7 (230-472)

**Season Field Goals Made**

1. John McElroy (1968-69).....	310
2. Dave Zeigler (1979-80).....	284
3. Dave Zeigler (1978-79).....	262
4. Tilman Bevely (1986-87).....	257
5. Jeff Covington (1976-77).....	249
6. Jeff Covington (1976-77).....	247

7. Tony Knott (1955-56).....	243
8. Bill Johnson (1969-70).....	238
9. Reggie Kemp (1990-91).....	234
9. Mickey Yugovich (1959-60).....	234

**Career Field Goals Made**

1. Jeff Covington (1974-78).....	956
2. John McElroy (1965-69).....	846
3. Mickey Yugovich (1956-60).....	791
4. Tony Knott (1952-56).....	776
5. Herb Lake (1955-59).....	721
6. Billy Johnson (1968-72).....	706
7. Bruce Alexander (1978-83).....	605
8. Tilman Bevely (1984-88).....	574
9. Dave Culliver (1962-66).....	571
10. Troy Williams (1981-85).....	515

**Season 3-Pt. Field Goals Made**

1. Blake Allen (2012-13).....	94
2. Craig Haese (2000-01).....	92
3. Blake Allen (20011-12).....	91
4. Quin Humphrey (2006-07).....	62
5. Tilman Bevely (1986-87).....	61
5. Hank Raber (1994-95).....	61
7. Mike Alcorn (1991-92).....	59
7. David Henderson (1995-96).....	59
9. Elmer Brown (1998-99).....	58
10. Kamren Belin (2012-13).....	57
10. Ryan Patton (2001-02).....	57

**Career 3-Point Field Goals Made**

1. Blake Allen (2010-13).....	232
2. Craig Haese (1997-2001).....	198
3. Vyatas Sulskis (2007-11).....	169
4. Mike Alcorn (1990-94).....	166
5. Quin Humphrey (2003-2007).....	165
6. Ashen Ward (2008-12).....	150
7. Hank Raber (1992-97).....	143
<b>8. Kendrick Perry (2010-Present).....</b>	<b>139</b>
9. Doug Underwood (2001-04).....	135
10. Ryan Patton (1998-2002).....	126

**Season 3-Pt. Field Goals Attempts**

1. Blake Allen (2012-13).....	261
2. Craig Haese (2000-01).....	218
3. Blake Allen (2011-12).....	212
4. David Henderson (1995-96).....	174
5. Quin Humphrey (2006-07).....	172
6. Hank Raber (1994-95).....	167
7. Ryan Patton (2001-02).....	155
8. Ashen Ward (2010-11).....	153
9. Kendrick Perry (2011-12).....	152
10. Ashen Ward (2011-12).....	150

**Career 3-Pt. Field Goals Attempts**

1. Blake Allen (2010-13).....	593
2. Craig Haese (1997-2001).....	527
3. Vyatas Sulskis (2007-11).....	465
4. Quin Humphrey (2003-2007).....	451
5. Ashen Ward (2008-12).....	444
6. Hank Raber (1992-97).....	432
7. Mike Alcorn (1990-94).....	421
<b>8. Kendrick Perry (2010-Present).....</b>	<b>403</b>
9. Ryan Patton (1998-02).....	383
10. Doug Underwood (2001-04).....	371


**Season 3-Pt. Field Goal Pct.**

1. Andre Smith (1993-94).....	45.9 (40-90)
2. John Robinson (1986-87).....	44.7 (42-94)





**INDIVIDUAL RECORDS**



**Ricky Tunstall blocked 138 shots in 1982-82 and had 83 blocks in 1983-84.**

3. Andrew Hannan (1998-99) .....	44.3 (27-61)
4. Anthony Hunt (1997-98) .....	43.9 (50-114)
5. Marc Vassar (1990-91) .....	43.1 (22-51)
6. Tilman Bevely (1986-87) .....	43.0 (61-142)
7. Blake Allen (2011-12) .....	42.9 (91-212)
8. Craig Haese (2000-01) .....	42.2 (92-218)
9. Anthony Hunt (1996-97) .....	42.1 (49-95)
10. DuShawn Brooks (2011-12) .....	42.0 (50-119)

<b>Career 3-Pt. Field Goal Pct.</b>	
1. John Robinson (1984-88) .....	43.4 (43-99)
2. Tilman Bevely (1984-88) .....	42.4 (84-198)
3. Anthony Hunt (1995-98) .....	41.7 (116-278)
4. Andre Smith (1993-95) .....	40.8 (82-201)
5. Marc Vassar (1988-93) .....	39.7 (71-179)
6. Blake Allen (2010-13) .....	39.1 (232-593)
7. Ray Ellington (1991-92) .....	38.8 (42-108)
7. Quin Humphrey (2003-07) .....	38.8 (165-451)
9. Mike Alcorn (1990-94) .....	38.6 (142-368)
10. Elmer Brown (1998-00) .....	38.3 (106-227)
10. Todd Lark (1988-90) .....	38.3 (57-149)

<b>Season Free Throws Made</b>	
1. Jeff Covington (1977-78) .....	162
2. Kendrick Perry (2012-13) .....	153
3. Jerome Sims (1991-92) .....	145
4. Reggie Kemp (1989-90) .....	142
5. Quin Humphrey (2006-07) .....	141
6. Jeff Covington (1976-77) .....	139
7. Reggie Kemp (1990-91) .....	121
8. Phil Gaston (1974-75) .....	119
9. Adam Baumann (2003-04) .....	117
10. Joe Nigro (1966-67) .....	114

<b>Career Free Throws Made</b>	
1. Jeff Covington (1974-78) .....	502

2. Reggie Kemp (1988-93) .....	424
3. Quin Humphrey (2003-07) .....	370
4. Herb Lake (1955-59) .....	341
5. Mickey Yugovich (1956-60) .....	335
6. Tim Jackson (1987-91) .....	331
7. Joe Nigro (1964-68) .....	320
8. Vytas Sulskis (2007-11) .....	318
<b>9. Kendrick Perry (2010-Present) .....</b>	<b>314</b>
9. Billy Johnson (1968-72) .....	314

**Season Free Throws Attempted**

1. Jerome Sims (1991-92) .....	232
2. Jeff Covington (1977-78) .....	215
3. Reggie Kemp (1989-90) .....	204
4. Jeff Covington (1976-77) .....	196
5. Reggie Kemp (1990-91) .....	183
6. Quin Humphrey (2006-07) .....	182
7. Kendrick Perry (2012-13) .....	181
8. Desmond Harrison (2000-01) .....	168
9. Herb Lake (1956-57) .....	161
10. Adam Baumann (2003-04) .....	156

**Career Free Throws Attempted**

1. Jeff Covington (1974-78) .....	697
2. Reggie Kemp (1988-93) .....	633
3. Herb Lake (1955-59) .....	554
4. Mickey Yugovich (1956-60) .....	502
5. Quin Humphrey (2003-07) .....	492
6. Vytas Sulskis (2007-11) .....	452
7. Tim Jackson (1987-91) .....	449
<b>8. Kendrick Perry (2010-Present) .....</b>	<b>412</b>
9. Joe Nigro (1964-68) .....	409
10. Billy Johnson (1968-72) .....	408

**Season Free Throw Percentage**

1. Craig Haese (2000-01) .....	93.9 (62-66)
2. Bruce Alexander (1980-81) .....	91.1 (92-101)
3. Bruce Timko (1984-85) .....	90.7 (78-86)
4. Bruce Alexander (1978-79) .....	86.6 (58-67)
5. Rafael Cruz (2001-02) .....	86.4 (51-59)
6. Mike Alcorn (1991-92) .....	85.9 (79-92)
7. Craig Haese (1999-2000) .....	85.1 (57-67)
8. Kendrick Perry (2012-13) .....	84.5 (153-181)
9. Verdell Rawls (1992-93) .....	84.9 (62-73)
10. Dave Zeigler (1979-80) .....	84.2 (101-120)

**Career Free Throw Percentage**

1. Craig Haese (1997-2001) .....	85.8 (181-211)
2. Bruce Alexander (1978-83) .....	85.2 (248-291)
3. Rafael Cruz (2000-02) .....	84.7 (149-176)
4. Dave Zeigler (1978-80) .....	82.0 (200-244)
5. Keston Roberts (2005-07) .....	81.8 (130-159)
6. Mike Alcorn (1990-94) .....	81.6 (147-180)
7. Doug Underwood (2001-04) .....	79.7 (177-222)
8. Anthony Hunt (1995-98) .....	78.6 (253-322)
9. Joe Nigro (1964-68) .....	78.2 (320-409)
10. Adam Baumann (2002-04) .....	77.0 (218-283)
10. Billy Johnson (1968-72) .....	77.0 (314-408)

**Season Rebounds**

1. Herb Lake (1956-57) .....	555
2. Herb Lake (1958-59) .....	489
3. Herb Lake (1957-58) .....	448
4. Jeff Covington (1976-77) .....	366
5. Jeff Covington (1977-78) .....	362
6. Herb Lake (1955-56) .....	356
7. Ron Allen (1961-62) .....	350
8. Charles Day (1960-71) .....	349
9. Jerome Sims (1991-92) .....	327

10. Frank Fitz (1967-68) .....	323
--------------------------------	-----

**Career Rebounds**

1. Herb Lake (1955-59) .....	1,848
2. Jeff Covington (1974-78) .....	1,381
3. Mickey Yugovich (1956-60) .....	1,280
4. Tim Jackson (1987-91) .....	810
5. Frank Fitz (1965-68) .....	743
6. Dave Culliver (1962-66) .....	729
7. Ron Smith (1968-72) .....	713
8. Willie Teague (1966-70) .....	700
9. Reggie Kemp (1988-93) .....	681
10. Quin Humphrey (2003-07) .....	674

**Season Rebound Avg. (Pre-1961)**

1. Herb Lake (1956-57) .....	20.5
2. Herb Lake (1958-59) .....	17.4
3. Herb Lake (1957-58) .....	16.6
4. Herb Lake (1955-56) .....	14.2
5. Ron Allen (1961-62) .....	14.0
6. Mickey Yugovich (1959-60) .....	13.3
7. Charles Day (1960-61) .....	12.5
8. Bob Mayberry (1955-56) .....	12.0
9. Mickey Yugovich (1958-59) .....	11.6
10. Mickey Yugovich (1956-57) .....	11.1

**Season Rebounds Avg.**

1. Jerome Sims (1991-92) .....	11.7
2. Tim Jackson (1989-90) .....	10.3
3. Jerome Sims (1992-93) .....	9.2
4. Tim Jackson (1990-91) .....	9.1
4. Shane Johnson (1988-89) .....	9.1
6. Quin Humphrey (2005-06) .....	8.3
7. Marcus Culbreth (1995-96) .....	8.2
8. Reggie Kemp (1989-90) .....	8.1
9. Ricky Tunstall (1983-84) .....	8.0
10. Derrick Simmons (1994-95) .....	7.9

**Career Rebounds Per Game**

1. Herb Lake (1955-59) .....	17.3
2. Jeff Covington (1974-78) .....	13.0
3. Mickey Yugovich (1956-60) .....	11.6
4. Jerome Sims (1990-92) .....	10.6
5. Frank Fitz (1965-68) .....	10.4
6. Willie Teague (1966-70) .....	9.3
7. Joe LaVolpa (1964-67) .....	9.1
8. Dave Culliver (1962-66) .....	9.0
9. Ron Smith (1968-72) .....	8.3
10. Tim Jackson (1987-91) .....	8.0

**Season Assists**

1. Billy Johnson (1971-72) .....	239
2. Terry Moore (1974-75) .....	230
3. Terry Moore (1973-74) .....	200
4. Terry Moore (1975-76) .....	189
5. Terry Moore (1976-77) .....	176
6. Bruce Timko (1985-86) .....	169
7. Ryan Patton (2000-01) .....	163
8. Bruce Timko (1983-84) .....	156
9. Billy Johnson (1970-71) .....	153
10. Derrick Harris (2005-06) .....	147

**Career Assists**

1. Terry Moore (1973-76) .....	619
2. Bruce Timko (1982-86) .....	551
3. Ryan Patton (1998-2002) .....	456
4. Billy Johnson (1968-72) .....	392
5. Kendrick Perry (2010-Present) .....	365
6. Anthony Hunt (1995-98) .....	325





INDIVIDUAL RECORDS



Quin Humphrey set the school record for minutes played with 3,689.

Table with 2 columns: Player Name (Year) and Value. Includes Marc Vassar (1988-93), Albert Crockett (1998-00), Blake Allen (2010-13), and Robert Carter (1978-82).

Season Assists Per Game

Table with 2 columns: Player Name (Year) and Value. Includes Billy Johnson (1971-72), Terry Moore (1974-75), Terry Moore (1973-74), Terry Moore (1975-76), Billy Johnson (1970-71), Terry Moore (1976-77), Bruce Timko (1985-86), Joe Votino (1977-78), Ryan Patton (2000-01), and Shawn Burns (1979-80).

Season Steals

Table with 2 columns: Player Name (Year) and Value. Includes Kendrick Perry (2011-12), Marlon Williamson (2002-03), Kendrick Perry (2012-13), Reggie Kemp (1989-90), Bruce Alexander (1980-81), Bruce Alexander (1979-80), Reggie Kemp (1990-91), Kevin Cherry (1983-84), Bruce Timko (1985-86), John Robinson (1986-87), and Anthony Hunt (1997-98).

Career Steals

Table with 2 columns: Player Name (Year) and Value. Includes Bruce Alexander (1978-83), Reggie Kemp (1988-93), Kendrick Perry (2010-Present), Quin Humphrey (2003-07), Kevin Cherry (1981-85), Bruce Timko (1982-86), Marlon Williamson (1999-2003), Anthony Hunt (1995-98), Vytas Sulskis (2007-11), and Marc Vassar (1988-93).

Season Blocked Shots

Table with 2 columns: Player Name (Year) and Value. Includes Ricky Tunstall (1982-83), Damian Eargle (2011-12), Damian Eargle (2012-13), Damian Eargle (2010-11), Ricky Tunstall (1983-84), David Brown (1999-00), David Brown (1997-98), Jack Liles (2008-09), Jack Liles (2006-07), and Shane Johnson (1988-89).

Career Blocked Shots

Table with 2 columns: Player Name (Year) and Value. Includes Damian Eargle (2010-13), Ricky Tunstall (1982-84), David Brown (1997-2001), Jack Liles (2005-09), TeJay Anderson (2000-04), John Barber (2003-08), Brian Radakovich (2001-05), Troy Williams (1981-85), Tim Jackson (1987-91), and Vytas Sulskis (2007-11).

Season Minutes Played

Table with 2 columns: Player Name (Year) and Value. Includes Blake Allen (2012-13), Quin Humphrey (2006-07), Kendrick Perry (2011-12), Kendrick Perry (2012-13), Blake Allen (2011-12), Byron Davis (2007-08), Tilman Bevely (1986-87), Keston Roberts (2006-07), Kamren Belin (2012-13), and Ryan Patton (2000-01).

Career Minutes Played

Table with 2 columns: Player Name (Year) and Value. Includes Quin Humphrey (2003-07), Tim Jackson (1987-91), Bruce Timko (1982-86), Reggie Kemp (1988-93), Vytas Sulskis (2007-11), John Barber (2003-2008), Kendrick Perry (2010-Present), Blake Allen (2010-13), Desmond Harrison (1997-2001), and Tilman Bevely (1984-88).

Season Personal Fouls

Table with 2 columns: Player Name (Year) and Value. Includes Robert Johnson (1985-86), Kamren Belin (2012-13), Robert Johnson (1986-87), Ricky Tunstall (1983-84), Will Teague (1969-70), Ricky Tunstall (1982-83), Vytas Sulskis (2010-11), Vytas Sulskis (2007-08), Desmond Harrison (2000-01), and Troy Williams (1984-85).

Career Personal Fouls

Table with 2 columns: Player Name (Year) and Value. Includes Tim Jackson (1987-91), Vytas Sulskis (2007-11), Jack Liles (2005-09), Troy Williams (1981-85), Ray Robinson (1981-85), David Brown (1997-2001), and Brian Radakovich (2001-05).

Table with 2 columns: Player Name (Year) and Value. Includes Craig Haese (1997-2001), Desmond Harrison (1997-2001), and Damian Eargle (2010-13).

Season Games Started

Table with 2 columns: Player Name (Year) and Value. Includes Blake Allen (2012-13), Damian Eargle (2012-13), Kamren Belin (2012-13), Blake Allen (2011-12), DuShawn Brooks (2011-12), Damian Eargle (2011-12), Kendrick Perry (2011-12), Ashen Ward (2011-12), Quin Humphrey (2006-07), and Keston Roberts (2006-07).

Career Games Started

Table with 2 columns: Player Name (Year) and Value. Includes Tim Jackson (1987-91), Quin Humphrey (2003-07), Reggie Kemp (1988-93), Troy Williams (1981-85), Jack Liles (2005-09), Damian Eargle (2010-13), Bruce Timko (1982-86), Vytas Sulskis (2007-11), Kendrick Perry (2010-Present), Blake Allen (2010-13), Kevin Cherry (1981-1985), and \*since 1980-81.

Season Games Played

Table with 2 columns: Player Name (Year) and Value. Includes Blake Allen (2012-13), Kamren Belin (2012-13), DJ Cole (2012-13), Shawn Amiker (2012-13), Bobby Hain (2012-13), Damian Eargle (2012-13), Blake Allen (2011-12), DuShawn Brooks (2011-12), Damian Eargle (2011-12), Kendrick Perry (2011-12), Ashen Ward (2011-12), Shawn Amiker (2011-12), Josh Chojnacki (2011-12), Quin Humphrey (2006-07), George Cotal (2006-07), Keston Roberts (2006-07), John Barber (2006-07), Dwight Holmes (2006-07), and Mikko Niemi (2006-07).

Career Games Played

Table with 2 columns: Player Name (Year) and Value. Includes Vytas Sulskis (2007-11), John Barber (2003-08), Ashen Ward (2008-12), Jack Liles (2005-09), Bruce Timko (1982-86), Dave Brown (1997-2001), Quin Humphrey (2003-07), Desmond Harrison (1997-2001), Tim Jackson (1987-91), and Craig Haese (1997-2001).





**ANNUAL STAT LEADERS**

**Points**

1946-47	..... Charles Bush, 297
1947-48	..... Charles Bush, 267
1948-49	..... Steve Gergely, 308
1949-50	..... Steve Gergely, 288
1950-51	..... Mike Magula, 381
1951-52	..... Mike Magula, 505
1952-53	..... Tony Knott, 305
1953-54	..... Tony Knott, 551
1954-55	..... Tony Knott, 657
1955-56	..... Tony Knott, 705
1956-57	..... Herb Lake, 549
1957-58	..... Herb Lake, 402
1958-59	..... Mickey Yugovich, 495
1959-60	..... Mickey Yugovich, 529
1960-61	..... Howard McElroy, 436
1961-62	..... Ron Allen, 347
1962-63	..... Ron Allen, 412
1963-64	..... Fred Jones, 443
1964-65	..... David Culliver, 470
1965-66	..... David Culliver, 508
1966-67	..... John McElroy, 537
1967-68	..... John McElroy, 482
1968-69	..... John McElroy, 729
1969-70	..... Bill Johnson, 582
1970-71	..... Bill Johnson, 474
1971-72	..... Bill Johnson, 522
1972-73	..... Billy Wells, 270
1973-74	..... Anthony Mitchell, 453
1974-75	..... Jeff Covington, 543
1975-76	..... Jeff Covington, 542
1976-77	..... Jeff Covington, 633
1977-78	..... Jeff Covington, 660
1978-79	..... Dave Zeigler, 623
1979-80	..... Dave Zeigler, 665
1980-81	..... Bruce Alexander, 450
1981-82	..... Art McCullough, 450
1982-83	..... Ricky Tunstall, 299
1983-84	..... Ray Robinson, 359
1984-85	..... John Keshock, 455
1985-86	..... Garry Robinson, 413
1986-87	..... Tilman Bevely, 662
1987-88	..... Tilman Bevely, 414
1988-89	..... Shane Johnson, 381
1989-90	..... Reggie Kemp, 564
1990-91	..... Reggie Kemp, 590
1991-92	..... Mike Alcorn, 392
1992-93	..... Reggie Kemp, 413

1993-94	..... Andre Smith, 371
1994-95	..... Andre Smith, 441
1995-96	..... Marcus Culbreth, 348
1996-97	..... Anthony Hunt, 332
1997-98	..... Anthony Hunt, 418
1998-99	..... DeVon Lewis, 274
1999-00	..... Desmond Harrison, 337
2000-01	..... Craig Haese, 410
2001-02	..... Ryan Patton, 409
2002-03	..... Doug Underwood, 426
2003-04	..... Doug Underwood, 342
2004-05	..... Quin Humphrey, 402
2005-06	..... Quin Humphrey, 538
2006-07	..... Quin Humphrey, 584
2007-08	..... Byron Davis, 465
2008-09	..... Kelvin Bright, 343
2009-10	..... DeAndre Mays, 427
2010-11	..... Vytas Sulskis, 392
2011-12	..... Kendrick Perry, 521
2012-13	..... Kendrick Perry, 519

**Rebounds**

1955-56	..... Herb Lake, 356
1956-57	..... Herb Lake, 555
1957-58	..... Herb Lake, 402
1958-59	..... Mickey Yugovich, 495
1959-60	..... Mickey Yugovich, 529
1960-61	..... Charles Day, 349
1961-62	..... Ron Allen, 350
1962-63	..... Ron Allen, 380
1963-64	..... David Culliver, 241
1964-65	..... David Culliver, 270
1965-66	..... Joe LaVolpa, 247
1966-67	..... Charles Rowan, 269
1967-68	..... Frank Fitz, 323
1968-69	..... Will Teague, 294
1969-70	..... Will Teague, 281
1970-71	..... Ron Smith, 238
1971-72	..... Billy Wells, 250
1972-73	..... Billy Wells, 242
1973-74	..... Gary Anderson, 233
1974-75	..... Jeff Covington, 311
1975-76	..... Jeff Covington, 342
1976-77	..... Jeff Covington, 366
1977-78	..... Jeff Covington, 362
1978-79	..... Mitchell Atwood, 177
1979-80	..... Mitchell Atwood, 196
1980-81	..... Chris Tucker, 173
1981-82	..... Troy Williams, 132
1982-83	..... Ricky Tunstall, 181
1983-84	..... Ricky Tunstall, 231
1984-85	..... John Keshock, 209
1985-86	..... Robert Johnson, 165
1986-87	..... Tilman Bevely, 194
1987-88	..... Tim Jackson, 165
1988-89	..... Shane Johnson, 254
1989-90	..... Tim Jackson, 289
1990-91	..... Tim Jackson, 256
1991-92	..... Jerome Sims, 327
1992-93	..... Jerome Sims, 194
1993-94	..... Derick Simmons, 153
1994-95	..... Derick Simmons, 220
1995-96	..... Marcus Culbreth, 213
1996-97	..... Marcus Culbreth, 163
1997-98	..... David Brown, 214
1998-99	..... David Brown, 194
1999-00	..... Desmond Harrison, 173
2000-01	..... Desmond Harrison, 204
2001-02	..... Jimmy Moore, 127
2002-03	..... Adam Baumann, 224
2003-04	..... Adam Baumann, 195
2004-05	..... Quin Humphrey, 150
2005-06	..... Quin Humphrey, 233
2006-07	..... Quin Humphrey, 221
2007-08	..... John Barber, 210
2008-09	..... Sirlester Martin, 220
2009-10	..... Sirlester Martin, 153
2010-11	..... Damian Eargle, 181
2011-12	..... Damian Eargle, 231
2012-13	..... Damian Eargle, 210

**Field Goals Made**

1946-47	..... Charles Bush, 117
1947-48	..... Charles Bush, 100
1948-49	..... Steve Gergely, 116
1949-50	..... Steve Gergely, 106
1950-51	..... Mike Magula, 145
1951-52	..... Mike Magula, 186
1952-53	..... Tony Knott, 110
1953-54	..... Tony Knott, 198
1954-55	..... Tony Knott, 229
1955-56	..... Tony Knott, 243
1956-57	..... Herb Lake, 225
1957-58	..... Herb Lake, 151
1958-59	..... Mickey Yugovich, 210
1959-60	..... Mickey Yugovich, 234
1960-61	..... Howard McElroy, 170
1961-62	..... Ron Allen, 150
1962-63	..... Ron Allen, 168
1963-64	..... Fred Jones, 189
1964-65	..... David Culliver, 188
1965-66	..... David Culliver, 207
1966-67	..... John McElroy, 233
1967-68	..... John McElroy, 214
1968-69	..... John McElroy, 310
1969-70	..... Billy Johnson, 238
1970-71	..... Billy Johnson, 200
1971-72	..... Billy Johnson, 212
1972-73	..... Billy Wells, 107
1973-74	..... Anthony Mitchell, 201
1974-75	..... Jeff Covington, 220
1975-76	..... Jeff Covington, 222
1976-77	..... Jeff Covington, 247
1977-78	..... Jeff Covington, 249
1978-79	..... Dave Zeigler, 262
1979-80	..... Dave Zeigler, 284
1980-81	..... Bruce Alexander, 179
1981-82	..... Art McCullough, 170
1982-83	..... Ricky Tunstall, 128
1983-84	..... Ray Robinson, 151
1984-85	..... John Keshock, 186
1985-86	..... Garry Robinson, 166
1986-87	..... Tilman Bevely, 257
1987-88	..... Tilman Bevely, 161
1988-89	..... Shane Johnson, 162
1989-90	..... Reggie Kemp, 211
1990-91	..... Reggie Kemp, 234
1991-92	..... Mike Alcorn, 127
1992-93	..... Reggie Kemp, 151
1993-94	..... Andre Smith, 140
1994-95	..... Andre Smith, 160
1995-96	..... Marcus Culbreth, 140
1996-97	..... Anthony Hunt, 105
1997-98	..... Willie Spellman, 137
1998-99	..... DeVon Lewis, 110
1999-00	..... Desmond Harrison, 143
2000-01	..... Craig Haese, 127
2001-02	..... Ryan Patton, 131
2002-03	..... Doug Underwood, 156
2003-04	..... Adam Baumann, 112
2004-05	..... Quin Humphrey, 147
2005-06	..... Quin Humphrey, 189
2006-07	..... Quin Humphrey, 189
2007-08	..... Byron Davis, 175
2008-09	..... Sirlester Martin, 120
2009-10	..... DeAndre Mays, 136
2010-11	..... Damian Eargle, 144
2011-12	..... Kendrick Perry, 177
2012-13	..... Kendrick Perry, 158

**Field Goal Attempts**

1955-56	..... Tony Knott, 571
1956-57	..... Herb Lake, 505
1957-58	..... Mickey Yugovich, 393
1958-59	..... Jim Gordon, 473
1959-60	..... Mickey Yugovich, 549
1960-61	..... Howard McElroy, 380
1961-62	..... Ron Allen, 363
1962-63	..... Ron Allen, 393
1963-64	..... Fred Jones, 346
1964-65	..... David Culliver, 470
1965-66	..... David Culliver, 504
1966-67	..... John McElroy, 483


1967-68	..... John McElroy, 508
1968-69	..... John McElroy, 732
1969-70	..... Bill Johnson, 549
1970-71	..... Bill Johnson, 494
1971-72	..... Bill Johnson, 517
1972-73	..... Billy Wells, 257
1973-74	..... Anthony Mitchell, 512
1974-75	..... Jeff Covington, 419
1975-76	..... Jeff Covington, 407
1976-77	..... Jeff Covington, 411
1977-78	..... Jeff Covington, 452
1978-79	..... Dave Zeigler, 507
1979-80	..... Dave Zeigler, 506
1980-81	..... Bruce Alexander, 409
1981-82	..... Art McCullough, 361
1982-83	..... Ricky Tunstall, 289
1983-84	..... Ricky Tunstall, 286
1984-85	..... John Keshock, 322
1985-86	..... Garry Robinson, 398
1986-87	..... Tilman Bevely, 546
1987-88	..... Tilman Bevely, 507
1988-89	..... Kevin Haddock, 349
1989-90	..... Reggie Kemp, 402
1990-91	..... Reggie Kemp, 478
1991-92	..... Mike Alcorn, 277
1992-93	..... Reggie Kemp, 341
1993-94	..... Andre Smith, 305
1994-95	..... Andre Smith, 375
1995-96	..... Marcus Culbreth, 283
1996-97	..... Willie Spellman, 251
1997-98	..... Willie Spellman, 318
1998-99	..... DeVon Lewis, 273
1999-00	..... Desmond Harrison, 302
2000-01	..... Craig Haese, 293
2001-02	..... Ryan Patton, 333
2002-03	..... Doug Underwood, 369
2003-04	..... Doug Underwood, 271
2004-05	..... Quin Humphrey, 331
2005-06	..... Quin Humphrey, 381
2006-07	..... Quin Humphrey, 436
2007-08	..... Byron Davis, 388
2008-09	..... DeAndre Mays, 302
2009-10	..... DeAndre Mays, 384
2010-11	..... Damian Eargle, 279
2011-12	..... Kendrick Perry, 367
2012-13	..... Blake Allen, 385

**3-Point FG Made**

1982-83	..... Bruce Alexander, 22
1986-87	..... Tilman Bevely, 61
1987-88	..... Tilman Bevely, 23
1988-89	..... Todd Lark, 26
1989-90	..... Todd Lark, 31
1990-91	..... Mike Alcorn, 31
1991-92	..... Mike Alcorn, 59
1992-93	..... Mike Alcorn, 31
1993-94	..... Mike Alcorn, 45
1994-95	..... Hank Raber, 61
1995-96	..... David Henderson, 59
1996-97	..... David Henderson, 44
1997-98	..... Willie Spellman, 51
1998-99	..... Elmer Brown, 58
1999-00	..... Elmer Brown, 48
2000-01	..... Craig Haese, 92
2001-02	..... Ryan Patton, 57
2002-03	..... Doug Underwood, 52
2003-04	..... Doug Underwood, 54
2004-05	..... Quin Humphrey, 39
2005-06	..... Quin Humphrey, 50
2006-07	..... Quin Humphrey, 65
2007-08	..... Vytas Sulskis, 46
2008-09	..... Vytas Sulskis, 39
2009-10	..... DeAndre Mays, 43
2010-11	..... Ashen Ward, 50
2011-12	..... Blake Allen, 91
2012-13	..... Blake Allen, 94

**3-PT FG Attempts**

1982-83	..... Jay McHugh, 54
1986-87	..... Tilman Bevely, 142
1987-88	..... Tilman Bevely, 56
1988-89	..... Todd Lark, 65



Mike Magula led Youngstown in scoring twice in the 1950's.





ANNUAL STAT LEADERS

Table of Annual Stat Leaders for points, listing years and player names like Todd Lark, Mike Alcorn, etc.

Table of Annual Stat Leaders for assists, listing years and player names like Adam Baumann, Brian Radakovich, etc.

Table of Annual Stat Leaders for rebounds, listing years and player names like John Robinson, Tilman Bevely, etc.

Table of Annual Stat Leaders for steals, listing years and player names like Alfonzo Lurry, Lacy Jones, etc.

Free Throw Attempts

Table of Free Throw Attempts, listing years and player names like Tony Knott, Herb Lake, etc.

Free Throws Made

Table of Free Throws Made, listing years and player names like Charles Bush, Jack Christein, etc.

Free Throw Percentage

Table of Free Throw Percentage, listing years and player names like Tony Knott, Herb Lake, etc.

Blocked Shots

Table of Blocked Shots, listing years and player names like Troy Williams, Ricky Tunstall, etc.

Minutes Played

Table of Minutes Played, listing years and player names like Art McCullough, Ricky Tunstall, etc.

Steals

Table of Steals, listing years and player names like Gerald Parks, Bruce Alexander, etc.

Assists

Table of Assists, listing years and player names like Billy Johnson, Dave Burkholder, etc.

Points

Table of Points, listing years and player names like Alfonzo Lurry, Lacy Jones, etc.





**OVERTIME/POSTSEASON RESULTS**

<b>Overtime (22-46)</b>		
Date	Opponent	Result
March 23, 2013	Canisius	L, 82-84
Nov. 28, 2012	Kent State	L, 78-85
Nov. 19, 2012	vs. North Dakota State	L, 80-83
Jan. 5, 2012	Loyola	W, 68-64
Nov. 18, 2011	UC-Riverside	W, 53-49
Feb. 26, 2011	Milwaukee	L, 87-94
Feb. 5, 2011	Valparaiso	L, 78-86
Nov. 20, 2010	at Akron	L, 84-91
Feb. 4, 2010	at Loyola	L, 85-92
Jan. 31, 2009	Detroit	L, 64-68
Feb. 25, 2006	Loyola	L, 84-87
Dec. 31, 2005	at UIC	L, 84-85
Feb. 7, 2004	UW-Green Bay	L, 70-73
Jan. 21, 2004	Butler	L, 66-67
Dec. 30, 2000	at UW-Green Bay	L, 58-66
Jan. 20, 2000	at UMKC	W, 66-61
Dec. 14, 1999	Niagara	L, 77-82
Jan. 9, 1999	at Valparaiso	L, 76-83
Dec. 19, 1998	Montana	L, 74-81
Jan. 10, 1998	at Southern Utah	L, 80-86
Jan. 13, 1997	UMKC	L, 71-73
Jan. 20, 1996	at Eastern Illinois	L, 68-74
Jan. 24, 1994	at Valparaiso	L, 84-93
Jan. 10, 1994	at Wright State	L, 73-79
Jan. 30, 1993	at Valparaiso	L, 76-85
Dec. 3, 1992	Air Force	W, 82-78
March 2, 1991	at Liberty	W, 80-77
Feb. 9, 1991	at Chicago State	L, 94-95
Jan. 23, 1991	Akron	L, 66-71
Feb. 24, 1990	at Liberty	L, 72-76
Feb. 16, 1987	Morehead State	W, 69-68
Feb. 11, 1985	Eastern Kentucky	W, 61-60
Jan. 14, 1985	at Murray State	L, 62-66
Dec. 15, 1984	South Alabama	W, 81-55
March 9, 1984	vs. Tennessee Tech	W, 63-55
Feb. 11, 1984	at Eastern Kentucky	L, 46-47
Feb. 5, 1983	Middle Tennessee State	W, 73-72
Jan. 29, 1983	Akron	L, 66-68
Jan. 21, 1983	at Eastern Kentucky	W, 73-83
Jan. 15, 1983	Austin Peay	W, 75-70
Feb. 27, 1982	Murray State	L, 66-69
Jan. 3, 1981	Bellarmine	L, 77-78
Nov. 28, 1981	Westminster	L, 66-68
Feb. 2, 1980	Western Illinois	L, 73-77
Feb. 7, 1978	at Buffalo	L, 85-87
Jan. 10, 1978	at Philadelphia Textile	L, 65-73
March 7, 1977	Randolph Macon	L, 68-71
Feb. 14, 1977	at Westminster	W, 54-53
Jan. 9, 1976	Northern Kentucky	L, 81-82
Feb. 8, 1975	at Buffalo	W, 100-98
Feb. 3, 1975	at Hillsdale	W, 88-84
Jan. 4, 1975	at Nebraska-Omaha	L, 97-100
Feb. 13, 1974	at Cleveland State	L, 93-99
Jan. 12, 1974	UW-Milwaukee	L, 70-72
Feb. 12, 1972	at Hillsdale	L, 62-64
Jan. 20, 1968	at Central State	L, 60-62
Feb. 13, 1968	at Baldwin-Wallace	L, 77-79
Feb. 4, 1967	Gannon	L, 39-41
Jan. 5, 1966	at Alliance	W, 65-59
Jan. 6, 1965	at Muskingum	W, 36-35
Jan. 25, 1964	at Buffalo	W, 66-64
Feb. 26, 1962	at Baldwin-Wallace	L, 64-66
Jan. 10, 1962	Central State	W, 72-67
Feb. 13, 1961	at Gannon	W, 84-76
Dec. 1, 1958	Kent	L, 51-53
Feb. 1, 1954	Alliance	W, 90-79
Feb. 13, 1952	Slippery Rock	W, 65-63
Jan. 24, 1952	Kent	L, 70-71
Feb. 6, 1948	at Alliance	W, 58-50
March 4, 1947	vs. Northern Arizona	L, 45-49
Feb. 8, 1936	at Fenn	L, 23-28

<b>Double Overtime (5-4)</b>		
Jan. 20, 2001	Chicago State	W, 71-68
Dec. 22, 2000	vs. Northern Iowa	W, 79-76
Jan. 19, 1991	Northeastern Illinois	W, 105-101
Jan. 13, 1986	Eastern Kentucky	W, 75-69
Feb. 15, 1975	Cleveland State	L, 89-93
Feb. 24, 1954	at Wayne State	L, 74-77
Feb. 18, 1953	Westminster	L, 86-93
Jan. 30, 1952	Baldwin-Wallace	W, 84-82
Jan. 1, 1948	Kent	L, 68-70

<b>Triple Overtime (1-2)</b>		
Feb. 10, 2013	UIC	L, 83-88
Jan. 25, 2001	at Western Illinois	L, 116-121
Feb. 4, 1984	at Akron	W, 74-72

<b>Four Overtimes (0-1)</b>		
Dec. 14, 2004	Siena	L, 78-79

<b>Six Overtimes (0-1)</b>		
Feb. 28, 1966	at Gannon	L, 69-71

**NAIA Tournament Results**

**1946-47 • National Tournament**  
1st Round: Northern Arizona 49, Youngstown 45

**1956-57 • District Tournament**  
1st Round: Youngstown 91, Defiance 69  
Finals: Youngstown 59, Steubenville 58

**1956-57 • National Tournament**  
1st Round: Youngstown 81, Westmont (Calif.) 75  
2nd Round: Youngstown 80, Emporia State 74  
Quarterfinals: SE Oklahoma 69, Youngstown 65

**1957-58 • District Tournament**  
1st Round: Youngstown 99, Findlay 72  
Championship: Youngstown 80, Wilmington 59

**1957-58 • National Tournament**  
1st Round: Youngstown 88, Quincy (Ill.) 68  
2nd Round: Youngstown 74, Platteville 63  
Quarterfinals: Western Illinois 70, Youngstown 67

**1958-59 • District Tournament**  
1st Round: Youngstown 97, Baldwin-Wallace 77  
Championship: Youngstown 103, Findlay 65

**1958-59 • National Tournament**  
1st Round: Youngstown 85, Northern State 76  
2nd Round: Tennessee A&I 89, Youngstown 80

**Division II Tournament Results**

**1960-61 • Regional Tournament at Crawfordsville, Ind.**  
1st Round: Wittenberg 43, Youngstown 28  
Consolation: Youngstown 96, South Carolina St. 82

**1961-62 • Regional Tournament at Akron, Ohio**  
1st Round: Florida A&M 74, Youngstown 60  
Consolation: Youngstown 58, Gannon 52

**1962-63 • Regional Tournament at Akron, Ohio**  
1st Round: Wittenberg 38, Youngstown 31  
Consolation: Youngstown 65, Buffalo 53

**1963-64 • Regional Tournament at Akron, Ohio**  
1st Round: LeMoyné (N.Y.) 64, Youngstown 53  
Consolation: Youngstown 91, Ithaca 79

**1965-66 • Regional Tournament at Akron, Ohio**  
1st Round: Akron 70, Youngstown 63

Consolation: Youngstown 94, Randolph Macon 63

**1969-70 • Mideast Regional at Reading, Pa.**  
1st Round: Philadelphia Textile 79, YSU 52  
Consolation: Cheyney State 94, YSU 91

**1971-72 • Mideast Regional at Akron, Ohio**  
1st Round: Youngstown State 81, Gannon 71  
Semifinals: Youngstown State 90, Cheyney State 80  
Finals: Akron 87, Youngstown State 71

**1974-75 • Great Lakes Regional at Charleston, Ill.**  
1st Round: St. Joseph (Ind.) 96, Youngstown State 78  
Consolation: Eastern Illinois 86, Youngstown State 80

**1976-77 • Great Lakes Regional at Youngstown, Ohio**  
1st Round: Randolph-Macon 71, YSU 68  
Consolation: Youngstown State 81, Bellarmine 79

**Conference Tournament Results**

**1984 Ohio Valley (Morehead, Ky.)**  
Youngstown State 63, Tennessee Tech 55  
@ Morehead State 47, Youngstown State 44

**1985 Ohio Valley (Murfreesboro, Tenn.)**  
Youngstown State 79, Morehead State 74  
Youngstown State 95, Eastern Kentucky 61  
@ Middle Tennessee St. 66, Youngstown State 63

**1986 Ohio Valley**  
Tennessee Tech 71, @ Youngstown State 68

**1987 Ohio Valley**  
@ Akron 103, Youngstown State 74

**1988 Ohio Valley**  
@ Middle Tennessee St. 81, Youngstown State 76

**1995 Mid-Continent**  
@ Youngstown State 90, Troy State 83  
@ Valparaiso 77, Youngstown State 52

**1996 Mid-Continent (Moline, Ill.)**  
Western Illinois 68, Youngstown State 48

**1997 Mid-Continent (Moline, Ill.)**  
Western Illinois 66, Youngstown State 64

**1998 Mid-Continent (Moline, Ill.)**  
Youngstown State 75, UMKC 59  
Youngstown State 74, Oral Roberts 60  
Valparaiso 67, Youngstown State 48

**1999 Mid-Continent (Moline, Ill.)**

Youngstown State 78, Southern Utah 56  
Oral Roberts 72, Youngstown State 58

**2000 Mid-Continent (Moline, Ill.)**  
Oral Roberts 67, Youngstown State 59

**2001 Mid-Continent (Fort Wayne, Ind.)**  
Oral Roberts 73, Youngstown State 70

**2002 Horizon League (Cleveland, Ohio)**  
Green Bay 86, Youngstown State 65

**2003 Horizon League Tournament**  
Youngstown State 65, @ Green Bay 61  
UIC 79, Youngstown State 59^  
^Milwaukee, Wis.

**2004 Horizon League Tournament**  
@ Butler 88, Youngstown State 57

**2005 Horizon League Tournament**  
@ Loyola 78, Youngstown State 75

**2006 Horizon League Tournament**  
@ Loyola 76, Youngstown State 61

**2007 Horizon League Tournament**  
@ Youngstown State 82, Detroit 80  
Green Bay 72, Youngstown State 55^  
^ Dayton, Ohio

**2008 Horizon League Tournament**  
@ UIC 70, Youngstown State 59

**2009 Horizon League Tournament**  
UIC 73, @ Youngstown State 68

**2010 Horizon League Tournament**  
@ Green Bay 81, Youngstown State 67

**2011 Horizon League Tournament**  
@ Valparaiso 80, Youngstown State 71

**2012 Horizon League Tournament**  
@ Youngstown State 77, Green Bay 60  
Detroit 93, Youngstown State 76^  
^ Valparaiso, Ind.

**2013 Horizon League Tournament**  
@ Youngstown State 62, Loyola 60  
Wright State 66, Youngstown State 59^  
^ Valparaiso, Ind.





**CLASS RECORDS**

**Freshmen Records**

**Field Goals Made**  
262 • Dave Zeigler (1978-79)

**Field Goal Attempts**  
507 • Dave Zeigler (1978-79)

**Field Goal Percentage**  
TeJay Anderson (2000-01)  
60.8 • (87-of-143)

**3-PT Field Goals Made**  
46 • Vytas Sulskis (2007-08)

**3-PT FG Attempts**  
121 • Vytas Sulskis (2007-08)

**3-PT FG Percentage**  
38.8 • (31-of-80)

Mike Alcorn (1990-91)

**Free Throws Made**  
99 • Dave Zeigler (1978-79)

**Free Throw Attempts**  
124 • Dave Zeigler (1978-79)

**Free Throw Percentage**  
86.7 • (39-of-45)

Marc Vassar (1988-89)

**Points**  
623 • Dave Zeigler (1978-79)

**Blocks**  
39 • Dave Brown (1997-98)

**Steals**  
42 • Vance Cooksey (2007-08)

**Minutes**  
876 • Kendrick Perry (2010-11)

**Rebounds**  
356 • Herb Lake (1955-56)

**Assists**  
200 • Terry Moore (1973-74)

**Sophomore Records**

**Field Goals Made**  
284 • Dave Zeigler (1979-80)

**Field Goal Attempts**  
549 • Bill Johnson (1969-70)

**Field Goal Percentage**  
TeJay Anderson (2001-02)  
57.5 • (69-of-120)

**3-PT Field Goals Made**  
59 • Mike Alcorn (1991-92)

**3-PT FG Attempts**  
144 • Mike Alcorn (1991-92)

**3-PT FG Percentage**  
44.3 • (27-of-61)

Andrew Hannan (1998-99)

**Free Throws Made**  
142 • Reggie Kemp (1989-90)

**Free Throw Attempts**  
204 • Reggie Kemp (1989-90)

**Free Throw Percentage**  
83.7 • (36-of-43)

Marc Vassar (1989-90)

**Points**  
665 • Dave Zeigler (1979-80)

**Blocks**  
91 • Damian Eargle (2010-11)

**Steals**  
74 • Kendrick Perry (2011-12)

**Minutes**  
1,079 • Kendrick Perry (2011-12)

**Rebounds**  
555 • Herb Lake (1956-57)

**Assists**  
230 • Terry Moore (1974-75)

**Junior Records**

**Field Goals Made**  
257 • Tilman Bevely (1986-87)

**Field Goal Attempts**  
546 • Tilman Bevely (1986-87)

**Field Goal Percentage**  
Jeff Covington (1976-77)  
60.1 • (247-of-411)

**3-PT Field Goals Made**  
91 • Blake Allen (2011-12)

**3-PT FG Attempts**  
212 • Blake Allen (2011-12)

**3-PT FG Percentage**  
44.4 • (40-of-90)

Andre Smith (1993-94)

**Free Throws Made**  
145 • Jerome Sims (1991-92)

**Free Throw Attempts**  
232 • Jerome Sims (1991-92)

**Free Throw Percentage**  
85.4 • (35-of-41)

Aundra Brown (1990-91)

**Points**  
662 • Tilman Bevely (1986-87)

**Blocks**  
138 • Ricky Tunstall (1982-83)

**Steals**  
56 • Kendrick Perry (2012-13)

**Minutes**  
1,060 • Blake Allen (2011-12)

**Rebounds**  
448 • Herb Lake (1957-58)

**Assists**  
189 • Terry Moore (1975-76)

**Senior Records**

**Field Goals Made**  
310 • John McElroy (1968-69)

**Field Goal Attempts**  
732 • John McElroy (1968-69)

**Field Goal Percentage**  
John Keshock (1985-86)  
57.8 • (186-of-322)

**3-PT Field Goals Made**  
94 • Blake Allen (2012-13)

**3-PT FG Attempts**  
261 • Blake Allen (2012-13)

**3-PT FG Percentage**  
43.9 • (50-of-114)

Anthony Hunt (1997-98)

**Free Throws Made**  
162 • Jeff Covington (1977-78)

**Free Throw Attempts**  
215 • Jeff Covington (1977-78)

**Free Throw Percentage**  
93.9 • (62-of-66)

Craig Haese (2000-01)

**Points**  
729 • John McElroy (1968-69)

**Blocks**  
102 • Damian Eargle (2012-13)

**Steals**  
64 • Marlon Williamson (2002-03)

**Minutes**  
1,188 • Blake Allen (2012-13)

**Rebounds**  
489 • Herb Lake (1958-59)


**Assists**  
239 • Bill Johnson (1971-72)



Quin Humphrey set a senior school record for most minutes played in 2006-07.



Blake Allen set three junior-year records in 2011-12.



Jerome Sims set an overall school mark for free-throw attempts and makes in '91-92.







**TEAM SEASON RECORDS**

**Points**

1. 2012-13..... 2,426
2. 1990-91..... 2,388
3. 1958-59..... 2,385
4. 1974-75..... 2,349
5. 1971-72..... 2,290

**Field Goal Pct.**

1. 1979-80.....50.2
2. 1978-79.....49.9
3. 1977-78.....49.3
4. 1976-77.....48.6
5. 1984-85.....48.2

**3-Point FG Made**

1. 2011-12.....270
2. 2012-13.....245
3. 2010-11.....235
4. 1997-98.....199
5. 2005-06.....191

**Scoring Average**

1. 1990-91.....85.3
2. 1958-59.....85.2
3. 1966-67.....84.4
4. 1974-75.....83.9
5. 1956-57.....82.9

**Free Throws Made**

1. 2000-01.....511
2. 1957-58.....489
3. 1990-91.....487
4. 2012-13.....475
5. 2009-10.....455

**3-Point FG Att.**

1. 2011-12.....708
1. 2010-11.....708
3. 2012-13.....707
4. 2005-06.....578
5. 1997-98.....557

**Field Goals Made**

1. 1958-59.....994
2. 1974-74.....967
3. 1971-72.....936
4. 1990-91.....915
5. 1960-61.....902

**FT Attempts**

1. 2000-01.....747
2. 1990-91.....731
3. 1957-58.....728
4. 1956-57.....707
5. 1992-93.....705

**3-Point FG Pct.**

1. 1982-83.....38.9
2. 2011-12.....38.1
3. 1991-92.....36.6
3. 1989-90.....36.6
5. 1994-95.....36.5

**FG Attempts**

1. 1958-59.....2,359
2. 1957-58.....2,277
3. 1971-72.....2,177
4. 1960-61.....2,176
5. 1974-75.....2,092

**Free Throw Pct.**

1. 1979-80.....75.6
2. 2001-02.....73.9
3. 1990-91.....73.1
4. 1998-99.....71.1
5. 2005-06.....70.6

**Total Rebounds**

1. 1957-58..... 1,680
2. 1958-59..... 1,662
3. 1960-61..... 1,511
4. 1965-66..... 1,406
5. 1956-57..... 1,401

**Rebounding Avg.**

1. 1958-59.....59.4
2. 1957-58.....56.0
3. 1966-67.....55.5
4. 1965-66.....54.1
5. 1960-61.....54.0

**Rebounding Margin**


1. 1958-59..... +12
2. 1956-57..... +11.8
3. 1957-58..... +8.6
4. 1969-70..... +8.0
4. 1970-71..... +8.0

**Assists**

1. 1971-72.....598
2. 1990-91.....544
3. 1974-75.....528
4. 1984-85.....476
5. 1973-74.....461

**Steals**

1. 1990-91.....255
2. 1989-90.....219
3. 2003-04.....218



Tilman Bevely was a key part of the 1984-85 squad that set a school Division I mark for field-goal percentage.

4. 1998-99.....212
5. 1995-96.....206

**Blocked Shots**

1. 2012-13.....182
2. 1982-83.....166
3. 2011-12.....164
4. 2010-11.....148
5. 1983-84.....125

**Fewest Turnovers**

1. 1972-73.....310
2. 1996-97.....315
3. 1970-71.....319
4. 2011-12.....347
5. 2010-11.....359

**Victories**

1. 1963-64.....24
2. 1956-57.....23
2. 1957-58.....23
4. 1969-70.....22
4. 1976-77.....22
4. 1971-72.....22

**Winning Pct.**

1. 1963-64.....889
2. 1956-57.....852
3. 1969-70.....815
4. 1928-29.....800
5. 1957-58.....767

**Fewest Points Allowed**

1. 1958-59.....1,328
2. 1972-73.....1,416
3. 1957-58.....1,449
4. 1963-64.....1,499
5. 1970-71.....1,604

**Fewest Points Allowed Avg.**

1. 1958-59.....47.0
2. 1957-58.....48.3
3. 1963-64.....59.9
4. 1972-73.....61.5
5. 1971-72.....64.1



Guard Ashen Ward helped the Guins to a school-mark 270 3-pointers made in 2011-12.





**YEAR-BY-YEAR STATS**

YEAR	GP	FG-FGA	Pct.	FT-FTA	Pct.	3PT-3PTA	Pct.	REB	Avg.	A	TO	BK	S	Points	Avg.
1950-51	23	629	N/A	377	N/A	N/A	N/A	N/A	N/A	N/A	N/A	N/A	N/A	1,635	71.1
1953-54	27	725	N/A	566	N/A	N/A	N/A	N/A	N/A	N/A	N/A	N/A	N/A	2,016	74.7
1955-56	26	842-2,078	.405	431-692	.622	N/A	N/A	1,270	48.8	N/A	N/A	N/A	N/A	2,115	81.3
1956-57	27	900-1,990	.452	440-707	.622	N/A	N/A	1,401	51.8	N/A	N/A	N/A	N/A	2,240	82.9
1957-58	30	899-2,277	.395	489-728	.671	N/A	N/A	<b>1,680</b>	56.0	N/A	N/A	N/A	N/A	2,287	76.2
1958-59	28	<b>994-2,359</b>	.421	397-610	.650	N/A	N/A	1,662	<b>59.4</b>	N/A	N/A	N/A	N/A	2,385	85.2
1959-60	25	753-1,833	.411	312-486	.642	N/A	N/A	1,201	32.7	N/A	N/A	N/A	N/A	1,818	72.7
1960-61	28	902-2,176	.415	406-594	.683	N/A	N/A	1,511	53.9	N/A	N/A	N/A	N/A	2,210	78.9
1961-62	28	794-1,965	.404	319-486	.656	N/A	N/A	1,366	48.7	N/A	N/A	N/A	N/A	1,907	68.1
1962-63	27	736-1,739	.423	339-533	.636	N/A	N/A	1,327	49.1	N/A	N/A	N/A	N/A	1,811	67.1
1963-64	25	849-1,870	.454	374-556	.673	N/A	N/A	1,215	48.6	N/A	N/A	N/A	N/A	2,072	82.8
1964-65	26	753-1,883	.400	392-564	.695	N/A	N/A	1,195	46.0	N/A	N/A	N/A	N/A	1,898	73.9
1965-66	26	827-2,085	.397	363-541	.671	N/A	N/A	1,406	54.1	N/A	N/A	N/A	N/A	2,037	78.3
1966-67	25	866-1,947	.444	380-598	.635	N/A	N/A	1,387	55.4	N/A	N/A	N/A	N/A	2,112	84.4
1967-68	25	847-1,921	.441	360-518	.695	N/A	N/A	1,279	51.2	N/A	N/A	N/A	N/A	2,054	82.2
1968-69	26	840-1,989	.420	350-526	.670	N/A	N/A	1,262	48.5	N/A	N/A	N/A	N/A	2,028	78.0
1969-70	27	877-1,977	.443	406-682	.596	N/A	N/A	1,335	58.3	N/A	N/A	N/A	N/A	2,160	80.0
1970-71	25	809-1,928	.419	294-451	.652	N/A	N/A	1,130	53.4	406	319	N/A	N/A	1,912	76.5
1971-72	29	936-2,177	.429	418-631	.662	N/A	N/A	1,324	54.7	<b>598</b>	374	N/A	N/A	2,290	78.9
1972-73	23	604-1,470	.408	209-342	.605	N/A	N/A	893	44.4	382	310	N/A	N/A	1,417	61.6
1973-74	26	858-1,903	.451	313-469	.668	N/A	N/A	1,143	43.9	461	N/A	N/A	N/A	2,029	78.1
1974-75	28	967-2,092	.462	415-603	.688	N/A	N/A	1,247	44.5	528	N/A	N/A	N/A	2,349	83.9
1975-76	26	817-1,707	.480	297-429	.692	N/A	N/A	1,109	42.7	412	398	N/A	N/A	1,931	74.2
1976-77	27	828-1,698	.488	353-527	.670	N/A	N/A	1,083	40.0	411	N/A	N/A	172	2,009	74.4
1977-78	25	740-1,500	.493	371-547	.678	N/A	N/A	958	38.3	349	N/A	N/A	134	1,851	74.1
1978-79	26	745-1,494	.499	332-473	.702	N/A	N/A	813	30.1	418	N/A	N/A	162	1,822	70.1
1979-80	27	792-1,579	<b>.502</b>	411-544	.756	N/A	N/A	975	36.1	437	428	N/A	188	1,991	73.7
1980-81	26	695-1,545	.450	365-524	.697	N/A	N/A	814	31.3	319	429	55	187	1,755	67.5
1981-82	26	669-1,420	.471	326-486	.671	N/A	N/A	833	32.0	297	371	52	147	1,664	64.0
1982-83	27	789-1,788	.441	311-502	.620	75-193	<b>.389</b>	1,016	37.6	369	424	166	166	1,964	72.7
1983-84	29	815-1,709	.477	389-578	.673	N/A	N/A	1,087	37.5	451	463	125	197	2,019	69.6
1984-85	30	824-1,709	.482	436-626	.697	N/A	N/A	1,016	33.8	476	421	68	183	2,084	69.5
1985-86	28	789-1,736	.454	357-570	.626	N/A	N/A	1,070	38.2	444	423	51	159	1,916	68.4
1986-87	28	823-1,847	.446	309-471	.656	N/A	N/A	1,103	39.4	415	447	65	189	2,084	74.4
1987-88	28	713-1,673	.426	325-480	.677	34-103	.330	993	35.5	365	467	41	151	1,785	63.8
1988-89	28	836-1,831	.457	373-550	.678	64-177	.362	1,066	38.1	446	506	81	196	2,109	75.3
1989-90	28	798-1,764	.452	453-652	.695	106-290	.366	1,006	35.9	432	442	41	219	2,155	76.9
1990-91	28	915-1,915	.478	487-731	.731	72-234	.308	1,135	40.5	544	<b>512</b>	81	<b>255</b>	2,388	<b>85.3</b>
1991-92	28	649-1,557	.417	441-668	.660	113-309	.366	1,036	37.0	361	499	53	161	1,852	66.1
1992-93	26	662-1,612	.411	445-705	.631	95-290	.328	936	36.0	338	421	61	201	1,864	71.7
1993-94	26	671-1,589	.422	286-467	.612	127-363	.350	977	37.6	324	409	71	200	1,755	67.5
1994-95	28	720-1,633	.441	361-550	.656	151-414	.365	1,095	39.1	386	410	58	191	1,952	69.7
1995-96	27	669-1,555	.430	342-543	.630	148-446	.332	1,068	39.6	400	414	67	206	1,828	67.7
1996-97	27	599-1,443	.415	358-520	.688	157-474	.331	913	33.8	326	315	39	144	1,713	63.4
1997-98	29	754-1,713	.440	391-586	.667	199-557	.357	1,139	39.3	439	423	104	189	2,098	72.3
1998-99	28	701-1,606	.436	303-426	.711	185-523	.354	1,002	35.8	438	406	87	212	1,890	67.5
1999-00	28	696-1,593	.437	330-484	.682	154-479	.322	947	33.8	410	429	94	198	1,876	67.0
2000-01	30	722-1,622	.445	<b>511-747</b>	.684	178-497	.358	1,082	36.1	437	453	74	153	2,133	71.1
2001-02	28	620-1,550	.400	425-575	.739	143-442	.324	907	32.4	364	404	78	182	1,808	64.6
2002-03	29	652-1,574	.414	387-591	.655	122-338	.361	1,015	35.0	365	469	86	180	1,813	62.5
2003-04	28	655-1,497	.438	440-648	.679	126-394	.346	920	32.9	376	462	80	218	1,876	67.0
2004-05	28	591-1,442	.410	361-662	.654	138-435	.317	870	31.1	438	438	112	157	1,681	60.0
2005-06	28	687-1,581	.435	343-486	.706	191-578	.330	952	34.0	370	368	81	175	1,908	68.1
2006-07	31	729-1,692	.431	421-608	.692	168-488	.344	1,114	35.9	376	419	89	163	2,047	66.0
2007-08	30	708-1,643	.431	362-571	.634	166-499	.333	994	33.1	389	434	92	195	1,944	64.8
2008-09	30	709-1,712	.414	398-612	.650	165-490	.337	1,066	35.5	390	401	104	168	1,981	66.0
2009-10	30	697-1,656	.421	455-665	.684	153-479	.319	986	32.9	390	401	110	181	2,002	66.7
2010-11	30	756-1,823	.415	325-533	.610	<b>235-708</b>	.332	1,032	34.4	454	359	148	186	2,072	69.1
2011-12	31	746-1,729	.431	333-514	.648	<b>270-708</b>	.381	998	32.2	405	247	164	201	2,095	67.6
2012-13	<b>34</b>	853-1979	.431	475-686	.692	245-707	.347	1,200	35.3	504	398	<b>182</b>	231	<b>2,426</b>	71.4





**1,000-POINT CLUB**

**1. 2,424 • JEFF COVINGTON, 1974-78**

Year	GP	FG	FT	PTS	AVG
1974-75	26	220	103	543	20.8
1975-76	26	222	98	542	20.8
1976-77	29	265	149	679	23.4
1977-78	25	249	162	660	26.4
<b>Totals</b>	<b>106</b>	<b>956</b>	<b>512</b>	<b>2,424</b>	<b>22.9</b>

**2. 2,218 • TONY KNOTT, 1952-56**

Year	GP	FG	FT	PTS	AVG
1952-53	24	110	100	305	12.7
1953-54	27	198	155	551	20.4
1954-55	27	229	199	657	24.3
1955-56	26	243	199	705	27.1
<b>Totals</b>	<b>104</b>	<b>780</b>	<b>653</b>	<b>2,218</b>	<b>21.3</b>

**3. 1,942 • JOHN McELROY, 1965-69**

Year	GP	FG	FT	PTS	AVG
1965-66	22	89	20	194	8.8
1966-67	25	233	71	537	21.5
1967-68	25	214	54	482	19.3
1968-69	26	310	109	729	28.0
<b>Totals</b>	<b>98</b>	<b>846</b>	<b>245</b>	<b>1,942</b>	<b>19.8</b>

**4. 1,917 • MICKEY YUGOVICH, 1956-60**

Year	GP	FG	FT	PTS	AVG
1956-57	27	198	107	503	18.6
1957-58	30	149	92	390	13.0
1958-59	28	210	75	495	17.6
1959-60	25	234	61	529	21.2
<b>Totals</b>	<b>110</b>	<b>791</b>	<b>335</b>	<b>1,917</b>	<b>17.4</b>

**5. 1,821 • REGGIE KEMP, 1988-93**

Year	GP	FG	FT	PTS	AVG
1988-89	28	99	55	254	9.1
1989-90	28	211	142	564	20.1
1990-91	28	234	121	590	21.1
1992-93	24	151	106	413	17.2
<b>Totals</b>	<b>108</b>	<b>695</b>	<b>424</b>	<b>1,821</b>	<b>16.8</b>

**6. 1,783 • HERB LAKE, 1956-59**

Year	GP	FG	FT	PTS	AVG
1955-56	25	168	84	420	16.8
1956-57	27	225	99	582	20.3
1957-58	27	151	100	402	14.9
1958-59	28	177	58	412	14.7
<b>Totals</b>	<b>107</b>	<b>721</b>	<b>341</b>	<b>1,783</b>	<b>16.7</b>

**7. 1,726 • BILLY JOHNSON, 1968-72**

Year	GP	FG	FT	PTS	AVG
1968-69	24	56	36	148	6.2
1969-70	25	238	106	549	23.3
1970-71	24	200	74	474	19.8
1971-72	29	212	98	522	18.0
<b>Totals</b>	<b>102</b>	<b>706</b>	<b>314</b>	<b>1,726</b>	<b>16.9</b>

**8. 1,707 • QUIN HUMPHREY, 2003-07**

Year	GP	FG	FT	PTS	AVG
2003-04	27	61	50	183	6.8
2004-05	28	147	69	402	14.4
2005-06	28	189	110	538	19.2
2006-07	31	189	141	584	18.8
<b>Totals</b>	<b>114</b>	<b>586</b>	<b>370</b>	<b>1,707</b>	<b>15.0</b>



Jeff Covington is the leading scorer in school history with 2,424 points.

**9. 1,564 • JOE NIGRO, 1964-68**

Year	GP	FG	FT	PTS	AVG
1964-65	22	112	50	274	12.0
1965-66	24	153	56	362	15.1
1966-67	25	177	114	468	18.7
1967-68	25	180	100	460	18.4
<b>Totals</b>	<b>96</b>	<b>622</b>	<b>320</b>	<b>1,564</b>	<b>16.3</b>

**10. 1,531 • TIM JACKSON, 1987-91**

Year	GP	FG	FT	PTS	AVG
1987-88	28	136	86	352	12.7
1988-89	28	124	52	300	10.7
1989-90	28	173	103	449	16.0
1990-91	28	167	90	430	15.1
<b>Totals</b>	<b>112</b>	<b>600</b>	<b>331</b>	<b>1,531</b>	<b>13.7</b>

**11. 1,480 • BRUCE ALEXANDER, 1978-83**

Year	GP	FG	FT	PTS	AVG
1978-79	26	165	58	388	14.9
1979-80	27	150	64	364	13.5
1980-81	26	179	92	405	17.3
1981-82	3	12	1	25	8.3
1982-83	26	99	33	253	9.7
<b>Totals</b>	<b>108</b>	<b>605</b>	<b>248</b>	<b>1,480</b>	<b>13.7</b>

**12. 1,434 • TILMAN BEVELY, 1984-88**

Year	GP	FG	FT	PTS	AVG
1984-85	25	44	10	98	3.9
1985-86	28	112	36	260	9.2
1986-87	28	257	87	662	23.6
1987-88	28	161	69	414	14.8
<b>Totals</b>	<b>109</b>	<b>574</b>	<b>202</b>	<b>1,434</b>	<b>13.2</b>

**13. 1,430 • DAVE CULLIVER, 1962-66**


Year	GP	FG	FT	PTS	AVG
1962-63	2	5	3	11	5.5
1963-64	25	165	88	441	16.7
1964-65	26	188	94	470	18.2
1965-66	26	207	94	508	19.5
<b>Totals</b>	<b>88</b>	<b>565</b>	<b>279</b>	<b>1,430</b>	<b>16.3</b>

**14. 1,400 • LEO MOGUS, 1939-43**

Year	GP	FG	FT	PTS	AVG
1939-40	18	N/A	N/A	307	17.1
1940-41	22	N/A	N/A	348	15.8
1941-42	21	N/A	N/A	391	18.6
1942-43	16	N/A	N/A	354	22.1
<b>Totals</b>	<b>77</b>	<b>N/A</b>	<b>N/A</b>	<b>1,400</b>	<b>18.2</b>

**15. 1,347 • GERALD PARKS, 1974-78**

Year	GP	FG	FT	PTS	AVG
1974-75	25	100	49	248	9.9
1975-76	26	142	38	322	12.4
1976-77	29	173	42	388	13.4
1977-78	24	164	66	394	16.4
<b>Totals</b>	<b>104</b>	<b>579</b>	<b>195</b>	<b>1,347</b>	<b>12.9</b>



Leo Mogus was the first Penguin to score over 1,000 points. He scored 1,400 in his career.

**16. 1,311 • VYTAS SULSKIS 2007-11**

Year	GP	FG	FT	PTS	AVG
------	----	----	----	-----	-----





**1,000-POINT CLUB**

2007-08	30	91	42	270	9.0
2008-09	30	100	70	309	10.3
2009-10	30	99	101	340	11.3
2010-11	30	122	105	392	13.1
<b>Totals</b>	<b>120</b>	<b>412</b>	<b>318</b>	<b>1,311</b>	<b>10.9</b>

**17. 1,309 • KENDRICK PERRY, 2010-PRESENT**

Year	GP	FG	FT	PTS	AVG
2010-11	30	93	48	269	9.0
2011-12	31	177	54	521	16.8
2012-13	30	158	153	519	17.3
<b>Totals</b>	<b>91</b>	<b>428</b>	<b>314</b>	<b>1,309</b>	<b>14.4</b>

**18. 1,288 • DAVE ZEIGLER, 1978-80**

Year	GP	FG	FT	PTS	AVG
1978-79	25	262	99	623	24.9
1979-80	24	284	101	665	27.7
<b>Totals</b>	<b>49</b>	<b>546</b>	<b>200</b>	<b>1,288</b>	<b>26.3</b>

**19. 1,255 • TROY WILLIAMS, 1981-85**

Year	GP	FG	FT	PTS	AVG
1981-82	25	103	49	255	10.2
1982-83	24	118	53	289	12.0
1983-84	29	139	36	314	10.8
1984-85	30	155	57	367	12.2
<b>Totals</b>	<b>108</b>	<b>515</b>	<b>195</b>	<b>1,255</b>	<b>11.6</b>

**20. 1,198 • ANTHONY MITCHELL, 1973-77**

Year	GP	FG	FT	PTS	AVG
1973-74	24	201	51	453	18.8
1974-75	26	130	32	292	11.2
1975-76	6	42	10	94	15.7
1976-77	28	160	39	359	12.8
<b>Totals</b>	<b>84</b>	<b>533</b>	<b>132</b>	<b>1,198</b>	<b>14.3</b>

**21. 1,187 • RON SMITH, 1968-72**

Year	GP	FG	FT	PTS	AVG
1968-69	10	36	16	88	8.8
1969-70	25	129	27	285	11.4
1970-71	25	186	49	421	16.8
1971-72	26	212	98	393	15.1
<b>Totals</b>	<b>86</b>	<b>563</b>	<b>190</b>	<b>1,187</b>	<b>13.8</b>

**22. 1,130 • BOB ATTERHOLT, 1954-58**


Year	GP	FG	FT	PTS	AVG
1954-55	13	80	34	194	14.9
1955-56	26	150	46	346	13.3
1956-57	27	145	52	342	12.7
1957-58	27	108	32	248	9.2
<b>Totals</b>	<b>93</b>	<b>483</b>	<b>164</b>	<b>1,130</b>	<b>12.1</b>

**23. 1,081 • PHIL GASTON, 1971-75**

Year	GP	FG	FT	PTS	AVG
1971-72	18	29	16	74	4.1
1972-73	22	88	22	198	9.0
1973-74	25	118	92	328	13.5
1974-75	27	181	119	481	17.8
<b>Totals</b>	<b>92</b>	<b>416</b>	<b>249</b>	<b>1,081</b>	<b>11.8</b>

**24. 1,074 • DESMOND HARRISON, 1997-2001**

Year	GP	FG	FT	PTS	AVG
------	----	----	----	-----	-----



Mickey Yugovich ranks fourth on the all-time scoring list at 1,917 points.

1997-98	27	77	37	191	7.1
1998-99	28	91	58	241	8.6
1999-00	28	143	51	337	12.0
2000-01	30	105	95	305	10.2
<b>Totals</b>	<b>113</b>	<b>416</b>	<b>241</b>	<b>1,074</b>	<b>9.5</b>

**25. 1,061 • DAMIAN EARGLE, 2010-13**

Year	GP	FG	FT	PTS	AVG
2010-11	30	144	51	339	11.3
2011-12	31	131	82	344	11.1
2012-13	32	150	77	378	11.8
<b>Totals</b>	<b>93</b>	<b>425</b>	<b>210</b>	<b>1,061</b>	<b>11.4</b>

**26. 1,058 • DOUG UNDERWOOD, 2001-04**

Year	GP	FG	FT	PTS	AVG
2001-02	28	110	41	290	10.4
2002-03	29	156	62	426	14.7
2003-04	28	107	74	342	12.2
<b>Totals</b>	<b>85</b>	<b>373</b>	<b>177</b>	<b>1,058</b>	<b>12.4</b>

**27. 1,045 • RAY ROBINSON, 1981-85**

Year	GP	FG	FT	PTS	AVG
1981-82	23	76	33	185	8.0
1982-83	27	82	40	204	7.6
1983-84	29	151	57	359	12.4
1984-85	30	123	51	297	9.9
<b>Totals</b>	<b>109</b>	<b>432</b>	<b>181</b>	<b>1,045</b>	<b>9.6</b>

**28. 1,033 • CRAIG HAESE, 1997-2001**

Year	GP	FG	FT	PTS	AVG
1997-98	29	49	31	158	5.4
1998-99	27	47	31	155	5.7
1999-2000	27	103	57	310	11.5
2000-01	29	128	62	410	14.1
<b>Totals</b>	<b>112</b>	<b>327</b>	<b>181</b>	<b>1,033</b>	<b>9.2</b>

**29. 1,032 • BLAKE ALLEN, 2010-13**

Year	GP	FG	FT	PTS	AVG
------	----	----	----	-----	-----

2010-11	30	76	13	212	7.1
2011-12	31	138	30	397	12.8
2012-13	34	148	33	423	12.4
<b>Totals</b>	<b>95</b>	<b>362</b>	<b>76</b>	<b>1,032</b>	<b>10.9</b>

**30. 1,025 • RYAN PATTON, 1998-2002**

Year	GP	FG	FT	PTS	AVG
1998-99	24	3	30	73	2.0
1999-00	28	72	68	238	8.5
2000-01	29	97	71	305	10.5
2001-02	28	131	90	409	14.6
<b>Totals</b>	<b>109</b>	<b>303</b>	<b>259</b>	<b>1,025</b>	<b>9.4</b>

**31. 1,021 • BRUCE TIMKO, 1982-86**

Year	GP	FG	FT	PTS	AVG
1982-83	27	54	44	167	6.2
1983-84	29	119	101	339	11.7
1984-85	30	84	78	246	8.2
1985-86	28	107	55	269	9.6
<b>Totals</b>	<b>114</b>	<b>364</b>	<b>278</b>	<b>1,021</b>	<b>8.6</b>

**32. 1,016 • STEVE GERGELY, 1946-50**

Year	GP	FG	FT	PTS	AVG
1946-47	23	87	56	230	10.0
1947-48	20	73	44	190	9.5
1948-49	23	116	76	308	13.4
1949-50	22	98	75	288	13.1
<b>Totals</b>	<b>88</b>	<b>374</b>	<b>251</b>	<b>1,016</b>	<b>11.5</b>

**32. 1,016 • JOHN BARBER, 2003-08**

Year	GP	FG	FT	PTS	AVG
2003-04	3	2	0	4	1.3
2004-05	28	64	34	175	6.3
2005-06	28	77	22	195	7.0
2006-07	31	85	57	235	7.6
2007-08	30	158	63	407	13.6
<b>Totals</b>	<b>120</b>	<b>386</b>	<b>176</b>	<b>1,016</b>	<b>8.5</b>

**34. 1,015 • ANTHONY HUNT, 1995-98**

Year	GP	FG	FT	PTS	AVG
1995-96	26	89	61	265	10.2
1996-97	27	105	40	332	12.3
1997-98	29	129	110	418	14.4
<b>Totals</b>	<b>82</b>	<b>323</b>	<b>211</b>	<b>1,015</b>	<b>12.4</b>

**35. 1,001 • RON ALLEN, 1961-64**

Year	GP	FG	FT	PTS	AVG
1961-62	25	150	47	347	13.8
1962-63	27	168	76	412	15.2
1963-64	16	106	30	242	15.1
<b>Totals</b>	<b>68</b>	<b>424</b>	<b>153</b>	<b>1,001</b>	<b>14.7</b>





**ALL-TIME LETTERWINNERS**

**aaaaAaaaa**

Mike Adams..... 2004-06  
 John Aiken..... 1938-41  
 Scott Airato..... 1994-96  
 Mike Alcorn..... 1990-94  
 Bruce Alexander..... 1978-83  
 Blake Allen..... 2010-13  
 Ronald Allen..... 1961-64  
 Terry Allen..... 1972-74  
 Frank Alo..... 1959-60  
**Shawn Amiker..... 2011-13**  
 Gary Anderson..... 1973-77  
 Matt Anderson..... 1987-88  
 Maurice Anderson..... 1997-98  
 Ray Anderson..... 1937-38  
 TeJay Anderson..... 2000-04  
 Frank Andrews..... 1974-78  
 Aaron Ashburn..... 1997-98  
 Tyrone Askew..... 1977-78  
 Robert Atterholt..... 1954-58  
 Mitchell Atwood..... 1978-80

**bbbbBbbbb**

Dave Baker..... 1978-81  
 Jeff Ball..... 2000-01  
 Paul Banks..... 1931-32  
 John Barber..... 2004-08  
 Bill Barnhart..... 1969-71  
 Herb Barthelmay..... 1951-54  
 Adam Baumann..... 2002-04  
 Ron Beaber..... 1970-72  
 Frank Beck..... 1953-55  
**Kamren Belin..... 2012-13**  
 Denver Belknap..... 1971-74  
 Joe Benish..... 1938-39  
 Frank Bennett..... 1942-43  
 Claude Bentley..... 1971-73  
 Fred Berecek..... 1960-62  
 Kenneth Bergman..... 1938-42  
 Tilman Bevely..... 1984-88  
 Antonio Bias..... 1997-98  
 Jack Blaski..... 1951-53  
 Dallas Blocker..... 2008-10  
 Bob Bloom..... 1947-48  
 Tony Boatwright..... 1967-68  
 John Bolivar..... 1950-51  
 Chris Booth..... 2006-07  
 Bryan Borcherdt..... 1991-92  
 Dan Boudler..... 2007-11  
 Donald Boylan..... 1929-32  
 Richard Bralski..... 1959-60  
 Zack Brandes..... 1951-52  
 Rudolph Braydich..... 1946-48  
 Joe Brennan..... 1965-69  
 Mike Brennan..... 1996-98  
 Tre Brewer..... 2010-11  
 Walt Brian..... 1947-52  
 Kelvin Bright..... 2008-10  
 Sheldon Brogdon..... 2010-11  
 DuShawn Brooks..... 2010-12  
 Kevin Brooks..... 1979-80  
 Randy Brooks..... 2000-01  
 Aundra Brown..... 1987-91  
 David Brown..... 1997-2001  
 Elmer Brown..... 1998-00  
 Mark Brown..... 1977-80  
 Ralph Browne..... 1965-66  
 Al Bucci..... 1941-42  
 Dave Burkholder..... 1971-75  
 Charlie Burns..... 1961-65  
 Shawn Burns..... 1979-80  
 Charles Bush..... 1946-50  
 Charlie Bushman..... 1955-59  
 Roy Butler..... 1971-72

**ccccCcccc**

Art Cacceno..... 1933-34  
 Anthony Camuso..... 1996-97  
 Joseph Cantrello..... 1934-35  
 Angelo Capozzi..... 1940-41  
 Bob Carlson..... 1973-77  
 Jack Carney..... 1952-53  
 Bill Carson..... 1962-63  
 Dwight Carter..... 1983-85  
 Robert Carter..... 1978-82  
 Jay Cashon..... 1937-39  
 Gary Causey..... 1981-82  
 Robert Cercone..... 1952-56  
 James Chambers..... 1930-32  
 Kevin Cherry..... 1981-85  
**Josh Chojnacki..... 2010-13**  
 George Chops..... 1946-47  
 Jack Christein..... 1946-50  
 Bob Chuey..... 1958-62  
 Phillip Chuey..... 1942-43  
 Steve Chuey..... 1938-42  
 Billy Clapper..... 2004-05  
 Fred Cleary..... 1952-55  
 Nick Cochran..... 1990-91  
 Buddy Cole..... 1932-34  
**DJ Cole..... 2011-13**  
 Robert Cole..... 1930-31  
 Otis Colvin..... 1987-88  
 Vance Cooksey..... 2007-10  
 Fred Cooper..... 1932-33  
 Tom Cope..... 1968-71  
 Joe Coppola..... 1954-55  
 Carl Corletzi..... 1937-41  
 Costan..... 1927-28  
 George Cotal..... 2006-08  
 Dave Cousart..... 1973-74  
 Jeff Covington..... 1974-78  
 Frank Coyle..... 1938-40  
 Charles Craig..... 1951-52  
 Tom Craig..... 1962-63  
 Jack Cramb..... 1941-43  
 Jim Cramer..... 1957-59  
 Domanique Crawford..... 2004-06  
 Ralph Crawford..... 1929-30  
 Albert Crockett..... 1998-00  
 Walter Cromer..... 1965-66  
 Rafael Cruz..... 2000-02  
 Marcus Culbreth..... 1996-97  
 Dave Culliver..... 1962-66  
 Sheldon Cunningham..... 1958-59

**ddddDdddd**

Eli Danilov..... 1946-52  
 Paul Danilov..... 1955-56  
 Byron Davis..... 2006-08  
 Wayne Davis..... 1966-70  
 Charles Day..... 1958-62  
 Tony DeAscentis..... 1953-54  
 Allen Deep..... 2003-05  
 Jim Dellick..... 1955-56  
 R. D. DeLoach..... 1989-90  
 Julius Demi..... 1928-29  
 Richard Denamen..... 1968-72  
 Chris Denman..... 1994-95  
 Ryan Dennis..... 1993-94  
 Joe DeSalvo..... 1991-92  
 Kevin Dill..... 1993-94  
 Carmen DiMuzio..... 1947-48  
 Mychal Doblanski..... 2007-08  
 Robert Dougherty..... 1959-60  
 Bob Douglas..... 1958-62  
 Brad Downie..... 1979-81  
 Kevin Draughon..... 2007-08  
 William Dray..... 1939-40

Cecil Duffett..... 1948-52  
 Donald Duffy..... 1942-43  
 Roger Dyer..... 1965-68

**eeeeEeeee**

Damian Eargle..... 2010-13  
 Ronnie Easter..... 1994-96  
 William Eckert..... 1965-69  
 Louis Edwards..... 1929-30  
 Robert Edwards..... 1989-90  
 Lynn Elkins..... 1969-70  
 Ray Ellington..... 1991-92  
 Chris Ellis..... 1968-70  
 Steve Ellison..... 1987-88  
 Ed Enterline..... 1938-42  
 Joe Ethen..... 1995-97

**ffffFffff**

Anthony Farris..... 1974-75  
 Lawrence Faust..... 1931-32  
 Bob Fick..... 1990-92  
 Frank Fitz..... 1965-68  
 Don Fitzgerald..... 1986-87  
 Jerry Fitzpatrick..... 1957-60  
 Robert Fleming..... 1965-66  
 Stephen Flores..... 2000-02  
 Lou Fortuna..... 1956-57  
 A. Frank..... 1936-37  
 Sam Freeman..... 1959-60  
 James Fulcher..... 1983-86  
 Jim Fuqua..... 1960-61

**ggggGgggg**

Louis Gaffney..... 1984-86  
 Larry Galcik..... 1958-62  
 Louis Gambrel..... 1932-33  
 Phil Gaston..... 1971-75  
 Roy Gay..... 1965-66  
 John Georges..... 1956-58  
 Steve Gergely..... 1946-50  
 Tom Getch..... 1959-62  
 Bobby Gibson..... 1946-49  
 Percy Giles..... 1954-55  
 Bob Gill..... 1972-73  
 Jeff Gilliam..... 1980-84  
 Cortney Gilmore..... 1986-88  
 Jimmy Gilmore..... 1984-88  
 Joe Glover..... 1972-74  
 John Goodson..... 1980-83  
 Jim "Beanie" Gordon..... 1957-59  
 Don Graham..... 1967-70  
 John Gray..... 1989-92  
 Allister Green..... 1994-96  
 Henry Green..... 1934-35  
 Jack Green..... 1938-39  
 John Gregory..... 1959-60  
 Wayne Grinnen..... 1927-30  
 Andy Gromley..... 1966-67  
 Sal Guapone..... 1947-50  
 Frank Guarnati..... 1956-58  
 Ron Guerrieri..... 1958-59  
 Phil Guiliano..... 1956-57

**hhhhHhhhh**

Kevin Haddock..... 1988-89  
 Craig Haese..... 1997-2001  
**Bobby Hain..... 2012-13**  
 Elmo Hallerman..... 1927-29  
 Paul Halter..... 1940-42  
 Andrew Hannan..... 1997-2001  
 Steve Hanousek..... 1986-90  
 G. Harder..... 1927-28  
 R. Harder..... 1927-28  
 Derrick Harris..... 2002-06  
 Desmond Harrison..... 1997-2001  
 Jim Hartshorn..... 1961-65  
 Steve Hawthorne..... 1956-58

Jim Heber..... 1941-42  
 Kimmo Heinonen..... 1990-92  
 David Henderson..... 1994-97  
 Francis "Hank" Herman..... 1927-30  
 Tom Hernon..... 1947-53  
 Gregg Hey..... 1972-73  
 Jim Himmelwright..... 1960-64  
 Dennis Hines..... 1993-95  
 Bill Hodges..... 1972-73  
 Gerald Hoey..... 1978-79  
 Jeff Hoey..... 1980-81  
 Scott Hollywood..... 1987-88  
 Dwight Holmes..... 2004-08  
 Jerry Holmes..... 1938-39  
 Jim Hood..... 1972-73  
 Robert Hooper..... 1996-98  
 Mark Horner..... 1986-87  
 Quin Humphrey..... 2003-07  
 Anthony Hunt..... 1995-98  
 Brian Hunter..... 1975-77  
 John Hunter..... 1930-31  
 Robert Hunter..... 1961-63

**iiiiIiiii**

Larry Imburgia..... 1948-49

**jjjjJjjjj**

Kevin Jackson..... 1986-88  
 Tim Jackson..... 1987-91  
 Eric Jacobs..... 1985-88  
 Mike Jaffee..... 1934-36  
 Andy Jahnke..... 2002-04  
 Sam Jankovich..... 1948-52  
 Sam Jarvis..... 1949-50  
 Billy Johnson..... 1968-72  
 Damon Johnson..... 1993-94  
 Howard Johnson..... 1946-47  
 Mel Johnson..... 2007-08  
 Robert Johnson..... 1985-87  
 Shane Johnson..... 1988-89  
 "Stuffey" Johnson..... 1930-31  
 Anthony Jones..... 1985-86  
 Charles Jones..... 1961-64  
 Chris Jones..... 1982-83  
 Dan Jones..... 2004-05  
 Fred Jones..... 1960-64  
 Jeff Jones..... 1995-96  
 Jim Jones..... 1954-55  
 Lacy Jones..... 1990-92

**kkkkKkkkk**

John Karaffa..... 1947-48  
 Charles Kellum..... 1955-56  
 Alfonso Kelly..... 1965-66  
 Reggie Kemp..... 1988-92  
 John Keshock..... 1981-85  
 Leroy King..... 1994-96  
 Dave Klenovich..... 1981-85  
 Tony Knott..... 1952-56  
 Milt Kochert..... 1950-51  
 J. Kodis..... 1936-37  
 George Kolesar..... 1974-75  
 Bill Koleszar..... 1962-63  
 Ed Korbini..... 1958-62  
 Kovich..... 1949-50  
 Harry Krall..... 1949-51  
 Paul Kranich..... 1949-51  
 Tom Kreitzer..... 1964-65  
 Bob Krizancic..... 1971-75  
 Roy Kroll..... 1940-43  
 Bennett Kunicki..... 1932-34  
 Dave Kyle..... 1974-75

**llllLllll**

Bill Lackey..... 1933-37  
 Colin LaForme..... 2004-06  
 Herb Lake..... 1955-59





**ALL-TIME LETTERWINNERS**

Mel Lampkins..... 1957-58  
Todd Lark..... 1988-90  
**Fletcher Larson ..... 2011-13**  
Joe LaVolpa..... 1964-68  
John Lawhorn..... 1946-47  
Dale Lehman..... 1961-62  
Bill Leipold..... 1962-63  
William Lenzi..... 1961-65  
Jim Leonard..... 1965-67  
Bill Leskovac..... 1947-49  
Brian Levels..... 1993-95  
Bob Lewis..... 1933-35  
Bobby Lewis..... 1948-49  
DeVon Lewis..... 1995-99  
Jim Lewis..... 1955-56  
Randall Leshon..... 1932-34  
Jack Liles..... 2005-09  
William Litvin..... 1935-38  
Larry Lobaugh..... 1954-55  
Joe Lombardi..... 1977-81  
Jim Lott..... 1965-68  
Tony Lucas..... 1989-90  
Alfonzo Lurry..... 1989-91  
Vaughn Luton..... 1984-86  
**mmmmMmmmm**  
John MacDonald..... 1934-35  
Mike Magula..... 1949-52  
Bill Mallernee..... 2001-04  
John Mandish..... 1959-60  
Tony Marcovecchio..... 1950-51  
Matt Maresh..... 1972-74  
McCoy Mariner..... 1928-29  
James Marks..... 1930-33  
Vince Marrow..... 1988-89  
Sirlester Martin..... 2008-10  
Steve Martin..... 1980-84  
Richard Mayberry..... 1951-52  
Bob Mayberry..... 1952-57  
Greg Mayes..... 2006-07  
Devonte Maymon..... 2010-11  
DeAndre Mays..... 2008-10  
Brian McCall..... 1942-43  
Howard McBroy..... 1958-61  
Rickie McClanahan..... 1998-99  
Mike McClenahan..... 1982-84  
Art McCullough..... 1980-83  
Wayne McDevitt..... 1973-75  
Bill McDonald..... 1932-34  
John "Mickey" McDonald..... 1928-31  
John McBroy..... 1965-69  
Fred McFarland..... 1931-35  
Chris McGill..... 1997-98  
Jay McHugh..... 1982-83  
Jerry "Red" McKinney..... 1958-59  
Francis "Red" McLaughlin..... 1938-40  
Bill McMeans..... 1969-73  
Matt McMurray..... 1993-97  
Tim McNair..... 1987-88  
John R. McPhee..... 1930-31  
Khari McQueen..... 2000-01/02-05  
James McVay..... 1996-97  
Steve Melchoir..... 1974-75  
John Melfi..... 1955-59  
Ralph Melfi..... 1953-57  
Jon Mends..... 2002-05  
Jim Merchant..... 1954-55  
Gregg Merrill..... 1969-72  
Lou Meuhlbauser..... 1946-50  
Al Meyers..... 1938-39  
John Mihalenko..... 1959-61  
John Milliken..... 1959-60  
Dave Milliren..... 1996-98  
Harold Mintz..... 1942-43

Steve Miodrag..... 1976-80  
Aaron Mitchell..... 1973-74  
Tony Mitchell..... 1973-77  
Leo Mogus..... 1939-43  
Chuck Montgomery..... 1969-72  
Randy Montgomery..... 1973-75  
Montgomery..... 1927-28  
Charles Moore..... 1954-58  
Pat Moore..... 1954-55  
Pat "P.J." Moore..... 1978-79  
Terry Moore..... 1973-77  
Chris Morgan..... 2011-12  
Eric Morgan..... 1994-95  
Tony Morocco..... 1964-66  
Lamar Morton..... 1991-92  
John Moses..... 1928-30  
Alek Mrozik..... 2006-08  
Robert Mullin..... 1928-31  
Harry Myers..... 1949-52  
**nnnnNnnnn**  
Richard Nagy..... 1959-60  
Steve Nagy..... 1935-36  
Frank Namesnick..... 1958-60  
Bob Naples..... 1974-75  
Dan Napolitano..... 1980-81  
Jim Nard..... 1938-39  
Mark Nichols..... 1973-77  
Sam Nichols..... 1964-65  
Mikko Niemi..... 2005-09  
Joe Nigro..... 1964-68  
Richard Nuskiewicz..... 1954-55  
**ooooOoooo**  
John O'Connor..... 1933-34  
Matt Olsen..... 1996-97  
John Onderish..... 1965-66  
**ppppPpppp**  
Gerald Parks..... 1974-78  
Tom Parks..... 2008-10  
Baylor Patterson..... 1937-41  
Jack Patterson..... 1932-33  
Bob Patton..... 1967-71  
Ryan Patton..... 1998-2002  
John Pawlen..... 1941-42  
Tony Pero..... 1959-63  
**Kendrick Perry ..... 2010-13**  
Nate Perry..... 2010-12  
Marty Pesut..... 1959-60  
Harry Peterson..... 1931-34  
Al Petollini..... 1942-43  
Bill Phillips..... 1986-87  
Jerry Pierce..... 1956-57  
"Butch" Platt..... 1958-59  
**Mike Podolsky..... 2010-13**  
Ed Poplava..... 1951-55  
Mark Popoveck..... 1975-76  
Jamel Porter..... 2002-03  
Steve Postel..... 1974-75  
Angelo Prezioso..... 1937-38  
John Price..... 1946-47  
Chris Prichard..... 1989-90  
Pete Prokop..... 1946-47  
Jeff Puffer..... 1972-74  
Hugh "Red" Pugh..... 1935-38  
Fred Purucker..... 1932-33  
Charley Pusin..... 1956-57  
**rrrrRrrrr**  
Hank Raber, Jr..... 1993-97  
Brian Radakovich..... 2001-05  
Ricardo Ragland..... 1978-79  
Russ Ramage..... 1932-33  
Lindsay Randall..... 1968-71  
Clarence Ray..... 1987-89  
Zack Rebillot..... 2006-10

John Reed..... 1972-75  
**Danny Reese..... 2011-13**  
Francis Reinher..... 1938-39  
Wade Renner..... 1989-90  
James Rich..... 1932-34  
Henry Richetto..... 1941-43  
Garry Robbins..... 1983-86  
Keston Roberts..... 2005-07  
Bill Robinson..... 1935-36  
Greg Robinson..... 1997-98  
John Robinson..... 1984-88  
Ray Robinson..... 1981-85  
Robbie Robinson..... 1998-00  
Tom Robinson..... 1936-38  
Tyrone Robinson..... 1991-92  
Steve Rohan..... 1991-92  
Ron Romine..... 1970-73  
Charles Rowan..... 1964-68  
Richard Russell..... 1980-81  
Bob Rutkouski..... 1973-74  
**ssssSssss**  
Tom Sablack..... 1962-66  
Ronald Sabo..... 1963-64  
Robert Sahr..... 1988-90  
Steve Saldon..... 1961-65  
Alex Sanchez..... 2004-06  
Alfred Santangelo..... 1929-30  
Jim Santelli..... 1965-66  
Duane Schell..... 1951-52  
Tom Schneider..... 1980-81  
Bob Schultz..... 1932-35  
Joseph Seefried..... 1937-39  
Joe Sekora..... 1976-79  
Larry Seneta..... 1961-64  
Charles Serednesky..... 1965-66  
"Mutt" Shaeffer..... 1947-48  
Brad Shank..... 1985-86  
Joe Sharik..... 1947-48  
Ronald Shebeck..... 1953-54  
Wills Shively..... 1929-30  
Zach Silverman..... 2004-05  
Lou Simko..... 1935-36  
Derick Simmons..... 1993-95  
Jerome Sims..... 1991-92  
Jeff Skeeles..... 1969-72  
Andre Smith..... 1993-95  
Henry Smith..... 1954-55  
James Smith..... 1936-38  
Ronald Smith..... 1968-72  
Pete Solar..... 1931-32  
Michael Solmen..... 1984-88  
Mike Soroka..... 1947-48  
Willie Spellman..... 1996-98  
Kevin Spivey..... 1985-86  
Grant Spong..... 1933-34  
Jack Staff..... 1942-43  
Ray Stambaugh..... 1932-33  
Fred Stauch..... 1964-65  
Tom Steele..... 1956-57  
Rich Steffen..... 1969-70  
Dennis Steinbeck..... 1966-70  
Joe Stephenson..... 1947-48  
Bill Stoudt..... 1947-48  
Terrell Stuart..... 1990-91  
Mike Sullivan..... 1989-90  
Vyatas Sulskis..... 2007-11  
Charles Swalko..... 1965-67  
Bill Swift..... 1954-55  
Stanley Sylak..... 1935-38  
**ttttTtttt**  
Steve Taczak..... 1975-78  
Frank Tavalario..... 1954-55  
Roy Taylor..... 1956-60

Willie Teague..... 1966-70  
Brian Thaxton..... 1991-94  
Damon Thomas..... 1994-95  
Lee Thomas..... 1947-48  
Robert Thomas..... 1953-54  
Clifford Thompson..... 1954-55  
Don Thompson..... 1975-78  
Carl Tidmore..... 1987-88  
Demond Tidwell..... 1997-98  
Bruce Timko..... 1982-86  
Dick Timmerman..... 1952-53  
Jim Timmerman..... 1960-63  
George Trogotogott..... 1971-72  
Chris Tucker..... 1979-81  
Ricky Tunstall..... 1982-84  
Jack Tupper..... 1959-63  
Howard Turner..... 1947-49  
Bob Tyndall..... 1959-60  
**uuuuUuuuu**  
Doug Underwood..... 2001-04  
**vvvvVvvvv**  
Marc Vassar..... 1988-91  
Robin Vincer..... 1975-79  
Tony Vivo..... 1936-40  
Joe Votino..... 1976-80  
**wwwwWwwww**  
Dan Wallace..... 1968-69  
Ashen Ward..... 2008-12  
Edgar Ward..... 1990-92  
Ralph Weaver..... 1928-29  
**Ryan Weber ..... 2012-13**  
Billy Wells..... 1970-74  
Ronald Wetzell..... 1965-66  
Don Weyer..... 1952-54  
Walter Whelen..... 1929-30  
Louis Whiting..... 1977-78  
Brian Williams..... 2005-06  
Dick Williams..... 1950-52  
Evan Williams..... 1934-35  
J. C. Williams..... 1970-71  
Richard Williams..... 1946-47  
Troy Williams..... 1981-85  
Marlon Williamson..... 1999-2003  
James Willson..... 1985-87  
Roy Winston..... 1966-67  
Louis Winters..... 1930-31  
Ray Wise..... 1946-50  
Chris Wisneski..... 1977-78  
William Wolf..... 1959-63  
Andy Woodall..... 1955-56  
Mike Woodard..... 2003-04  
Antoine Woods..... 1993-94  
**yyyyYyyyy**  
Kenny Young..... 1975-76  
Mickey Yugovich..... 1956-60  
Bob Yuhas..... 1951-54  
**zzzzZzzzz**  
John Zban..... 1955-56  
Dave Zeigler..... 1978-80  
Joe Zemba..... 1946-48  
Bob Ziak..... 1971-72  
Joe Ziak..... 1968-71  
Bill Zimmer..... 1947-48  
Ken Zinz..... 1965-66  
Cale Zuiker..... 2011-12





**ALL-TIME SERIES RECORDS**

Team	Record	First Meeting	Recent Meeting	First Team	Recent Record	Meeting	Meeting	First Team	Recent Record	Meeting	Meeting
Adrian	1-3	1932-33	1955-56	High Point	2-0	2008-09	2009-10	Purdue	0-1	1983-84	1983-84
Air Force	1-1	1991-92	1992-93	Hillsdale	15-3	1960-61	1975-76	Quincy (Ill.)	2-2	1957-58	1964-65
Akron	31-56	1937-38	2011-12	Hiram	27-5	1928-29	2012-13	Radford	2-1	1987-88	1991-92
Alabama	0-1	1984-85	1984-85	Hofstra	0-2	1998-99	1998-99	Randolph-Macon	1-1	1965-66	1976-77
Alabama State	2-0	1984-85	1990-91	Houston Baptist	1-0	1988-89	1988-89	Rider	0-2	1935-36	1936-37
Alderson-Broaddus	8-0	1960-61	1967-68	Idaho	0-1	1998-99	1998-99	Rio Grande	1-0	1947-48	1947-48
Allegheny	3-3	1930-31	1935-36	<b>UIC</b>	<b>7-24</b>	<b>1992-93</b>	<b>2012-13</b>	<b>Robert Morris</b>	<b>4-9</b>	<b>1989-90</b>	<b>2011-12</b>
Alliance	48-7	1938-38	1976-77	Illinois Wesleyan	8-0	1963-64	1971-72	Rockhurst	1-0	1958-59	1958-59
Alma	3-0	1959-60	1961-62	Indiana (Pa.)	5-9	1928-29	1933-34	Saint Francis (Pa.)	17-22	1931-32	2012-13
Alumni	4-0	1932-33	1937-38	Indiana State	0-1	2002-03	2002-03	Saint Joseph's (Ind.)	1-1	1974-75	1976-77
Anderson	1-1	1957-58	1958-59	IPFW	2-2	2001-02	2004-05	Saint Louis	0-5	1985-86	1988-89
Ashland	15-10	1939-40	1986-87	IUPUI	8-1	1975-76	2000-01	St. Bonaventure	1-6	1939-40	2005-06
Auburn	0-1	1983-84	1983-84	Ithaca	2-1	1939-40	1963-64	St. John's (N.Y.)	0-1	1986-87	1986-87
<b>Austin Peay</b>	<b>8-7</b>	<b>1981-82</b>	<b>2011-12</b>	James Madison	2-1	2005-06	2012-13	St. Joseph's (Pa.)	1-0	1941-42	1941-42
Baldwin-Wallace	22-22	1946-47	1972-73	John Carroll	11-9	1935-36	1957-58	St. Lawrence	0-2	1938-39	1939-40
Ball State	1-0	1983-84	1983-84	Juniate	1-0	1942-43	1942-43	St. Mary's (Calif.)	0-2	1973-74	1998-99
Baltimore	1-0	1977-78	1977-78	Kean (Newark State)	1-0	1936-37	1936-37	St. Mary's (Mich.)	1-0	1985-86	1985-86
Bellarmino	5-4	1976-77	1984-85	Kennedy James	0-1	1929-30	1929-30	St. Norbert	1-0	1968-69	1968-69
Belmont Abbey	1-0	1967-68	1967-68	<b>Kent State</b>	<b>17-28</b>	<b>1928-29</b>	<b>2012-13</b>	St. Peters (N.J.)	2-2	1992-93	2009-10
Bluffton	1-0	1990-91	1990-91	Kentucky Wesleyan	0-2	1959-60	1961-62	St. Thomas Aquinas (N.Y.)	0-1	1935-36	1935-36
Boston College	0-1	2000-01	2000-01	Kenyon	10-1	1968-69	1995-96	St. Vincent	36-21	1929-30	1990-91
Boston	0-2	2003-04	2004-05	Lakeland	2-0	1962-63	1963-64	Saginaw Valley	1-0	1977-78	1977-78
Bowling Green	4-9	1938-39	2012-13	LaRoche	1-0	1996-97	1996-97	Samford	3-0	1974-75	2011-12
Brooklyn	3-0	1984-85	1988-89	LaSalle	2-1	1951-52	1983-84	San Diego	1-0	1970-71	1970-71
Bucknell	1-0	1986-87	1986-87	Lawrence Tech	4-0	1955-56	1964-65	San Francisco State	3-2	1966-67	1973-74
Buffalo	14-13	1962-63	2011-12	Le Moyne	0-1	1963-64	1963-64	Siena	1-2	1996-97	2005-06
Buffalo State	5-3	1965-66	1977-78	Liberty	1-2	1988-89	1990-91	Shawnee State	1-0	2002-03	2002-03
Butler	3-21	1982-83	2011-12	Lincoln	1-0	1960-61	1960-61	Slippery Rock	18-8	1931-32	2007-08
Butler Paulists	0-1	1930-31	1930-31	Lock Haven	4-0	2004-05	2008-09	South Alabama	1-2	1984-85	1986-87
California (Pa.)	1-0	1928-29	1928-29	Long Island	0-1	1936-37	1936-37	South Carolina	0-1	1988-89	1988-89
California-Haywood	1-0	1974-75	1974-75	Loyola (Chicago)	16-13	1955-56	2012-13	South Carolina State	2-0	1960-61	1986-87
UCLA	0-1	2007-08	2007-08	Maine	2-3	1964-65	1996-97	South Florida	0-2	1984-85	2012-13
California-Riverside	1-1	2009-10	2011-12	Malone	4-0	1962-63	2010-11	Southeastern Louisiana	1-2	1987-88	2004-05
Canisius	0-4	1940-41	2012-13	Mankato State	1-0	1977-78	1977-78	Southeast Oklahoma	0-1	1956-57	1956-57
Capital	1-0	1935-36	1935-36	Marietta	10-8	1948-49	1963-64	Southern (Calif.) College	1-0	1974-75	1974-75
Carnegie Tech	3-4	1929-30	1955-56	Marist	1-0	1986-87	1986-87	Southern Illinois	0-1	1959-60	1959-60
Case Western Reserve	5-2	1946-47	1955-56	Marshall	1-6	1947-48	2005-06	SIU-Edwardsville	1-0	1975-76	1975-76
CCNY	1-0	1976-77	1976-77	UM-Baltimore County	2-0	1989-90	1989-90	Southern Utah	5-4	1997-98	2000-01
Central Connecticut State	3-4	1993-94	1996-97	UM-Eastern Shore	3-1	1978-79	1982-83	Stetson	1-0	1996-97	1996-97
Central Florida	1-0	1996-97	1996-97	Messiah	1-0	1991-92	1991-92	Steubenville	28-17	1950-51	1979-80
Central Michigan	2-4	1985-86	2012-13	Mexico City YMCA	1-0	1941-42	1941-42	Susquehanna	2-0	1964-65	1965-66
Central State	7-7	1956-57	1998-99	Michigan	0-4	1984-85	2006-07	Tennessee (A&I) State	3-8	1958-59	1999-00
Charlotte	0-1	2008-09	2008-09	Michigan Lutheran	6-2	1964-65	1968-69	UT-Chattanooga	1-0	1999-00	1999-00
Cheyne	2-2	1969-70	1980-81	Michigan State	0-1	2006-07	2006-07	Tennessee Tech	8-10	1980-81	1987-88
Chicago State	13-8	1988-89	2001-02	Midle Tennessee State	7-9	1981-82	1987-88	Texas Southern	1-0	1966-67	1966-67
Christian Brothers	0-1	1959-60	1959-60	<b>Milwaukee</b>	<b>9-24</b>	<b>1973-74</b>	<b>2012-13</b>	<b>Thiel</b>	<b>10-4</b>	<b>1927-28</b>	<b>1989-90</b>
Cincinnati	0-3	1993-94	2000-01	Minnesota	0-4	1988-89	1991-92	Thomas More	2-0	1969-70	1994-95
Citadel	0-1	1990-91	1990-91	Missouri	0-1	1981-82	1981-82	Toledo	2-9	1941-42	2011-12
Clarion	6-4	1927-28	2000-01	Missouri State (SMS)	1-1	1965-66	2004-05	Toledo DeSales	2-0	1939-40	1940-41
Clemson	0-1	1988-89	1988-89	<b>UMKC</b>	<b>13-7</b>	<b>1988-89</b>	<b>2002-03</b>	Toronto	1-0	1968-69	1968-69
<b>Cleveland State/Fenn</b>	<b>38-41</b>	<b>1930-31</b>	<b>2012-13</b>	Missouri-Rolla	1-0	1974-75	1974-75	Towson	0-2	1990-91	1991-92
Coastal Carolina	0-1	1990-91	1990-91	Montana	0-2	1998-99	1999-00	Troy State	5-3	1994-95	1997-98
Colby	0-1	1952-53	1952-53	Morehead State	6-12	1981-82	1990-91	Tulsa	0-1	1984-85	1984-85
Columbia	1-0	1982-83	1982-83	Morgan State	1-0	1985-86	1985-86	Upsala	2-0	1934-35	1935-36
Coppin State	0-2	1991-92	1991-92	Morris Harvey	2-0	1960-61	1960-61	Utica	0-1	1983-84	1983-84
Cortland Teachers	1-0	1939-40	1939-40	Mount Union	11-12	1928-29	1978-79	<b>Valparaiso</b>	<b>9-27</b>	<b>1989-90</b>	<b>2012-13</b>
Culver Stockton	1-0	1958-59	1958-59	Murray State	4-11	1981-82	1994-95	Villa Madonna	4-1	1960-61	1967-68
Davis & Elkins	0-2	1938-39	1938-39	Muskingum	15-8	1941-42	1967-68	Walsh	11-1	1964-65	1976-77
Dayton	4-5	1940-41	1983-84	Nebraska-Omaha	0-4	1974-75	1975-76	Warren	1-1	1932-33	1932-33
Defiance	3-1	1939-40	1971-72	New Hampshire	3-0	1960-61	1974-75	Washington & Jefferson	3-8	1934-35	1995-96
Delaware State	4-2	1978-79	1990-91	Niagara	5-7	1957-58	2003-04	Wayne State	3-1	1953-54	1968-69
DePaul	0-2	1960-61	2001-02	Nicholls State	1-0	1989-90	1989-90	Waynesburg	5-4	1934-35	1948-49
<b>Detroit</b>	<b>8-26</b>	<b>1953-54</b>	<b>2012-13</b>	North Dakota State	0-1	2012-13	2012-13	Weber State	1-0	2007-08	2007-08
Detroit Tech	2-0	1956-57	1957-58	Northeastern Illinois	6-7	1989-90	1997-98	West Liberty State	6-6	1932-33	1939-40
Drexel	0-2	1991-92	1992-93	Northern Arizona	0-1	1946-47	1946-47	West Virginia	0-4	1941-42	1982-83
Duquesne	2-10	1941-42	2012-13	Northern Illinois	1-3	1992-93	1993-94	West Virginia Tech	1-1	1957-58	1958-59
Dyke	1-0	1991-92	1991-92	Northern Iowa	7-4	1976-77	2000-01	West Virginia Wesleyan	1-0	1977-78	1977-78
Eastern Illinois	5-10	1974-75	1995-96	Northern Kentucky	6-2	1975-76	1980-81	Western Illinois	11-21	1957-58	2001-02
<b>Eastern Kentucky</b>	<b>8-6</b>	<b>1981-82</b>	<b>2007-08</b>	Northern Michigan	2-4	1978-79	1980-81	Western Kentucky	0-2	1981-82	1981-82
Eastern Michigan	3-7	1957-58	2005-06	Northern (S.D.) State	1-0	1958-59	1958-59	Western Michigan	1-3	1988-89	1999-00
Eastern Montana	1-1	1969-70	1972-73	North Carolina State	0-1	2010-11	2010-11	Western New England	1-0	1970-71	1970-71
Eastern Washington	1-0	1987-88	1987-88	UNC-Wilmington	2-1	1982-83	1983-84	Westinghouse	1-0	1927-28	1927-28
Emporia State	1-0	1956-57	1956-57	North Texas State	0-1	1985-86	1985-86	<b>Westminster</b>	<b>17-29</b>	<b>1928-29</b>	<b>1981-82</b>
Evansville	0-1	2001-02	2001-02	Northwestern	0-4	1992-93	1995-96	Westmont (Calif.)	1-0	1956-57	1956-57
Farleigh Dickinson	1-1	1997-98	1998-99	Notre Dame	0-2	1996-97	2007-08	Wilberforce	3-0	1955-56	2010-11
Ferris State	1-0	1983-84	1983-84	Notre Dame College	1-0	2011-12	2011-12	Williamsport	1-0	1934-35	1934-35
Findlay	2-1	1951-52	1958-59	<b>Oakland</b>	<b>4-5</b>	<b>1998-99</b>	<b>2012-13</b>	Wilmington (Ohio)	2-0	1957-58	1994-95
Florida A&M	2-1	1961-62	1986-87	Oberlin	3-2	1927-28	1935-36	Wilmerding YMCA	0-2	1936-37	1936-37
Florida Atlantic	1-0	2000-01	2000-01	Ohio	4-14	1940-41	1993-94	UW-Oshkosh	3-0	1967-68	1970-71
Fredonia State	1-0	2011-12	2011-12	Ohio Chiropody	3-5	1928-29	1938-39	UW-Platteville	1-0	1957-58	1957-58
Gannon	39-25	1946-47	1982-83	Ohio Dominican	4-0	1971-72	1983-84	Windsor	3-1	1964-65	1965-66
Geneva	32-20	1931-32	2012-13	Ohio State	0-3	1982-83	2006-07	Wittenberg	0-2	1960-61	1962-63
Georgetown	1-0	1953-54	1953-54	Ohio Wesleyan	1-0	1971-72	1983-84	Wooster	3-0	1964-65	1987-88
George Washington	1-0	2012-13	2012-13	Oral Roberts	5-7	1997-98	2000-01	<b>Wright State</b>	<b>9-38</b>	<b>1976-77</b>	<b>2012-13</b>
Georgia	1-0	2012-13	2012-13	Parsons	1-0	1964-65	1964-65	Xavier	0-4	1940-41	2009-10
Georgia Southern	0-1	1985-86	1985-86	Penn State	0-1	2011-12	2011-12				
Georgia State	2-0	1973-74	1974-75	Philadelphia Textile	9-7	1962-63	1980-81				
Georgia Tech	0-1	1992-93	1992-93	<b>Pittsburgh</b>	<b>1-6</b>	<b>1971-72</b>	<b>2009-10</b>				
Glenville State	1-0	1942-42	1941-42	Pittsburgh-Bradford	1-0	1991-92	1991-92				
<b>Green Bay</b>	<b>8-26</b>	<b>1992-93</b>	<b>2012-13</b>	Pittsburgh-Johnstown	0-1	1991-92	1991-92				
Grove City	6-1	1933-34	1942-43	Point Park	1-0	1990-91	1990-91				
Gustavus Adolphus	1-0	1949-50	1949-50	Prairie View A&M	0-1	1988-89	1988-89				

2013-14 Opponents in Bold





ALL-TIME SCORES

1927-28  
2-2

Dec. 14 Thiel.....L, 24-53  
Jan. 2 Oberlin.....L, 19-20  
Jan. 14 at Clarion.....W, 36-16  
Jan. 21 Westinghouse.....W, 38-32

1928-29  
8-2

Dec. 14 Hiram.....L, 41-43  
Dec. 21 Oberlin.....W, 12-8  
Dec. 28 Westminster.....L, 19-32  
Jan. 4 California (Pa.).....W, 56-32  
Jan. 5 at Indiana (Pa.).....W, 27-18  
Jan. 11 Clarion.....W, 64-29  
Jan. 12 at Hiram.....W, 30-24  
Jan. 26 at Ohio Chiropody.....W, 42-16  
Jan. 31 at Kent State.....W, 22-19  
Feb. 1 Indiana (Pa.).....W, 42-21

1929-30  
6-6

Dec. 20 Westminster.....L, 16-36  
Dec. 27 Carnegie Tech.....L, 30-33  
Jan. 3 Mount Union.....L, 22-31  
Jan. 10 Kent State.....W, 29-26  
Jan. 15 Clarion.....W, 41-22  
Jan. 24 St. Vincent.....W, 22-21  
Jan. 31 at Indiana (Pa.).....W, 26-20  
Feb. 1 at Clarion.....L, 20-25  
Feb. 15 at Kent State.....W, 32-30  
Feb. 21 at Indiana (Pa.).....L, 21-22  
Feb. 22 at St. Vincent.....W, 21-19  
March 5 Kennedy James.....L, 24-35

1930-31  
1-13

Dec. 19 at Fenn.....L, 18-35  
Dec. 26 Carnegie Tech.....L, 15-45  
Jan. 2 at Allegheny.....L, 17-39  
Jan. 3 Kent State.....L, 26-32  
Jan. 8 at Butler Paulists.....L, 17-19  
Jan. 10 at Indiana (Pa.).....L, 13-14  
Jan. 17 Hiram.....L, 19-34  
Jan. 23 Indiana (Pa.).....L, 27-37  
Jan. 31 at Kent State.....L, 20-43  
Feb. 6 St. Vincent.....L, 29-47  
Feb. 13 at Indiana (Pa.).....L, 25-45  
Feb. 14 at St. Vincent.....L, 30-41  
Feb. 21 Fenn.....W, 34-32  
Feb. 27 Indiana (Pa.).....L, 25-33

1931-32  
3-10

Dec. 8 Ohio Chiropody.....L, 23-36  
Dec. 12 at Fenn.....L, 20-21  
Dec. 19 Oberlin.....L, 9-30  
Dec. 28 Geneva.....L, 15-54  
Jan. 5 Allegheny.....L, 21-44  
Jan. 11 at St. Vincent.....L, 15-29  
Jan. 15 at Indiana (Pa.).....L, 12-23  
Jan. 21 at Saint Francis (Pa.).....W, 19-15  
Jan. 27 Slippery Rock.....L, 19-33  
Feb. 2 Indiana (Pa.).....W, 35-29  
Feb. 7 Fenn.....W, 20-16  
Feb. 16 at Slippery Rock.....L, 16-26  
Feb. 21 St. Vincent.....L, 15-28

1932-33  
3-11

Dec. 9 Hiram.....W, 34-25  
Dec. 16 at Allegheny.....L, 24-34  
Dec. 22 at Ohio Chiropody.....L, 34-36  
Dec. 29 at Westminster.....L, 15-47  
Dec. 30 Alumni.....W, 42-33  
Jan. 3 Adrian.....L, 27-36  
Jan. 7 at Indiana (Pa.).....L, 23-25

Jan. 13 Warren.....W, 46-34  
Jan. 23 at Warren.....L, 24-38  
Jan. 27 Slippery Rock.....L, 24-38  
Feb. 9 at West Liberty State.....L, 28-33  
Feb. 15 at Slippery Rock.....L, 27-45  
Feb. 18 Ohio Chiropody.....L, 32-51  
Feb. 24 Indiana (Pa.).....L, 32-34

1933-34  
6-8

Dec. 13 Slippery Rock.....L, 29-30  
Dec. 15 at Indiana (Pa.).....L, 28-33  
Dec. 16 Allegheny.....W, 27-26  
Dec. 19 Grove City.....L, 29-30  
Dec. 20 at Oberlin.....W, 44-27  
Dec. 29 Alumni.....W, 27-19  
Jan. 6 at Indiana (Pa.).....W, 29-26  
Jan. 12 West Liberty State.....W, 28-12  
Jan. 13 at St. Vincent.....L, 15-21  
Jan. 23 Slippery Rock.....L, 28-34  
Jan. 28 at West Liberty State.....W, 39-28  
Feb. 2 at Geneva.....L, 26-40  
Feb. 10 at Hiram.....L, 30-33  
Feb. 13 St. Vincent.....L, 29-37

1934-35  
11-9

Dec. 1 Ohio Chiropody.....L, 31-33  
Dec. 8 Washington & Jefferson.....W, 32-23  
Dec. 11 at Thiel.....L, 28-30  
Dec. 13 at Geneva.....L, 33-45  
Dec. 17 at Waynesburg.....L, 16-23  
Dec. 19 at Allegheny.....W, 33-29  
Dec. 29 at Fenn.....W, 37-23  
Jan. 4 at Grove City.....W, 18-16  
Jan. 11 at West Liberty State.....L, 35-36  
Jan. 12 at St. Vincent.....L, 18-33  
Jan. 16 Thiel.....W, 41-40  
Jan. 19 West Liberty State.....L, 31-34  
Jan. 25 Geneva.....L, 24-32  
Feb. 2 at Ohio Chiropody.....W, 29-27  
Feb. 8 St. Vincent.....W, 40-34  
Feb. 16 Fenn.....L, 32-42  
Feb. 19 Hiram.....W, 35-19  
Feb. 27 Waynesburg.....W, 35-34  
March 1 Williamsport.....W, 24-20  
March 2 at Upsala.....W, 27-26

1935-36  
8-11

Dec. 12 at Mount Union.....L, 24-30  
Dec. 18 at Allegheny.....W, 24-14  
Dec. 21 Oberlin.....W, 36-31  
Dec. 28 Alumni.....W, 41-17  
Jan. 4 at Westminster.....L, 17-42  
Jan. 9 West Liberty State.....L, 46-48  
Jan. 10 at Grove City.....W, 37-35  
Jan. 14 Thiel.....L, 29-34  
Jan. 25 St. Vincent.....L, 36-49  
Jan. 31 Westminster.....L, 19-45  
Feb. 7 John Carroll.....W, 70-27  
Feb. 8 at Fenn.....L, 23-28  
Feb. 10 at Hiram.....W, 35-26  
Feb. 12 Upsala.....W, 51-20  
Feb. 14 at Thiel.....L, 32-34  
Feb. 22 Capital.....W, 29-25  
Feb. 27 at St. Vincent.....L, 35-48  
Feb. 28 at St. Thomas Aquinas.....L, 31-41  
Feb. 29 at Rider.....L, 29-36

1936-37  
8-10

Dec. 10 Mount Union.....L, 22-23  
Dec. 16 at Westminster.....L, 16-38  
Dec. 18 Geneva.....W, 28-24  
Jan. 8 at West Liberty State.....W, 40-34  
Jan. 9 at St. Vincent.....L, 19-37

Jan. 12 Hiram.....W, 40-24  
Jan. 16 Fenn.....W, 34-27  
Jan. 22 Thiel.....W, 35-25  
Jan. 30 Westminster.....L, 23-45  
Feb. 6 Wilmerding YMCA.....L, 31-35  
Feb. 9 at Long Island.....L, 24-61  
Feb. 10 at Newark.....W, 41-32  
Feb. 12 at Rider.....L, 27-36  
Feb. 13 at Wilmerding YMCA.....L, 27-54  
Feb. 16 at Thiel.....W, 44-41  
Feb. 19 St. Vincent.....L, 35-41  
Feb. 26 at Grove City.....W, 39-30  
March 6 Washington & Jefferson.....L, 27-37

1937-38  
11-9

Dec. 7 at Wash. & Jefferson.....L, 11-61  
Dec. 9 at Kent.....L, 27-41  
Dec. 11 at Akron.....L, 16-23  
Dec. 16 Geneva.....W, 38-32  
Jan. 5 Alumni.....W, 47-25  
Jan. 7 at West Liberty State.....L, 29-30  
Jan. 9 at St. Vincent.....L, 25-37  
Jan. 11 at Grove City.....W, 40-37  
Jan. 13 Ohio Chiropody.....W, 47-28  
Jan. 19 Hiram.....W, 33-27  
Jan. 21 Thiel.....W, 36-26  
Feb. 4 Alliance.....W, 50-31  
Feb. 9 Akron.....W, 32-31  
Feb. 11 St. Vincent.....L, 32-46  
Feb. 12 at Hiram.....W, 44-27  
Feb. 15 at Thiel.....W, 44-27  
Feb. 17 at Westminster.....L, 27-55  
Feb. 22 Alliance.....W, 38-36  
Feb. 23 West Liberty State.....L, 35-36  
Feb. 25 Westminster.....L, 32-45

1938-39  
6-12

Dec. 14 at Mount Union.....L, 19-27  
Dec. 18 Davis & Elkins.....L, 18-47  
Dec. 20 at Geneva.....L, 30-45  
Jan. 8 Washington & Jefferson.....L, 28-41  
Jan. 9 at Hiram.....L, 32-34  
Jan. 17 at West Liberty State.....W, 36-34  
Jan. 18 at Davis & Elkins.....L, 36-51  
Jan. 28 West Liberty State.....W, 34-16  
Feb. 1 Westminster.....L, 38-41  
Feb. 3 at Ohio Chiropody.....L, 23-25  
Feb. 7 at Thiel.....W, 39-35  
Feb. 8 St. Lawrence.....L, 37-45  
Feb. 11 at St. Vincent.....L, 27-42  
Feb. 14 Thiel.....W, 39-25  
Feb. 16 Bowling Green.....L, 27-33  
Feb. 23 Hiram.....W, 45-22  
Feb. 24 at Westminster.....L, 41-56  
March 4 St. Vincent.....W, 47-37

1939-40  
9-9

Dec. 7 at Ashland.....L, 30-39  
Dec. 8 at Toledo DeSales.....W, 42-40  
Dec. 9 at Bowling Green.....W, 37-31  
Dec. 16 Hiram.....W, 38-37  
Dec. 20 Defiance.....W, 51-46  
Jan. 6 at Cortland Teachers.....W, 28-26  
Jan. 8 at St. Lawrence.....L, 39-47  
Jan. 9 at Ithaca.....L, 38-47  
Jan. 10 at St. Bonaventure.....L, 35-40  
Jan. 13 Ashland.....L, 28-37  
Jan. 18 West Liberty State.....W, 63-51  
Jan. 20 at Westminster.....L, 53-55  
Feb. 3 at Waynesburg.....L, 38-54  
Feb. 8 Westminster.....L, 37-44  
Feb. 17 at Hiram.....W, 48-40  
Feb. 20 Saint Francis (Pa.).....W, 46-28  
Feb. 24 St. Vincent.....L, 38-39


Feb. 28 at Geneva.....W, 48-45

1940-41  
14-8

Dec. 4 at Wash. & Jefferson.....L, 43-55  
Dec. 6 at Ohio.....L, 25-41  
Dec. 7 at Xavier.....L, 44-58  
Dec. 11 Hiram.....W, 59-48  
Dec. 13 Carnegie Tech.....W, 47-41  
Dec. 21 Dayton.....W, 53-40  
Jan. 4 at Westminster.....L, 29-42  
Jan. 9 Toledo DeSales.....W, 62-50  
Jan. 17 at St. Bonaventure.....L, 33-53  
Jan. 18 at Canisius.....L, 47-51  
Jan. 25 Ithaca.....W, 32-30  
Jan. 30 Kent State.....W, 46-33  
Feb. 1 at Akron.....L, 28-62  
Feb. 3 Geneva.....W, 44-43  
Feb. 5 Thiel.....W, 52-35  
Feb. 7 at Saint Francis (Pa.).....W, 62-58  
Feb. 11 Waynesburg.....W, 53-47  
Feb. 15 Akron.....W, 43-39  
Feb. 19 Westminster.....L, 48-49  
Feb. 21 at Kent State.....W, 56-49  
Feb. 25 at Thiel.....W, 74-58  
Feb. 26 at Hiram.....W, 64-40

1941-42  
9-12

Dec. 5 Glenville State.....W, 43-30  
Dec. 10 Hiram.....W, 69-27  
Dec. 12 at Duquesne.....L, 22-43  
Dec. 18 Washington & Jefferson.....L, 32-44  
Dec. 20 Ohio.....W, 57-46  
Jan. 5 Akron.....W, 49-42  
Jan. 10 at West Virginia.....L, 40-50  
Jan. 12 Westminster.....L, 55-61  
Jan. 17 at Westminster.....L, 41-54  
Jan. 24 Muskingum.....W, 57-51  
Jan. 27 at Akron.....L, 39-57  
Jan. 31 at Dayton.....W, 44-35  
Feb. 2 Mexico City YMCA.....W, 74-43  
Feb. 4 Kent State.....L, 57-61  
Feb. 6 at Toledo.....L, 32-88  
Feb. 10 at Ohio.....L, 40-42  
Feb. 18 Toledo.....L, 43-80  
Feb. 23 Geneva.....L, 52-55  
Feb. 26 at Kent.....W, 52-39  
Feb. 28 at Geneva.....L, 47-58



John Aiken lettered three years at YSU from 1938-41.







**ALL-TIME SCORES**

March 4 St. Joseph's (Pa.).....W, 52-51

**1942-43  
11-5**

Dec. 9 at Kent.....W, 56-45  
Dec. 12 at Hiram.....W, 63-37  
Dec. 14 at Geneva.....W, 46-45  
Dec. 16 Grove City.....W, 81-44  
Dec. 19 at Toledo.....L, 51-76  
Dec. 21 Muskingum.....L, 38-43  
Jan. 7 at Mount Union.....L, 57-70  
Jan. 14 Geneva.....W, 61-53  
Jan. 21 Bowling Green.....W, 56-53  
Jan. 23 at St. Vincent.....W, 63-36  
Jan. 27 Kent.....W, 59-57  
Feb. 3 St. Vincent.....W, 61-46  
Feb. 6 at Grove City.....W, 56-43  
Feb. 11 Juniata.....W, 55-50  
Feb. 13 at Wash. & Jefferson.....L, 29-61  
Feb. 17 Toledo.....L, 39-62


**1946-47  
13-10 • NAIA**

Dec. 7 at Geneva.....L, 52-54  
Dec. 11 Dayton.....W, 53-36  
Dec. 14 at Gannon.....W, 59-49  
Dec. 18 John Carroll.....W, 57-53  
Dec. 28 Duquesne.....L, 47-53  
Dec. 30 at Dayton.....L, 54-55  
Jan. 1 Kent.....W, 66-57  
Jan. 6 Muskingum.....W, 50-48  
Jan. 8 Case Western.....L, 41-51  
Jan. 11 at Kent.....W, 66-57  
Jan. 18 at St. Bonaventure.....W, 58-50  
Jan. 22 Akron.....L, 41-71  
Jan. 25 at Saint Francis (Pa.).....W, 52-48  
Jan. 29 Baldwin-Wallace.....W, 59-55  
Feb. 5 at John Carroll.....W, 60-52  
Feb. 7 at Bowling Green.....L, 52-60  
Feb. 11 Geneva.....W, 63-52  
Feb. 12 St. Vincent.....W, 59-49  
Feb. 19 Saint Francis (Pa.).....L, 49-56  
Feb. 22 Waynesburg.....L, 51-61  
Feb. 25 St. Vincent.....W, 71-46  
March 1 Washington & Jefferson.....L, 61-64  
March 4 Northern Arizona.....L, 45-49

^NAIA National Tournament  
(Kansas City, Mo.)

**1947-48  
10-14 • NAIA**

Dec. 13 at Dayton.....L, 43-50  
Dec. 15 Gannon.....W, 62-45  
Dec. 17 Kent State.....L, 53-58  
Dec. 19 at John Carroll.....W, 61-55  
Dec. 31 Muskingum.....L, 49-76  
Jan. 1 Kent.....L, 68-70  
Jan. 5 Waynesburg.....W, 67-54  
Jan. 7 Akron.....L, 55-66  
Jan. 10 Duquesne.....L, 45-53  
Jan. 17 at Fenn.....W, 54-43  
Jan. 20 at Kent.....L, 53-87  
Jan. 21 John Carroll.....W, 81-54  
Jan. 24 at Baldwin-Wallace.....L, 53-58  
Jan. 28 at Marshall.....L, 77-78  
Jan. 29 at Rio Grande.....W, 78-63  
Jan. 31 Bowling Green.....L, 26-75  
Feb. 6 at Alliance.....W, 58-50  
Feb. 11 Washington & Jefferson.....W, 59-57  
Feb. 13 at Mount Union.....L, 37-45  
Feb. 18 Baldwin-Wallace.....L, 59-68  
Feb. 21 at Gannon.....L, 57-58  
Feb. 25 at Waynesburg.....W, 57-56  
March 3 at Saint Francis (Pa.).....L, 45-53  
March 5 at Case Western.....W, 68-51  
^Youngstown Tournament



Ronald Allen (1961-64) played Major League Baseball for the St. Louis Cardinals.

**1948-49  
9-14 • NAIA**

Dec. 6 Saint Francis (Pa.).....W, 58-43  
Dec. 12 at Baldwin-Wallace.....L, 49-64  
Dec. 15 Hiram.....W, 52-40  
Dec. 18 Marietta.....L, 56-63  
Dec. 22 Fenn.....W, 51-44  
Dec. 23 Mount Union.....W, 57-50  
Dec. 28 Kent.....L, 59-67  
Jan. 5 at Akron.....L, 57-78  
Jan. 8 at Gannon.....W, 60-50  
Jan. 10 St. Bonaventure.....L, 38-56  
Jan. 12 Waynesburg.....W, 61-43  
Jan. 14 at Marshall.....L, 55-62  
Jan. 19 John Carroll.....W, 64-59  
Jan. 24 Kent.....L, 52-63  
Feb. 2 Marshall.....L, 60-83  
Feb. 5 Duquesne.....L, 41-55  
Feb. 7 at Waynesburg.....L, 51-64  
Feb. 12 at Mount Union.....L, 28-33  
Feb. 14 Gannon.....W, 72-60  
Feb. 16 Baldwin-Wallace.....L, 61-74  
Feb. 19 at Alliance.....W, 69-36  
Feb. 22 at John Carroll.....L, 53-65  
Feb. 25 at Hiram.....L, 64-70

**1949-50  
3-20 • NAIA**

Dec. 3 at Baldwin-Wallace.....L, 46-66  
Dec. 5 at Geneva.....L, 47-62  
Dec. 6 Gustavus Adolphus.....W, 59-46  
Dec. 10 at Wash. & Jefferson.....L, 42-60  
Dec. 14 at Xavier.....L, 46-68  
Dec. 17 vs. Marietta.....L, 61-72  
Dec. 19 Marshall.....L, 64-71  
Dec. 28 Kent.....W, 75-74  
Dec. 29 Mount Union.....L, 47-49  
Jan. 4 Xavier.....L, 59-70  
Jan. 6 at Marshall.....W, 81-76  
Jan. 9 John Carroll.....L, 61-62  
Jan. 11 at Kent.....L, 43-55  
Jan. 13 at Marietta.....L, 82-83  
Jan. 14 at Muskingum.....L, 56-89  
Jan. 18 Akron.....L, 74-90  
Jan. 21 at Saint Francis (Pa.).....L, 74-77  
Jan. 27 Duquesne.....L, 49-69  
Feb. 1 Baldwin-Wallace.....L, 59-67  
Feb. 2 at Dayton.....L, 61-74

Feb. 8 Kent.....L, 60-74  
Feb. 15 at Mount Union.....L, 37-46  
Feb. 18 at Gannon.....L, 59-74  
^Farrell, Pa.

**1950-51  
16-7 • NAIA**

Dec. 6 Alliance.....W, 73-46  
Dec. 9 at Baldwin-Wallace.....L, 63-69  
Dec. 16 vs. Marietta.....W, 74-55  
Dec. 18 Ohio.....W, 73-64  
Dec. 20 Muskingum.....W, 81-76  
Dec. 21 Geneva.....W, 74-57  
Dec. 27 Fenn.....W, 61-56  
Jan. 3 St. Bonaventure.....L, 50-67  
Jan. 6 at Akron.....W, 66-57  
Jan. 8 Gannon.....W, 83-43  
Jan. 13 at Steubenville.....W, 84-49  
Jan. 15 Saint Francis (Pa.).....L, 72-74  
Jan. 17 Muskingum.....L, 55-65  
Jan. 24 Baldwin-Wallace.....L, 61-74  
Jan. 26 Geneva.....W, 92-68  
Jan. 31 Mount Union.....W, 77-69  
Feb. 2 at Marietta.....L, 46-55  
Feb. 5 Dayton.....W, 76-73  
Feb. 7 at Kent.....L, 55-57  
Feb. 10 at Alliance.....W, 87-38  
Feb. 12 John Carroll.....W, 72-53  
Feb. 13 at Slippery Rock.....W, 79-61  
Feb. 17 at Fenn.....W, 75-58  
^Farrell, Pa.

&Youngstown Tournament

**1951-52  
16-7 • NAIA**

Dec. 8 at Baldwin-Wallace.....L, 59-60  
Dec. 10 Alliance.....W, 89-29  
Dec. 12 Case Western.....W, 76-65  
Dec. 14 at John Carroll.....L, 53-72  
Dec. 19 Geneva.....L, 60-76  
Dec. 29 Duquesne.....L, 42-79  
Jan. 2 Akron.....W, 83-75  
Jan. 5 at Fenn.....W, 74-48  
Jan. 7 John Carroll.....W, 88-70  
Jan. 9 Steubenville.....W, 69-46  
Jan. 12 at Geneva.....W, 63-61  
Jan. 14 Fenn.....W, 76-39  
Jan. 18 at Muskingum.....W, 59-57  
Jan. 19 at Marietta.....W, 92-76  
Jan. 22 at Mount Union.....W, 51-50  
Jan. 24 Kent.....L, 70-71  
Jan. 26 at St. Bonaventure.....L, 50-76  
Jan. 30 Baldwin-Wallace.....W, 84-82  
Feb. 2 at Alliance.....W, 86-62  
Feb. 5 LaSalle.....W, 68-57  
Feb. 7 at Gannon.....W, 51-48  
Feb. 13 Slippery Rock.....W, 65-63  
Feb. 18 Findlay.....L, 70-72

**1952-53  
10-14 • NAIA**

Dec. 2 at Gannon.....L, 72-78  
Dec. 4 Alliance.....L, 55-68  
Dec. 6 at Baldwin-Wallace.....L, 72-90  
Dec. 11 at Case Western.....W, 72-68  
Dec. 13 at John Carroll.....L, 76-91  
Dec. 15 Gannon.....W, 66-54  
Dec. 20 Fenn.....W, 72-39  
Dec. 29 Colby.....L, 63-67  
Dec. 30 at Westminster.....W, 75-69  
Jan. 3 at Akron.....L, 73-91  
Jan. 7 John Carroll.....W, 77-69  
Jan. 13 Kent.....L, 65-69  
Jan. 15 Marietta.....W, 83-79  
Jan. 17 at Westminster.....L, 72-75  
Jan. 21 Mount Union.....W, 72-62  
Jan. 28 Geneva.....L, 63-96

Jan. 31 at Alliance.....W, 81-64  
Feb. 3 Geneva.....L, 80-87  
Feb. 10 at Slippery Rock.....L, 57-81  
Feb. 12 Baldwin-Wallace.....L, 86-96  
Feb. 14 Muskingum.....W, 91-87  
Feb. 18 Westminster.....L, 86-93  
Feb. 20 Carnegie Tech.....W, 69-67  
Feb. 28 at LaSalle.....L, 41-94

**1953-54  
11-16 • NAIA**

Dec. 3 at Muskingum.....W, 68-66  
Dec. 5 at Baldwin-Wallace.....L, 60-80  
Dec. 7 at John Carroll.....L, 61-76  
Dec. 9 Geneva.....L, 66-77  
Dec. 12 at Detroit.....L, 65-101  
Dec. 15 at Westminster.....L, 51-91  
Dec. 17 at Steubenville.....L, 67-76  
Dec. 28 Baldwin-Wallace.....W, 82-71  
Dec. 29 Westminster.....L, 63-76  
Dec. 30 Muskingum.....L, 63-76  
Jan. 6 Kent.....W, 76-69  
Jan. 9 Gannon.....L, 78-80  
Jan. 11 at Alliance.....W, 79-60  
Jan. 14 at Marietta.....L, 78-96  
Jan. 20 at Mount Union.....L, 62-64  
Jan. 23 Geneva.....L, 75-96  
Jan. 28 Georgetown.....W, 78-74  
Jan. 30 Akron.....W, 80-74  
Feb. 1 Alliance.....W, 90-79  
Feb. 2 Baldwin-Wallace.....W, 89-73  
Feb. 8 John Carroll.....L, 75-90  
Feb. 10 Slippery Rock.....W, 78-46  
Feb. 13 at Fenn.....W, 104-55  
Feb. 17 Westminster.....L, 87-94  
Feb. 20 at Carnegie Tech.....L, 53-71  
Feb. 22 Case Western.....W, 87-81  
Feb. 24 at Wayne State.....L, 74-77  
^Youngstown Tournament

**1954-55  
10-17 • NAIA**

Dec. 4 at Baldwin-Wallace.....L, 67-74  
Dec. 7 at Kent.....L, 87-88  
Dec. 11 Muskingum.....W, 72-69  
Dec. 13 Wayne State.....W, 68-65  
Dec. 16 Mount Union.....W, 69-60  
Dec. 18 Marietta.....L, 70-83  
Dec. 29 Westminster.....L, 67-99  
Dec. 30 Geneva.....W, 82-74  
Jan. 3 at Adrian.....L, 79-80  
Jan. 8 St. Vincent.....W, 90-72  
Jan. 11 at Gannon.....W, 71-68  
Jan. 13 Steubenville.....L, 57-71  
Jan. 15 at Alliance.....W, 87-81  
Jan. 20 Westminster.....L, 75-85  
Jan. 27 John Carroll.....L, 80-93  
Jan. 29 Geneva.....L, 89-104  
Jan. 31 Alliance.....W, 95-76  
Feb. 3 Baldwin-Wallace.....L, 89-98  
Feb. 5 Akron.....L, 84-92  
Feb. 9 St. Vincent.....L, 60-81  
Feb. 12 at Slippery Rock.....W, 97-95  
Feb. 14 Westminster.....L, 77-85  
Feb. 17 Carnegie Tech.....W, 92-84  
Feb. 19 at Geneva.....L, 86-99  
Feb. 21 at John Carroll.....L, 95-108  
Feb. 26 at Steubenville.....L, 73-86  
March 1 at Case Western.....L, 84-93  
^Youngstown Tournament

**1955-56  
12-14 • NAIA**

Dec. 1 at Carnegie Tech.....L, 65-74  
Dec. 3 Case Western.....W, 89-65  
Dec. 5 Steubenville.....W, 80-66  
Dec. 10 Kent.....L, 75-82





ALL-TIME SCORES

Table of all-time scores from Dec. 12 at John Carroll to Feb. 25 at Baldwin-Wallace.

1956-57 23-4 • NAIA

Table of scores for the 1956-57 season from Dec. 1 at Baldwin-Wallace to March 14 SE Oklahoma.

1957-58 23-7 • NAIA

Table of scores for the 1957-58 season from Dec. 2 at Kent State to Feb. 8 at Geneva.

Table of scores from Feb. 12 at Westminster to March 13 Western Illinois.

1958-59 19-9 • NAIA

Table of scores for the 1958-59 season from Dec. 1 at Kent to March 11 Tennessee State.

1959-60 11-14 • NAIA

Table of scores for the 1959-60 season from Dec. 1 at Kent State to Feb. 24 at Gannon.



Bill Johnson led YSU in assists in 1970-71 and 1971-72.

1960-61 21-7 • Division II

Table of scores for the 1960-61 season from Dec. 1 at Ashland to March 11 vs. S. Carolina State.

1961-62 16-12 • Division II

Table of scores for the 1961-62 season from Dec. 2 at Ashland to Jan. 6 at Gannon.

Table of scores from Jan. 8 at Akron to March 10 vs. Gannon.

1962-63 18-9 • Division II

Table of scores for the 1962-63 season from Dec. 1 at Ashland to March 9 vs. Buffalo.

1963-64 24-3 • Division II

Table of scores for the 1963-64 season from Nov. 30 at Malone to Feb. 19 at Philadelphia Textile.





**ALL-TIME SCORES**

Feb. 22 at Niagara .....W, 78-58  
 Feb. 27 at Geneva.....W, 77-53  
 Feb. 29 at Hillsdale.....W, 60-53  
 March 6 vs. LeMoyn<sup>^</sup>.....L, 53-64  
 March 7 vs. Ithaca<sup>^</sup>.....W, 91-79  
 %Geneva Tournament (Beaver Falls, Pa.)  
 ^NCAA Division II Regional (Akron, Ohio)

**1964-65  
 20-6 • Division II**

Dec. 1 at Ashland.....W, 43-41  
 Dec. 3 Quincy (Ill.) .....W, 83-77  
 Dec. 5 Michigan Lutheran.....W, 91-61  
 Dec. 9 Hillsdale.....W, 96-63  
 Dec. 12 at Lawrence Tech.....W, 74-65  
 Dec. 16 Central State .....L, 63-84  
 Dec. 19 Wooster.....W, 53-51  
 Dec. 23 Illinois Wesleyan.....W, 60-55  
 Dec. 28 Maine.....W, 81-60  
 Dec. 30 Windsor.....W, 88-64  
 Jan. 4 Baldwin-Wallace.....W, 83-70  
 Jan. 6 at Muskingum.....W, 36-35  
 Jan. 9 Susquehanna.....W, 84-69  
 Jan. 13 at Steubenville.....L, 48-50  
 Jan. 16 at Gannon.....L, 47-48  
 Jan. 28 Niagara.....L, 42-55  
 Jan. 30 Philadelphia Textile.....W, 104-81  
 Feb. 4 Alliance.....W, 83-73  
 Feb. 6 Parsons.....W, 91-84  
 Feb. 8 Steubenville.....L, 49-62  
 Feb. 11 at Alderson-Broaddus.....W, 89-71  
 Feb. 13 Gannon.....W, 73-61  
 Feb. 15 St. Vincent.....W, 87-63  
 Feb. 17 at Windsor.....W, 86-77  
 Feb. 20 at Walsh.....W, 95-73  
 Feb. 24 at Alliance.....L, 69-78

**1965-66  
 19-7 • Division II**

Dec. 1 at Ashland.....W, 57-47  
 Dec. 6 Walsh.....W, 84-54  
 Dec. 8 at Baldwin-Wallace.....W, 97-70  
 Dec. 13 Michigan Lutheran.....W, 86-62  
 Dec. 15 Windsor.....W, 90-67  
 Dec. 18 Muskingum.....W, 86-52  
 Dec. 20 Hiram.....W, 88-59  
 Dec. 23 Illinois Wesleyan.....W, 68-52  
 Jan. 5 at Alliance.....W, 65-59  
 Jan. 8 at Niagara.....L, 67-87  
 Jan. 13 SW Missouri State.....W, 83-70  
 Jan. 24 Alderson-Broaddus.....W, 83-66  
 Jan. 26 Buffalo State.....W, 87-62  
 Jan. 29 at Susquehanna.....W, 92-64  
 Jan. 31 Gannon.....L, 70-72  
 Feb. 5 at Walsh.....W, 79-55  
 Feb. 9 Villa Madonna.....W, 78-62  
 Feb. 12 at Michigan Lutheran.....W, 110-66  
 Feb. 14 Tennessee State.....L, 52-67  
 Feb. 17 Alliance.....W, 65-51  
 Feb. 19 at Hillsdale.....L, 66-81  
 Feb. 23 at Windsor.....L, 76-94  
 Feb. 26 at St. Vincent.....W, 82-63  
 Feb. 28 at Gannon.....L, 69-71  
 March 4 at Akron<sup>^</sup>.....L, 63-70  
 March 5 vs. Randolph Macon<sup>^</sup>.....W, 94-63  
 ^NCAA Division II Regional (Akron, Ohio)


**1966-67  
 18-7 • Division II**

Dec. 1 Alliance.....W, 92-67  
 Dec. 5 Walsh.....W, 111-51  
 Dec. 10 at Muskingum.....L, 73-80  
 Dec. 12 Texas Southern.....W, 83-75  
 Dec. 15 San Francisco State.....W, 93-71  
 Dec. 17 Philadelphia Textile.....L, 70-71  
 Dec. 20 Hiram.....W, 99-78  
 Dec. 23 Illinois Wesleyan.....W, 97-66

Dec. 30 Baldwin-Wallace.....W, 102-74  
 Jan. 5 St. Vincent.....W, 133-83  
 Jan. 7 at Gannon.....L, 75-76  
 Jan. 10 at Alliance.....W, 87-72  
 Jan. 14 at Buffalo State.....L, 63-67  
 Jan. 21 Hillsdale.....W, 86-64  
 Jan. 25 at Tennessee State.....L, 56-71  
 Feb. 1 Michigan Lutheran.....W, 98-75  
 Feb. 4 Gannon.....L, 39-41  
 Feb. 6 at Alderson-Broaddus.....W, 79-74  
 Feb. 8 Geneva.....W, 78-74  
 Feb. 11 at Central State.....W, 71-56  
 Feb. 13 at Villa Madonna.....L, 70-84  
 Feb. 15 Cleveland State.....W, 102-74  
 Feb. 18 at Michigan Lutheran.....W, 85-68  
 Feb. 22 at Walsh.....W, 100-64  
 Feb. 25 at St. Vincent.....W, 70-60

**1967-68  
 17-8 • Division II**

Dec. 2 at Akron.....L, 57-65  
 Dec. 7 Villa Madonna.....W, 94-68  
 Dec. 9 Muskingum.....W, 96-72  
 Dec. 16 Illinois Wesleyan.....W, 97-83  
 Dec. 19 Hiram.....W, 84-64  
 Dec. 21 UW-Oshkosh.....W, 88-83  
 Dec. 23 Belmont Abbey.....W, 78-71  
 Dec. 30 Geneva.....W, 96-79  
 Jan. 4 Alderson-Broaddus.....W, 98-86  
 Jan. 6 at Eastern Michigan.....L, 58-92  
 Jan. 13 at Alliance.....L, 65-67  
 Jan. 15 Michigan Lutheran.....W, 75-71  
 Jan. 20 at Central State.....L, 60-62  
 Jan. 24 Buffalo State.....W, 113-80  
 Jan. 27 Eastern Michigan.....W, 68-58  
 Feb. 3 at Gannon.....L, 74-78  
 Feb. 6 Alliance.....W, 103-73  
 Feb. 10 at Cleveland State.....W, 69-66  
 Feb. 13 at Baldwin-Wallace.....L, 77-79  
 Feb. 15 St. Vincent.....W, 115-73  
 Feb. 17 at Philadelphia Textile.....L, 73-95  
 Feb. 20 Gannon.....W, 85-83  
 Feb. 24 at St. Vincent.....L, 73-80  
 Feb. 27 Akron.....W, 71-68  
 March 2 at Hillsdale.....W, 87-75



Dave Culliver led YSU in scoring in 1964-65 and 1965-66.

**1968-69  
 19-7 • Division II**

Nov. 30 St. Vincent.....W, 83-71  
 Dec. 7 Toronto.....W, 75-51  
 Dec. 9 Hillsdale.....W, 97-55  
 Dec. 14 Philadelphia Textile.....W, 72-60  
 Dec. 21 Hiram.....W, 89-58  
 Dec. 27 San Francisco State.....W, 79-66  
 Dec. 28 Illinois Wesleyan.....W, 107-93  
 Jan. 4 Kenyon.....L, 86-100  
 Jan. 7 Akron.....W, 49-41  
 Jan. 9 Baldwin-Wallace.....L, 68-74  
 Jan. 11 Alliance.....W, 105-84  
 Jan. 15 Steubenville.....W, 88-65  
 Jan. 18 at Akron.....L, 59-73  
 Jan. 22 Cleveland State.....W, 73-68  
 Jan. 25 at Michigan Lutheran.....L, 68-87  
 Jan. 29 at Geneva.....W, 73-61  
 Feb. 1 Michigan Lutheran.....L, 59-73  
 Feb. 3 St. Norbet.....W, 92-70  
 Feb. 5 at Steubenville.....W, 75-74  
 Feb. 8 Central State.....L, 52-53  
 Feb. 12 Gannon.....W, 70-67  
 Feb. 15 at Wayne State.....W, 79-62  
 Feb. 19 at Alliance.....W, 66-53  
 Feb. 22 at St. Vincent.....W, 77-76  
 Feb. 26 Wayne State.....W, 116-61  
 March 1 at Gannon.....L, 70-74

**1969-70  
 22-5 • Division II**

Dec. 3 Cleveland State.....W, 67-48  
 Dec. 6 St. Vincent.....W, 91-65  
 Dec. 11 at Baldwin-Wallace.....W, 83-69  
 Dec. 13 Westminster.....W, 106-74  
 Dec. 20 at Akron.....W, 55-48  
 Dec. 22 Hiram.....W, 93-43  
 Dec. 27 Wisconsin-Oshkosh.....W, 87-81  
 Dec. 30 Eastern Montana.....W, 90-76  
 Jan. 3 Illinois Wesleyan.....W, 79-64  
 Jan. 7 Kenyon.....W, 98-82  
 Jan. 10 at Hillsdale.....W, 71-60  
 Jan. 17 Alliance.....W, 93-66  
 Jan. 19 at Cleveland State.....W, 78-68  
 Jan. 24 at Westminster.....W, 86-65  
 Jan. 26 San Francisco State.....W, 89-50  
 Jan. 28 Geneva.....W, 95-57  
 Jan. 31 at Steubenville.....W, 86-52  
 Feb. 4 Gannon.....W, 94-64  
 Feb. 7 at Central State.....L, 52-67  
 Feb. 9 at Thomas More.....L, 59-77  
 Feb. 14 Akron.....W, 80-69  
 Feb. 18 at St. Vincent.....W, 87-70  
 Feb. 21 at Alliance.....W, 82-51  
 Feb. 24 Steubenville.....W, 66-56  
 Feb. 28 at Gannon.....L, 50-53  
 March 6 vs. Philadelphia Textile<sup>^</sup>.....L, 52-79  
 March 7 vs. Cheyney State<sup>^</sup>.....L, 91-94  
 ^NCAA Division II Mideast Regional (Reading, Pa.)

**1970-71  
 19-6 • Division II**

Dec. 2 St. Vincent.....W, 105-73  
 Dec. 5 at Geneva.....W, 89-63  
 Dec. 12 Westminster.....W, 79-54  
 Dec. 19 Kenyon.....W, 82-58  
 Dec. 22 Hiram.....W, 60-35  
 Dec. 23 at Cleveland State.....W, 76-55  
 Dec. 29 Wisconsin-Oshkosh.....W, 63-56  
 Jan. 2 Baldwin-Wallace.....W, 65-59  
 Jan. 6 Akron.....L, 73-98  
 Jan. 9 San Diego.....W, 75-57  
 Jan. 14 Gannon.....W, 88-77  
 Jan. 16 at Westminster.....W, 70-61  
 Jan. 20 at Steubenville.....L, 57-66  
 Jan. 23 at Akron.....L, 71-77

Jan. 26 Defiance.....W, 89-72  
 Jan. 28 Alliance.....W, 74-60  
 Jan. 30 at Buffalo State.....L, 52-63  
 Feb. 3 Cleveland State.....W, 79-65  
 Feb. 6 Western New England.....W, 90-72  
 Feb. 8 Hillsdale.....W, 76-53  
 Feb. 13 Central State.....L, 48-60  
 Feb. 16 at Gannon.....L, 73-75  
 Feb. 20 at Alliance.....W, 107-63  
 Feb. 23 Steubenville.....W, 85-68  
 Feb. 27 at St. Vincent.....W, 86-64

**1971-72  
 22-7 • Division II**

Dec. 4 St. Vincent.....W, 71-53  
 Dec. 11 Geneva.....W, 103-59  
 Dec. 13 Ohio Wesleyan.....W, 88-57  
 Dec. 16 Kenyon.....W, 94-63  
 Dec. 21 Ohio Dominican.....W, 97-77  
 Dec. 23 Illinois Wesleyan.....W, 85-76  
 Dec. 29 Western Illinois.....W, 91-51  
 Jan. 5 at Akron.....L, 57-62  
 Jan. 7 Buffalo State.....W, 90-61  
 Jan. 10 at Walsh.....W, 81-61  
 Jan. 12 Gannon.....W, 70-54  
 Jan. 15 Alliance.....W, 71-47  
 Jan. 18 at Cleveland State.....W, 80-69  
 Jan. 22 at Westminster.....W, 74-51  
 Jan. 24 Defiance.....L, 70-71  
 Jan. 27 at Steubenville.....W, 88-55  
 Jan. 29 Akron.....L, 53-54  
 Feb. 2 Walsh.....W, 71-58  
 Feb. 5 at Alliance.....W, 82-59  
 Feb. 8 at Baldwin-Wallace.....L, 69-84  
 Feb. 12 at Hillsdale.....L, 62-64  
 Feb. 16 Cleveland State.....W, 79-62  
 Feb. 19 Steubenville.....W, 86-61  
 Feb. 23 at Gannon.....W, 79-72  
 Feb. 26 at St. Vincent.....W, 91-57  
 Feb. 29 at Pittsburgh.....L, 66-82  
 March 9 vs. Gannon<sup>^</sup>.....W, 81-71  
 March 10 vs. Cheyney State<sup>^</sup>.....W, 90-80  
 March 11 at Akron<sup>^</sup>.....L, 71-87  
 ^NCAA Mideast Regional (Akron, Ohio)

**1972-73  
 10-13 • Division II**

Dec. 2 Ohio.....L, 59-68  
 Dec. 16 Alliance.....W, 75-50  
 Dec. 20 Cleveland State.....L, 53-71  
 Dec. 23 San Francisco State.....L, 62-80  
 Dec. 28 Eastern Montana.....L, 70-72  
 Dec. 30 Clarion.....L, 49-61  
 Jan. 6 at Alliance.....W, 74-61  
 Jan. 10 Gannon.....L, 54-63  
 Jan. 13 Western Illinois.....W, 64-63  
 Jan. 18 at Cleveland State.....L, 66-72  
 Jan. 20 Westminster.....W, 66-58  
 Jan. 22 at Walsh.....W, 67-51  
 Jan. 25 at Steubenville.....L, 42-47  
 Jan. 27 Akron.....L, 59-65  
 Jan. 31 Philadelphia Textile.....L, 50-61  
 Feb. 3 Ohio Dominican.....W, 61-51  
 Feb. 7 Baldwin-Wallace.....W, 88-50  
 Feb. 10 at Western Illinois.....L, 73-93  
 Feb. 14 at Westminster.....W, 78-59  
 Feb. 17 Steubenville.....W, 38-37  
 Feb. 21 at Gannon.....L, 53-64  
 Feb. 24 Hillsdale.....W, 63-57  
 Feb. 28 at Akron.....L, 53-62

**1973-74  
 10-16 • Division II**

Dec. 1 Walsh.....L, 63-64  
 Dec. 8 New Hampshire.....W, 83-77  
 Dec. 13 San Francisco State.....L, 81-84  
 Dec. 15 Kenyon.....W, 91-82





ALL-TIME SCORES

Table of all-time scores from Dec. 17 to March 2, listing opponents like Ohio Dominican, Clarion, St. Mary's, Georgia State, Cleveland State, Alliance, Ashland, UW-Milwaukee, Steubenville, Philadelphia Textile, Akron, and Gannon.

1974-75 19-9 • Division II

Table of scores for the 1974-75 season, listing opponents like Kenyon, Southern California, New Hampshire, Mount Union, Calif.-Hayward, Missouri-Rolla, Samford, Nebraska-Omaha, Pittsburgh, Philadelphia Textile, Walsh, Alliance, Ashland, Gannon, Steubenville, Akron, Hillsdale, Ashland, Buffalo, Cleveland State, Saginaw Valley, IUPUI, Maine, Gannon, Cleveland State, Akron, Ashland, March 1 at Ashland, March 7 Randolph-Macon, March 8 Bellarmine.

^NCAA Great Lakes Regional (Charleston, Ill.)

1975-76 17-9 • Division II

Table of scores for the 1975-76 season, listing opponents like Hillsdale, Mount Union, IUPUI, Kenyon, SIU-Edwardsville, Akron, Westminister, Northern Kentucky, Philadelphia Textile, Akron, Steubenville, Walsh, Nebraska-Omaha, Wilberforce, Steubenville, Gannon, Nebraska-Omaha.

Table of scores from Feb. 11 to March 3, listing opponents like Akron, Ashland, Buffalo State, Gannon, Northern Kentucky, Alliance, Westminister, Ashland, Cleveland State, YSU Holiday Classic.

1976-77 22-7 • Division II

Table of scores for the 1976-77 season, listing opponents like Kenyon, Walsh, Mount Union, Alliance, CCNY, Saint Joseph's (Ind.), Pittsburgh, Northern Iowa, Philadelphia Textile, Dayton, Steubenville, Akron, Northern Kentucky, Ashland, Buffalo State, Northern Kentucky, Wright State, Steubenville, Buffalo, Gannon, IUPUI, Westminister, Maine, Gannon, Cleveland State, Akron, Ashland, March 1 Randolph-Macon, March 8 Bellarmine, ^NCAA Great Lakes Regional.

1977-78 16-9 • Division II

Table of scores for the 1977-78 season, listing opponents like Saginaw Valley, Ohio, IUPUI, Maine, W. Virginia Wesleyan, Bellarmine, Buffalo State, Baltimore, Clarion, Steubenville, Philadelphia Textile, Akron, Northern Iowa, Ashland, Gannon, Steubenville, Northern Kentucky, Wright State, Akron, Buffalo, Mankato State, Bellarmine, Gannon, Cleveland State, Ashland, YSU Holiday Classic.

1978-79

13-13 • 4-6 Mid-Con • Div. II

Table of scores for the 1978-79 season, listing opponents like UM-Eastern Shore, Mount Union, Ohio, Wright State, Delaware State, Saint Francis (Pa.), Bellarmine, Akron, Northern Kentucky, Eastern Illinois, Western Illinois, Westminister, Ashland, Gannon, Northern Michigan, Northern Iowa, Philadelphia Textile, Akron, Western Illinois, Buffalo, Gannon, Northern Iowa, Northern Michigan, Ashland, Cleveland State, YSU Holiday Classic, Mid-Continent Conference Game.

1979-80

17-10 • 2-6 Mid-Con • Div. II

Table of scores for the 1979-80 season, listing opponents like Steubenville, St. Vincent, Buffalo, UM-Eastern Shore, Akron, Bellarmine, Ohio, Northern Kentucky, Gannon, Akron, Westminister, Philadelphia Textile, Ashland, Cheyney State, Northern Michigan, Northern Iowa, Eastern Illinois, Western Illinois, Eastern Illinois, Gannon, Steubenville, Wright State, Northern Iowa, Northern Michigan, Ashland, Cleveland State, Mid-Continent Conference Game.

1980-81

13-13 • 3-3 Mid-Con • Div. II

Table of scores for the 1980-81 season, listing opponents like UM-Eastern Shore, St. Vincent, Ohio, Akron, Western Illinois, Bellarmine, West Virginia, Northern Michigan, Westminister, Ashland, Gannon, Western Illinois, Eastern Illinois.

Table of scores from Jan. 28 to March 2, listing opponents like Philadelphia Textile, Northern Michigan, Wright State, Cheyney State, Tennessee Tech, Eastern Illinois, Cleveland State, Gannon, Tennessee Tech, Ashland, Akron, Cleveland State, Northern Kentucky, Mid-Continent Conference Game.

1981-82

8-18 • 5-11 Ohio Valley

Table of scores for the 1981-82 season, listing opponents like Westminister, Gannon, Delaware State, Austin Peay, Murray State, Eastern Kentucky, Morehead State, Missouri, Bellarmine, Tennessee Tech, Middle Tennessee, West Virginia, Akron, Cleveland State, Western Kentucky, Eastern Kentucky, Morehead State, Wright State, Tennessee Tech, Middle Tennessee, Delaware State, Akron, Western Kentucky, Cleveland State, Austin Peay, Murray State, Ohio Valley Conference Game.

1982-83

15-12 • 5-9 Ohio Valley

Table of scores for the 1982-83 season, listing opponents like vs. Columbia, vs. UNC-Wilmington, West Virginia, Bellarmine, UM-Eastern Shore, Hiram, Ohio State, Delaware State, Tennessee Tech, Murray State, Middle Tennessee, Detroit, Cleveland State, Austin Peay, Eastern Kentucky, Morehead State, Akron, Murray State, MTSU, Austin Peay, Cleveland State, Delaware State, Eastern Kentucky, Morehead State, Gannon, Akron, Tennessee Tech, Utica Matt's Classic (Utica, N.Y.), Ohio Valley Conference Game.





**ALL-TIME SCORES**

**1983-84**

**18-11 • 9-5 Ohio Valley**

Nov. 26	Ferris State.....	W, 87-60
Dec. 1	Ohio Dominican.....	W, 104-37
Dec. 3	LaSalle.....	W, 81-76
Dec. 8	vs. Auburn&.....	L, 52-78
Dec. 9	vs. Florida A&M&.....	W, 84-69
Dec. 12	at Dayton.....	L, 64-73
Dec. 15	Hiram.....	W, 85-61
Dec. 17	at Purdue.....	L, 54-65
Dec. 19	vs. Butler%.....	W, 90-79
Dec. 20	at Ball State%.....	W, 64-63
Jan. 6	Akron*.....	W, 80-51
Jan. 12	Austin Peay*.....	W, 73-63
Jan. 14	Murray State*.....	W, 59-57
Jan. 18	Utica.....	L, 67-68
Jan. 19	at Middle Tennessee*.....	W, 59-57
Jan. 21	at Tennessee Tech*.....	L, 72-77
Jan. 26	Morehead State*.....	L, 77-88
Jan. 28	Eastern Kentucky*.....	W, 75-61
Feb. 1	UNC-Wilmington.....	W, 79-67
Feb. 4	at Akron*.....	W, 74-72
Feb. 9	at Morehead State*.....	L, 64-88
Feb. 11	at Eastern Kentucky*.....	L, 66-47
Feb. 16	at Austin Peay*.....	W, 62-57
Feb. 18	at Murray State*.....	L, 62-83
Feb. 23	Middle Tennessee*.....	W, 75-64
Feb. 24	Tennessee Tech*.....	W, 80-64
March 1	at UNC-Wilmington.....	L, 43-72
March 9	Tennessee Tech^.....	W, 63-55
March 10	at Morehead State^.....	L, 44-47

&Colonial Bank Classic (Mobile, Ala.)  
%Cardinal Varsity Club Classic (Muncie, Ind.)

\*Ohio Valley Conference Game  
^Ohio Valley Conference Tournament (Morehead, Ky.)

**1984-85**

**19-11 • 8-6 Ohio Valley**

Nov. 26	Brooklyn.....	W, 71-58
Nov. 30	vs. Alabama State%.....	W, 81-55
Dec. 1	at Northern Iowa%.....	W, 70-57
Dec. 3	Wooster.....	W, 80-64
Dec. 5	at Michigan.....	L, 73-103
Dec. 8	at Tulsa.....	L, 49-67
Dec. 15	South Alabama.....	W, 74-73
Dec. 18	at South Florida.....	L, 56-63
Dec. 20	at Alabama.....	L, 69-88
Dec. 22	Eastern Michigan.....	L, 70-74
Dec. 27	Cleveland State.....	W, 70-63
Dec. 29	at Bellarmine.....	W, 86-84
Jan. 5	at Akron*.....	W, 75-61
Jan. 12	at Austin Peay*.....	L, 72-74
Jan. 14	at Murray State*.....	L, 62-66
Jan. 16	Hiram.....	W, 58-56
Jan. 19	Middle Tennessee*.....	W, 57-56
Jan. 21	Tennessee Tech*.....	W, 68-67
Jan. 26	at Morehead State*.....	L, 65-67
Jan. 27	at Eastern Kentucky*.....	L, 61-74
Feb. 2	Akron*.....	W, 73-67
Feb. 9	Morehead State*.....	W, 71-65
Feb. 11	Eastern Kentucky*.....	W, 61-60
Feb. 16	Austin Peay*.....	W, 80-64
Feb. 18	Murray State*.....	W, 59-57
Feb. 23	at MTSU*.....	W, 82-76
Feb. 25	at Tennessee Tech*.....	L, 54-64
Feb. 28	vs. Morehead State^.....	W, 79-74
March 1	vs. Eastern Kentucky^.....	W, 95-61
March 2	at Middle Tennessee^.....	L, 63-66

%UNI-Dome Classic (Cedar Falls, Iowa)  
\*Ohio Valley Conference Game  
^Ohio Valley Conference Tournament (Murfreesboro, Tenn.)

**1985-86**

**12-16 • 8-6 Ohio Valley**


Nov. 23	Clarion.....	W, 85-69
Nov. 25	at Eastern Michigan.....	L, 77-87
Nov. 30	at Saint Louis.....	L, 58-76
Dec. 2	at Cleveland State.....	L, 69-101
Dec. 4	at Michigan.....	L, 42-56
Dec. 8	St. Mary's (Mich.).....	W, 95-51
Dec. 14	Northern Iowa.....	W, 64-62
Dec. 17	at South Alabama.....	L, 63-69
Dec. 20	vs. Georgia Southern#.....	L, 59-61
Dec. 21	vs. North Texas State#.....	L, 72-85
Dec. 28	Central Michigan.....	L, 68-69
Dec. 30	Morgan State.....	W, 88-64
Jan. 4	Akron*.....	L, 62-64
Jan. 11	Morehead State*.....	W, 75-48
Jan. 13	Eastern Kentucky*.....	W, 75-69
Jan. 18	at Murray State*.....	L, 74-82
Jan. 20	at Austin Peay*.....	L, 66-74
Jan. 25	at Middle Tennessee*.....	L, 70-84
Jan. 27	at Tennessee Tech*.....	L, 55-67
Feb. 1	at Akron*.....	W, 65-62
Feb. 3	Saint Louis.....	L, 61-78
Feb. 8	Tennessee Tech*.....	W, 63-55
Feb. 10	Middle Tennessee*.....	W, 72-61
Feb. 15	at Eastern Kentucky*.....	W, 67-54
Feb. 17	at Morehead State*.....	L, 81-87
Feb. 22	Austin Peay*.....	W, 64-60
Feb. 24	Murray State*.....	W, 58-56
March 3	Tennessee Tech^.....	L, 68-71

\*Ohio Valley Conference Game  
^Ohio Valley Conference Tournament

**1986-87**

**11-17 • 4-10 Ohio Valley**

Nov. 28	vs. Marist%.....	W, 56-52
Nov. 29	at St. John's%.....	L, 65-75
Dec. 1	Slippery Rock.....	W, 86-73
Dec. 5	Florida A&M&.....	W, 76-68



Ray Robinson led YSU to within one game of the NCAA Tournament in 1984-85.

Dec. 6	Bucknell&.....	W, 77-70
Dec. 13	Cleveland State.....	L, 73-87
Dec. 15	at South Alabama.....	L, 63-72
Dec. 17	at Ohio.....	L, 63-82
Dec. 22	Ashland.....	W, 85-76
Dec. 27	South Carolina State.....	W, 84-64
Jan. 3	at Akron*.....	L, 46-60
Jan. 10	at Morehead State*.....	L, 73-111
Jan. 12	at Eastern Kentucky*.....	L, 66-69
Jan. 17	Murray State*.....	L, 58-61
Jan. 19	Austin Peay*.....	L, 68-74
Jan. 24	Middle Tennessee*.....	L, 88-93
Jan. 26	Tennessee Tech*.....	W, 115-87
Jan. 28	Wright State.....	W, 99-90
Jan. 31	Akron*.....	W, 71-68
Feb. 2	Saint Louis.....	L, 76-85
Feb. 4	at Detroit.....	L, 62-64
Feb. 7	at Tennessee Tech*.....	W, 74-65
Feb. 9	at Middle Tennessee*.....	L, 79-88
Feb. 14	Eastern Kentucky*.....	L, 80-93
Feb. 16	Morehead State*.....	W, 69-68
Feb. 21	at Austin Peay*.....	L, 89-106
Feb. 23	at Murray State*.....	L, 68-77
March 2	at Akron^.....	L, 74-103

^Joe Lapchick Tournament (Jamaica, N.Y.)  
& YSU Holiday Classic  
\*Ohio Valley Conference Game  
^Ohio Valley Conference Tournament

**1987-88**  
**7-21 • 2-12 Ohio Valley**

Nov. 28	Wooster.....	W, 61-58
Dec. 4	at Marshall%.....	L, 65-79
Dec. 5	vs. SE Louisiana%.....	W, 54-51
Dec. 13	at Cleveland State.....	L, 75-103
Dec. 15	Ohio.....	L, 60-68
Dec. 17	at Central Michigan.....	L, 59-89
Dec. 19	Tennessee State*.....	W, 66-65
Dec. 29	Eastern Washington&.....	W, 48-47
Dec. 30	Radford&.....	W, 73-64
Jan. 4	Detroit.....	W, 67-63
Jan. 9	Akron.....	L, 61-80
Jan. 16	Middle Tennessee*.....	L, 61-78
Jan. 18	Tennessee Tech*.....	L, 59-79
Jan. 20	Wright State.....	L, 63-93
Jan. 23	at Morehead State*.....	W, 67-64
Jan. 25	at Eastern Kentucky*.....	L, 55-83
Jan. 28	at Saint Louis.....	L, 52-74
Jan. 30	Murray State*.....	L, 62-87
Feb. 1	Austin Peay*.....	L, 68-78
Feb. 6	at Akron.....	L, 59-90
Feb. 13	at Austin Peay*.....	L, 54-91
Feb. 15	at Murray State*.....	L, 64-71
Feb. 20	at Tennessee Tech*.....	L, 71-81
Feb. 22	at Middle Tennessee*.....	L, 58-78
Feb. 24	at Tennessee State*.....	L, 65-90
Feb. 27	Eastern Kentucky*.....	L, 77-83
Feb. 29	Morehead State*.....	L, 85-87
March 7	at Middle Tennessee^.....	L, 76-81

%M.M.I. Tournament (Huntington, W. Va.)  
& YSU Holiday Classic  
\*Ohio Valley Conference Game  
^Ohio Valley Conference Tournament

**1988-89**  
**5-23 Independent**

Nov. 26	Clarion.....	L, 71-73
Nov. 29	at Minnesota.....	L, 64-97
Dec. 3	Bowling Green.....	L, 68-74
Dec. 10	Cleveland State.....	L, 90-97
Dec. 15	at Central Michigan.....	L, 63-79
Dec. 17	at Northern Iowa.....	L, 79-109
Dec. 19	at Ohio.....	L, 86-90
Dec. 21	at Michigan.....	L, 72-121
Dec. 29	Prairie View A&M&.....	L, 74-84
Dec. 30	Houston Baptist&.....	W, 81-72

Jan. 4	Saint Louis.....	L, 64-77
Jan. 7	at Tennessee State.....	L, 78-82
Jan. 11	Liberty.....	L, 71-72
Jan. 14	Chicago State.....	L, 62-65
Jan. 16	at Akron.....	L, 73-97
Jan. 18	at Clemson.....	L, 74-104
Jan. 21	at South Carolina.....	L, 78-92
Jan. 25	at Brooklyn.....	W, 83-70
Jan. 30	Hiram.....	W, 97-74
Feb. 4	Akron.....	L, 73-99
Feb. 6	Kenyon.....	W, 90-43
Feb. 11	at Eastern Michigan.....	L, 86-108
Feb. 15	at Detroit.....	L, 67-91
Feb. 18	Brooklyn.....	W, 67-45
Feb. 23	at Chicago State.....	L, 63-69
Feb. 25	at Western Michigan.....	L, 71-98
March 1	at Wright State.....	L, 90-104
March 4	UMKC.....	L, 74-77

**1989-90**  
**8-20 Independent**

Nov. 25	Slippery Rock.....	L, 90-96
Nov. 29	Thiel.....	W, 80-59
Dec. 2	at Bowling Green.....	L, 76-97
Dec. 9	at Robert Morris.....	L, 74-92
Dec. 11	Valparaiso.....	W, 89-71
Dec. 15	at Morehead State.....	L, 74-90
Dec. 18	Ohio.....	L, 95-96
Dec. 21	Nicholls State&.....	W, 93-79
Dec. 22	Central Michigan&.....	L, 66-67
Dec. 30	at Minnesota.....	L, 57-97
Jan. 2	at Saint Francis (Pa.).....	L, 85-97
Jan. 6	Akron.....	L, 61-90
Jan. 10	at Cleveland State.....	L, 67-83
Jan. 13	Wright State.....	L, 80-90
Jan. 15	at Detroit.....	L, 77-94
Jan. 20	at Chicago State.....	L, 64-82
Jan. 22	at UMKC.....	L, 72-81
Jan. 27	UM-Baltimore County.....	W, 90-86
Jan. 29	Northeastern Illinois.....	W, 95-79
Feb. 3	at Akron.....	L, 68-71
Feb. 5	Saint Francis (Pa.).....	W, 95-85
Feb. 10	at Wright State.....	L, 74-94
Feb. 12	UW-Milwaukee.....	L, 57-63
Feb. 17	Western Michigan.....	L, 80-91
Feb. 19	Chicago State.....	W, 78-47
Feb. 24	at Liberty.....	L, 72-76
Feb. 26	at UMBC.....	W, 85-83
March 3	Eastern Michigan.....	L, 71-82

**1990-91**  
**12-16 Independent**

Nov. 24	Bluffton.....	W, 108-73
Nov. 28	Point Park.....	W, 127-65
Dec. 1	at Ohio State.....	L, 67-112
Dec. 8	Robert Morris.....	W, 80-68
Dec. 10	at Valparaiso.....	L, 65-68
Dec. 15	Wright State.....	L, 94-109
Dec. 17	at Ohio.....	L, 70-85
Dec. 21	Alabama State&.....	W, 89-87
Dec. 22	Delaware State&.....	L, 96-104
Dec. 29	St. Vincent.....	W, 83-68
Jan. 5	Minnesota.....	L, 77-95
Jan. 9	Cleveland State.....	L, 87-91
Jan. 12	Chicago State.....	W, 97-81
Jan. 14	UW-Milwaukee.....	L, 72-74
Jan. 19	at NE Illinois.....	W, 105-101
Jan. 23	Akron.....	L, 66-71
Jan. 28	Kenyon.....	W, 94-85
Jan. 31	at The Citadel.....	L, 101-102
Feb. 2	at Coastal Carolina.....	L, 66-79
Feb. 7	at UW-Milwaukee.....	W, 82-74
Feb. 9	at Chicago State.....	L, 94-95
Feb. 13	at Bowling Green.....	L, 64-79
Feb. 16	NE Illinois.....	W, 102-69





ALL-TIME SCORES

Feb. 18 at Akron.....L, 70-75
Feb. 20 Morehead State.....W, 106-96
Feb. 23 at Towson State.....L, 75-80
March 2 at Liberty.....W, 80-77
March 5 at Wright State.....L, 71-107
& YSU Holiday Classic

1991-92
6-22 Independent

Nov. 23 Messiah.....W, 54-53
Nov. 25 Dyke.....W, 72-49
Nov. 30 Ohio.....L, 62-72
Dec. 2 at Minnesota.....L, 59-98
Dec. 7 at Robert Morris.....L, 64-75
Dec. 13 Buffalo&.....W, 76-72
Dec. 14 Western Illinois&.....L, 59-65
Dec. 16 at Coppin State.....L, 59-76
Dec. 21 Radford.....W, 75-70
Dec. 28 Tennessee State.....W, 81-73
Dec. 30 Wright State.....L, 81-95
Jan. 4 Towson State.....L, 52-67
Jan. 11 Coppin State.....L, 65-84
Jan. 15 Bowling Green.....L, 45-65
Jan. 18 Northeastern Illinois.....L, 60-72
Jan. 23 at Akron.....L, 67-80
Jan. 25 at Air Force.....L, 57-83
Jan. 29 at Detroit.....L, 64-91
Feb. 1 UW-Milwaukee.....L, 62-72
Feb. 5 at Wright State.....L, 73-91
Feb. 8 at Radford.....L, 58-70
Feb. 10 at Drexel.....L, 63-73
Feb. 15 at NE Illinois.....L, 71-74
Feb. 20 Akron.....L, 67-73
Feb. 22 Pittsburgh-Johnstown.....L, 74-78
Feb. 24 Pittsburgh-Bradford.....W, 107-68
Feb. 29 at UW-Milwaukee.....L, 55-71
March 4 at Cleveland State.....L, 70-93
& YSU Holiday Classic

1992-93
3-23 • 2-14 Mid-Con

Dec. 3 Air Force.....W, 82-78
Dec. 5 at Northwestern.....L, 57-87
Dec. 12 at Akron.....L, 66-82
Dec. 19 Drexel.....L, 62-75
Dec. 23 at St. Peter's.....L, 68-81
Dec. 29 at Georgia Tech.....L, 85-105
Jan. 2 Akron.....L, 59-65
Jan. 5 St. Peter's.....L, 67-79
Jan. 9 Western Illinois\*.....W, 79-63
Jan. 11 Eastern Illinois\*.....L, 75-76
Jan. 16 UW-Green Bay\*.....L, 62-81
Jan. 18 Northern Illinois\*.....L, 82-88
Jan. 20 Buffalo.....W, 104-89
Jan. 23 at Cleveland State\*.....L, 48-88
Jan. 25 at Wright State\*.....L, 65-100
Jan. 30 at Valparaiso\*.....L, 76-85
Feb. 1 at Illinois-Chicago\*.....L, 71-89
Feb. 6 Wright State\*.....L, 87-95
Feb. 10 at Buffalo.....L, 64-76
Feb. 13 at Western Illinois\*.....L, 78-92
Feb. 15 at Eastern Illinois\*.....L, 76-82
Feb. 18 Valparaiso\*.....L, 72-93
Feb. 20 Illinois-Chicago\*.....L, 74-88
Feb. 22 Cleveland State\*.....L, 78-96
Feb. 27 at UW-Green Bay\*.....L, 47-67
March 1 at Northern Illinois\*.....L, 80-84
\*Mid-Continent Conference Game

1993-94
5-21 • 3-15 Mid-Con

Nov. 27 at Pittsburgh.....L, 66-112
Dec. 11 at Akron.....L, 47-52
Dec. 15 Northwestern.....L, 70-86
Dec. 18 at Cincinnati.....L, 55-95
Dec. 20 at Ohio.....L, 42-85
Dec. 29 Central Connecticut.....W, 80-62

Jan. 8 at Eastern Illinois\*.....W, 68-57
Jan. 10 at Wright State\*.....L, 73-79
Jan. 12 Buffalo.....W, 86-78
Jan. 15 UW-Green Bay\*.....L, 67-69
Jan. 17 at Illinois-Chicago\*.....L, 71-83
Jan. 22 at Valparaiso\*.....L, 84-93
Jan. 24 Cleveland State\*.....W, 67-64
Jan. 29 Northern Illinois\*.....W, 77-66
Jan. 31 Western Illinois\*.....L, 63-71
Feb. 5 at UW-Green Bay\*.....L, 58-69
Feb. 7 at UW-Milwaukee\*.....L, 70-79
Feb. 10 at Buffalo.....L, 60-64
Feb. 12 Eastern Illinois\*.....L, 67-69
Feb. 14 Wright State\*.....L, 78-88
Feb. 19 at Northern Illinois\*.....L, 57-84
Feb. 21 at Western Illinois\*.....L, 65-69
Feb. 24 at Cleveland State\*.....L, 72-77
Feb. 26 Illinois-Chicago\*.....L, 82-84
Feb. 28 Valparaiso\*.....L, 55-70
\*Mid-Continent Conference Game

1994-95
18-10 • 10-8 Mid-Con

Nov. 30 Wilmington.....W, 59-33
Dec. 10 Akron.....W, 69-53
Dec. 13 at Northwestern.....L, 62-71
Dec. 16 vs. Murray State\*.....W, 53-48
Dec. 17 at Wright State.....W, 62-56
Dec. 20 at Niagara.....W, 78-61
Dec. 30 Thomas More.....W, 79-54
Jan. 3 at NE Illinois\*.....L, 49-58
Jan. 5 at Chicago State\*.....L, 73-83
Jan. 7 Central Connecticut\*.....L, 69-73
Jan. 9 Troy State\*.....W, 83-65
Jan. 14 Buffalo\*.....W, 70-63
Jan. 16 Robert Morris.....W, 61-59
Jan. 21 Western Illinois\*.....W, 72-54
Jan. 23 UMKC\*.....W, 67-52
Jan. 28 at Eastern Illinois\*.....W, 74-72
Jan. 30 at Valparaiso\*.....L, 58-72
Feb. 4 Chicago State\*.....L, 88-90
Feb. 6 NE Illinois\*.....W, 71-50
Feb. 11 at Troy State\*.....W, 74-69
Feb. 13 at Central Connecticut\*.....W, 63-60
Feb. 18 at Buffalo\*.....L, 72-75
Feb. 23 at UMKC\*.....W, 69-63
Feb. 25 at Western Illinois\*.....L, 75-87
Feb. 27 Valparaiso\*.....W, 79-75
March 1 Eastern Illinois\*.....L, 81-87
March 3 Troy State^.....W, 90-83
March 4 at Valparaiso^.....L, 52-77
^USAir Classic (Dayton, Ohio)
\*Mid-Continent Conference Game
^Mid-Continent Tournament

1995-96
12-15 • 7-11 Mid-Con

Nov. 28 at Northwestern.....L, 61-67
Dec. 2 Wash & Jefferson.....W, 84-44
Dec. 10 Kenyon.....W, 84-58
Dec. 12 Cleveland State.....W, 59-49
Dec. 16 at Maine.....L, 54-70
Dec. 19 at Wright State.....L, 66-74
Dec. 21 at Robert Morris.....W, 66-59
Dec. 30 Niagara.....W, 69-60
Jan. 2 at Buffalo\*.....L, 56-60
Jan. 6 at Western Illinois\*.....L, 60-64
Jan. 8 at UMKC\*.....W, 66-55
Jan. 13 NE Illinois\*.....L, 54-56
Jan. 15 Chicago State\*.....W, 89-59
Jan. 20 at Eastern Illinois\*.....L, 68-74
Jan. 22 at Valparaiso\*.....L, 63-73
Jan. 27 Troy State\*.....W, 90-80
Jan. 29 Central Connecticut\*.....L, 65-79
Feb. 1 Buffalo\*.....L, 51-53
Feb. 3 UMKC\*.....L, 59-69

Feb. 5 Western Illinois\*.....W, 73-48
Feb. 10 at Chicago State\*.....W, 87-75
Feb. 12 at NE Illinois\*.....L, 62-76
Feb. 17 Valparaiso\*.....W, 75-60
Feb. 19 Eastern Illinois\*.....W, 74-65
Feb. 22 at Central Connecticut\*.....L, 57-66
Feb. 25 at Troy State\*.....L, 88-93
March 2 vs. Western Illinois^.....L, 48-68
\*Mid-Continent Conference Game
^Mid-Continent Tournament (Moline, Ill.)

1996-97
9-18 • 4-12 Mid-Con

Nov. 26 at Notre Dame.....L, 48-69
Nov. 30 Saint Francis (Pa.).....L, 56-72
Dec. 3 at Saint Francis (Pa.).....L, 58-65
Dec. 7 LaRoche.....W, 79-56
Dec. 13 Maine.....L, 57-60
Dec. 17 at Cleveland State.....L, 61-69
Dec. 21 at Stetson.....W, 72-54
Dec. 23 at Central Florida.....W, 83-74
Dec. 30 Wright State.....W, 69-63
Jan. 2 Central Connecticut\*.....W, 68-47
Jan. 6 at Valparaiso\*.....L, 46-57
Jan. 8 at Western Illinois\*.....L, 56-67
Jan. 11 Troy State\*.....L, 63-72
Jan. 13 UMKC\*.....L, 71-73
Jan. 18 Siena.....W, 70-65
Jan. 22 at Buffalo\*.....L, 48-70
Jan. 25 at NE Illinois\*.....L, 70-76
Jan. 27 at Chicago State\*.....W, 92-82
Feb. 1 Western Illinois\*.....L, 56-72
Feb. 3 Valparaiso\*.....W, 66-64
Feb. 6 at UMKC\*.....W, 68-59
Feb. 8 at Troy State\*.....L, 64-70
Feb. 12 Buffalo\*.....L, 59-67
Feb. 15 Chicago State\*.....L, 69-74
Feb. 17 NE Illinois\*.....L, 48-55
Feb. 24 at Central Connecticut\*.....L, 52-60
March 2 vs. Western Illinois^.....L, 64-66
\*Mid-Continent Conference Game
^Mid-Con Tournament (Moline, Ill.)

1997-98
20-9 • 11-5 Mid-Con

Nov. 15 at Saint Francis (Pa.).....L, 46-60
Nov. 18 Slippery Rock.....W, 86-54
Nov. 29 at Duquesne.....W, 76-73
Dec. 3 Fairleigh Dickinson.....L, 69-75
Dec. 6 at UMKC\*.....W, 75-60
Dec. 15 Central State.....W, 103-63
Dec. 17 Loyola (Ill.).....W, 80-68
Dec. 20 at Niagara.....W, 63-60
Dec. 22 Saint Francis (Pa.).....W, 75-69
Dec. 29 vs. Troy State#.....W, 75-54
Dec. 30 at Toledo#.....L, 51-54
Jan. 3 NE Illinois\*.....W, 74-53
Jan. 5 Chicago State\*.....W, 90-63
Jan. 8 at Oral Roberts\*.....L, 81-104
Jan. 10 at Southern Utah\*.....L, 80-86
Jan. 14 Buffalo\*.....W, 81-62
Jan. 19 at Western Illinois\*.....W, 71-52
Jan. 24 at Valparaiso\*.....W, 69-66
Jan. 29 at Chicago State\*.....W, 77-70
Jan. 31 at NE Illinois\*.....W, 73-69
Feb. 5 Southern Utah\*.....W, 66-50
Feb. 7 Oral Roberts\*.....W, 90-69
Feb. 14 at Buffalo\*.....L, 57-72
Feb. 16 UMKC\*.....W, 69-47
Feb. 19 Valparaiso\*.....L, 68-70
Feb. 23 Western Illinois\*.....L, 57-66
March 1 vs. UMKC^.....W, 75-59
March 2 vs. Oral Roberts^.....W, 74-60
March 3 vs. Valparaiso^.....L, 48-67
#MVP Classic (Toledo, Ohio)
\*Mid-Continent Conference Game

^Mid-Continent Tournament (Moline, Ill.)

1998-99
14-14 • 9-5 Mid-Con

Nov. 18 at Kent.....L, 56-67
Nov. 20 Slippery Rock.....W, 69-40
Nov. 24 at Hofstra.....L, 62-65
Nov. 28 at Loyola (Chicago).....W, 66-64
Dec. 3 at Southern Utah\*.....L, 53-65
Dec. 11 vs. Idaho#.....L, 67-68
Dec. 12 vs. St. Mary's (Calif.)#.....L, 53-88
Dec. 16 at Fairleigh Dickinson.....W, 74-71
Dec. 19 Montana.....L, 74-81
Dec. 22 Hofstra.....L, 59-61
Jan. 2 IUPUI\*.....W, 68-44
Jan. 4 Oakland.....W, 71-55
Jan. 7 at Western Illinois\*.....L, 70-81
Jan. 9 at Valparaiso\*.....L, 76-83
Jan. 16 Oral Roberts\*.....W, 76-69
Jan. 18 UMKC\*.....W, 61-58
Jan. 21 Western Illinois\*.....L, 74-79
Jan. 23 at Oakland.....L, 87-89
Jan. 27 Central State.....L, 55-58
Jan. 30 at IUPUI\*.....W, 64-42
Feb. 4 Chicago State\*.....W, 55-45
Feb. 6 Southern Utah\*.....W, 75-57
Feb. 11 at Chicago State\*.....W, 75-58
Feb. 13 Valparaiso\*.....W, 61-60
Feb. 18 at Oral Roberts\*.....L, 68-72
Feb. 20 at UMKC\*.....W, 85-62
Feb. 28 vs. Southern Utah^.....W, 78-56
March 1 vs. Oral Roberts^.....L, 58-72
#Montana Power Classic (Missoula, Mont.)
\*Mid-Continent Conference Game
^Mid-Continent Tournament (Moline, Ill.)

1999-2000
12-16 • 9-7 Mid-Con

Nov. 19 Slippery Rock.....W, 92-71
Nov. 20 at No. 1 Cincinnati.....L, 67-94
Nov. 23 at Kent.....L, 56-78
Nov. 29 at Western Michigan.....L, 71-78
Dec. 2 Southern Utah\*.....W, 76-72
Dec. 4 vs. Kent%.....L, 53-72
Dec. 14 Niagara.....L, 77-82
Dec. 17 at Montana.....L, 83-103
Dec. 20 Toledo.....L, 57-63
Dec. 22 Saint Francis (Pa.).....L, 69-72
Dec. 29 vs. Tennessee State&.....W, 80-73
Dec. 30 at Chattanooga&.....W, 62-58
Jan. 6 at IUPUI\*.....W, 43-41
Jan. 8 at Oakland\*.....L, 66-85
Jan. 13 Western Illinois\*.....W, 76-59
Jan. 15 Valparaiso\*.....W, 55-49
Jan. 20 at UMKC\*.....W, 66-61
Jan. 22 at Oral Roberts\*.....L, 63-79
Jan. 27 at Western Illinois\*.....W, 59-58
Jan. 29 Oakland\*.....W, 68-65
Feb. 5 IUPUI\*.....L, 48-55
Feb. 10 at Chicago State\*.....W, 70-65
Feb. 12 at Southern Utah\*.....L, 76-85
Feb. 17 Chicago State\*.....W, 66-58
Feb. 19 at Valparaiso\*.....L, 57-65
Feb. 24 Oral Roberts\*.....L, 80-83
Feb. 26 UMKC\*.....L, 81-83
March 5 vs. Oral Roberts^.....L, 59-67
%BCA Classic (Columbus, Ohio)
&Dr. Pepper Classic (Chattanooga, Tenn.)
\*Mid-Continent Conference Game
^Mid-Con Tournament (Moline, Ill.)

2000-01
19-11 • 11-5 Mid-Con

Nov. 18 at Saint Francis (Pa.).....W, 64-63
Nov. 20 Slippery Rock.....W, 85-59
Nov. 25 Clarion.....W, 78-58
Nov. 28 Western Michigan.....W, 64-52





**ALL-TIME SCORES**

Nov. 30	at Oakland*	L, 62-63
Dec. 2	at Oral Roberts*	W, 63-62
Dec. 6	at Kent State	L, 55-76
Dec. 9	at Boston College	L, 65-93
Dec. 16	Detroit	L, 53-54
Dec. 20	vs. No. 22 Cincinnati#	L, 65-74
Dec. 21	vs. Florida Atlantic#	W, 72-53
Dec. 22	vs. Northern Iowa#	W, 79-76
Dec. 29	vs. Northern Iowa\$	W, 54-46
Dec. 30	at UW-Green Bay\$	L, 58-66
Jan. 2	at Robert Morris	W, 69-56
Jan. 4	UMKC*	W, 75-63
Jan. 6	at IUPUI*	W, 73-71
Jan. 11	at Valparaiso*	L, 51-60
Jan. 13	Southern Utah*	W, 73-67
Jan. 18	Western Illinois*	W, 84-71
Jan. 20	Chicago State*	W, 71-68
Jan. 25	at Western Illinois*	L, 116-121
Jan. 27	IUPUI*	W, 82-78
Feb. 1	at Chicago State*	W, 81-64
Feb. 8	Oral Roberts*	W, 82-70
Feb. 10	Valparaiso*	L, 68-82
Feb. 15	at Southern Utah*	L, 58-85
Feb. 17	at UMKC*	W, 75-69
Feb. 22	Oakland*	W, 88-84
March 4	vs. Oral Roberts^	L, 70-73

#Puerto Rico Holiday Classic (San Juan, P.R.)  
\$Onieda Classic (Green Bay, Wis.)  
\*Mid-Continent Conference Game  
^Mid-Con Tournament (Fort Wayne, Ind.)

**2001-02**

**5-23 • 2-14 Horizon League**

Nov. 17	at Evansville	L, 64-87
Nov. 20	Slippery Rock	W, 99-67
Nov. 25	at DePaul	L, 69-107
Nov. 29	at Valparaiso	L, 50-80
Dec. 1	at Chicago State	L, 72-81
Dec. 8	at Toledo	L, 65-79
Dec. 15	Kent State	W, 75-70
Dec. 19	Robert Morris	L, 80-87
Dec. 22	at UMKC	L, 53-68
Dec. 30	at Western Illinois	L, 79-84
Jan. 2	UW-Milwaukee*	L, 55-77
Jan. 5	Wright State*	W, 87-80
Jan. 10	at Cleveland State*	L, 58-71
Jan. 12	Butler*	L, 50-68
Jan. 17	Detroit*	L, 51-66
Jan. 19	at Loyola*	L, 63-72
Jan. 21	at Illinois-Chicago*	L, 69-85
Jan. 28	at UW-Green Bay*	L, 50-53
Jan. 31	at Wright State*	L, 69-76
Feb. 2	Loyola*	L, 55-75
Feb. 4	Illinois-Chicago*	L, 57-63
Feb. 9	at UW-Milwaukee*	L, 76-96
Feb. 14	Cleveland State*	L, 48-58
Feb. 16	at Butler*	L, 50-75
Feb. 18	at Detroit*	L, 52-63
Feb. 21	UW-Green Bay*	W, 69-55
Feb. 23	IPFW	W, 78-71
March 1	vs. UW-Green Bay^	L, 65-86

\*Horizon League Game  
^Horizon League Tournament (Cleveland)

**2002-03**

**9-20 • 4-12 Horizon League**

Nov. 22	at Indiana State	L, 56-63
Nov. 26	Slippery Rock	W, 73-52
Nov. 30	Toledo	W, 69-61
Dec. 4	at Saint Francis (Pa.)	L, 56-70
Dec. 7	Buffalo	W, 63-48
Dec. 13	Shawnee State	W, 84-69
Dec. 18	at Duquesne	L, 56-61
Dec. 21	at UMKC	L, 59-71
Dec. 28	Niagara	L, 58-66
Dec. 31	at Loyola*	L, 59-76
Jan. 6	at Oakland	L, 70-75

Jan. 9	Cleveland State*	W, 57-55
Jan. 11	at UW-Milwaukee*	L, 56-74
Jan. 13	Wright State*	W, 66-60
Jan. 18	at Butler*	L, 60-64
Jan. 23	Detroit*	L, 49-57
Jan. 25	Illinois-Chicago*	L, 76-78
Jan. 29	UW-Green Bay*	W, 77-76
Feb. 1	at Wright State*	L, 68-80
Feb. 6	Loyola*	W, 65-63
Feb. 8	at IPFW	L, 63-65
Feb. 13	at Cleveland State*	L, 76-86
Feb. 15	UW-Milwaukee*	L, 61-86
Feb. 19	at UW-Green Bay*	L, 53-69
Feb. 22	Butler*	L, 60-69
Feb. 27	at Detroit*	L, 52-86
March 1	at Illinois-Chicago*	L, 47-73
March 4	at UW-Green Bay^	W, 65-61
March 7	vs. Illinois-Chicago^	L, 59-79

\*Horizon League Game  
^Horizon League Tournament

**2003-04**

**8-20 • 4-12 Horizon League**

Nov. 22	at Niagara	L, 80-89
Nov. 26	at Toledo	L, 74-78
Nov. 29	Saint Francis (Pa.)	W, 77-61
Dec. 1	at Boston U.	L, 61-83
Dec. 3	Slippery Rock	W, 106-69
Dec. 6	at Buffalo	L, 66-86
Dec. 13	at No. 20 Pittsburgh	L, 42-57
Dec. 18	Wright State*	L, 59-69
Dec. 20	Oakland	L, 67-70
Dec. 22	UMKC	W, 73-65
Jan. 3	at Loyola*	L, 78-85
Jan. 5	at Illinois-Chicago*	L, 47-66
Jan. 8	at UW-Green Bay*	L, 52-62
Jan. 10	Cleveland State*	W, 86-82
Jan. 15	at UW-Milwaukee*	L, 74-80
Jan. 21	Butler*	L, 66-67
Jan. 24	at Cleveland State*	W, 61-59
Jan. 29	Loyola*	W, 76-75
Jan. 31	IPFW	W, 71-61
Feb. 5	at Detroit*	L, 43-64
Feb. 7	UW-Green Bay*	L, 70-73
Feb. 12	Illinois-Chicago*	L, 58-62
Feb. 14	UW-Milwaukee*	W, 85-84
Feb. 19	at Wright State*	L, 61-81
Feb. 21	at Bowling Green	L, 64-76
Feb. 25	at Butler*	L, 76-81
Feb. 28	Detroit*	L, 46-56
March 2	at Butler^	L, 57-88

\*Horizon League Game  
^Horizon League Tournament

**2004-05**

**5-23 • 2-14 Horizon League**

Nov. 21	Lock Haven	W, 70-56
Nov. 23	Slippery Rock	W, 78-60
Nov. 27	Boston U.	L, 55-71
Dec. 3	at SMS#	L, 52-88
Dec. 4	vs. SE Louisiana#	L, 55-77
Dec. 11	Bowling Green	L, 59-81
Dec. 14	Siena	L, 78-79
Dec. 18	at Wright State*	L, 51-72
Dec. 21	Loyola*	W, 76-68
Dec. 29	Saint Francis (Pa.)	L, 56-70
Dec. 31	at Duquesne	L, 54-78
Jan. 3	UIC*	L, 56-62
Jan. 6	at UW-Green Bay*	L, 55-78
Jan. 8	at Cleveland State*	L, 62-78
Jan. 12	UW-Milwaukee*	L, 42-65
Jan. 15	at IPFW	L, 59-79
Jan. 19	at Butler*	L, 37-50
Jan. 22	Cleveland State*	L, 77-78
Jan. 26	at Loyola*	L, 50-71
Feb. 3	Detroit*	W, 59-55
Feb. 5	UW-Green Bay*	L, 49-78

Feb. 10	at UIC*	L, 65-71
Feb. 12	at UW-Milwaukee*	L, 67-90
Feb. 16	Wright State*	L, 64-71
Feb. 19	Eastern Michigan	W, 74-60
Feb. 23	Butler*	L, 59-79
Feb. 26	at Detroit*	L, 47-62
March 1	at Loyola^	L, 76-79

\*Horizon League Game  
^Horizon League Tournament  
#Price Cutter Classic (Springfield, Mo.)

**2005-06**

**7-21 • 4-12 Horizon League**

Nov. 19	at Saint Francis (Pa.)	L, 58-71
Nov. 23	Slippery Rock	W, 95-53
Nov. 26	at Akron	L, 62-67
Nov. 30	Kent State	L, 69-77
Dec. 4	at Marshall	L, 70-73
Dec. 7	at Eastern Michigan	L, 71-77
Dec. 10	at St. Bonaventure	L, 58-66
Dec. 17	Duquesne	W, 72-51
Dec. 21	James Madison	W, 72-65
Dec. 28	at Siena	L, 67-75
Dec. 31	at UIC*	L, 84-85
Jan. 2	at Loyola*	W, 84-76
Jan. 5	UW-Green Bay*	W, 95-70
Jan. 7	at Detroit*	L, 63-68
Jan. 12	Wright State*	L, 60-64
Jan. 14	Cleveland State*	L, 50-63
Jan. 21	Butler*	W, 64-62
Jan. 26	UW-Milwaukee*	L, 70-78
Jan. 28	at Cleveland State*	W, 68-63
Jan. 30	at Wright State*	L, 67-81
Feb. 2	UIC*	L, 63-70
Feb. 9	at UW-Milwaukee*	L, 57-98
Feb. 11	at UW-Green Bay*	L, 58-80
Feb. 15	Detroit*	L, 54-65
Feb. 18	at Canisius	L, 68-75
Feb. 22	at Butler*	L, 64-72
Feb. 25	Loyola*	L, 84-87
Feb. 28	at Loyola^	L, 61-76

\*Horizon League Game  
^Horizon League Tournament

**2006-07**

**14-17 • 7-9 Horizon League**

Nov. 8	vs. Central Michigan&	W, 74-50
Nov. 9	at Michigan State&	L, 61-86
Nov. 13	at Duquesne	L, 75-81
Nov. 19	Slippery Rock	W, 95-57
Nov. 22	at Michigan	L, 56-65
Nov. 24	at No. 3 Ohio State	L, 57-91
Nov. 28	Canisius	L, 59-71
Dec. 2	at UIC*	L, 64-80
Dec. 5	Lock Haven	W, 70-36
Dec. 10	at UW-Milwaukee*	W, 68-65
Dec. 16	at Robert Morris	L, 78-79
Dec. 19	at James Madison	W, 78-58
Dec. 22	at Kent State	W, 62-58
Dec. 30	Loyola*	W, 76-71
Jan. 2	Akron	L, 61-70
Jan. 6	at Detroit*	L, 51-66
Jan. 11	UW-Green Bay*	L, 49-59
Jan. 13	UW-Milwaukee*	W, 81-63
Jan. 17	at No. 15 Butler*	L, 39-67
Jan. 20	Cleveland State*	W, 68-63
Jan. 24	at Wright State*	L, 49-62
Jan. 29	at Loyola*	L, 68-80
Jan. 31	No. 11 Butler*	L, 58-71
Feb. 3	UIC*	W, 92-87
Feb. 8	at UW-Green Bay*	L, 46-55
Feb. 14	Detroit*	W, 82-70
Feb. 17	Eastern Kentucky	W, 66-61
Feb. 22	Wright State*	W, 72-57
Feb. 24	at Cleveland State*	L, 55-68
Feb. 27	Detroit^	W, 82-80
March 2	vs. UW-Green Bay^%	L, 55-72

\*Horizon League Game  
^Horizon League Tournament  
%at Dayton, Ohio  
&2K Sports College Hoops Classic

**2007-08**  
**9-21 • 5-13 Horizon League**

Nov. 12	at No. 2 UCLA&	L, 52-83
Nov. 13	vs. Weber State&	W, 69-66
Nov. 16	Lock Haven	W, 95-55
Nov. 24	at Notre Dame	L, 75-87
Nov. 28	at Saint Francis (Pa.)	W, 70-65
Dec. 1	at Eastern Kentucky	L, 50-61
Dec. 5	Kent State	L, 52-59
Dec. 8	at Cleveland State*	L, 54-77
Dec. 17	Robert Morris	L, 71-74
Dec. 21	at Akron	L, 59-79
Dec. 29	Slippery Rock	W, 77-63
Jan. 3	UIC*	W, 80-68
Jan. 5	Loyola*	W, 71-61
Jan. 7	Milwaukee*	L, 39-61
Jan. 10	at Wright State*	L, 55-66
Jan. 12	at Detroit*	W, 70-66
Jan. 17	Valparaiso*	L, 61-67
Jan. 19	No. 12 Butler*	L, 69-78
Jan. 24	at Milwaukee*	L, 69-76
Jan. 26	at Green Bay*	L, 58-66
Jan. 31	at Loyola*	L, 68-69
Feb. 2	at UIC*	L, 72-86
Feb. 7	Detroit*	W, 55-48
Feb. 9	Wright State*	L, 47-50
Feb. 14	at No. 9 Butler*	L, 73-89
Feb. 16	at Valparaiso*	L, 58-77
Feb. 20	Green Bay*	W, 76-73
Feb. 23	at Buffalo	L, 82-95
March 1	Cleveland State*	L, 58-65
March 4	at UIC^	L, 59-70

\*Horizon League Game  
^Horizon League Tournament  
& O'Reilly Auto Parts CBE Classic

**2008-09**  
**11-19 • 7-11 Horizon League**

Nov. 15	Buffalo	L, 62-70
Nov. 18	at Maryland	L, 49-73
Nov. 22	Allegheny	W, 96-59
Nov. 25	at Robert Morris	L, 72-74
Nov. 29	Saint Francis (Pa.)	L, 65-66
Dec. 4	Valparaiso*	L, 57-68
Dec. 6	Butler*	L, 71-79
Dec. 15	at Kent State	L, 74-82
Dec. 19	at High Point	W, 64-61
Dec. 21	at Charlotte	L, 80-100
Dec. 29	Lock Haven	W, 81-60
Jan. 1	at Detroit*	W, 80-78
Jan. 3	at Wright State*	L, 59-60
Jan. 8	UIC*	W, 80-70
Jan. 10	Loyola*	L, 57-68
Jan. 15	at Milwaukee*	L, 50-69
Jan. 17	at Green Bay*	L, 61-78
Jan. 23	Cleveland State*	W, 64-60
Jan. 26	Akron	L, 53-67
Jan. 29	Wright State*	L, 61-67
Jan. 31	Detroit*	L, 64-68
Feb. 5	at Loyola*	W, 60-49
Feb. 7	at UIC*	W, 68-60
Feb. 12	Green Bay*	W, 77-73
Feb. 14	Milwaukee*	W, 70-68
Feb. 18	at Cleveland State*	L, 54-58
Feb. 21	Saint Peter's (N.J.)	W, 68-64
Feb. 26	at Butler*	L, 57-78
Feb. 28	at Valparaiso*	L, 59-67
March 3	UIC^	L, 68-73

\*Horizon League Game  
^Horizon League Tournament





ALL-TIME SCORES

2009-10

8-22 • 2-16 Horizon League

Table of basketball game results for the 2009-10 season, listing dates, opponents, and scores.

2010-11

9-21 • 2-16 Horizon League

Table of basketball game results for the 2010-11 season, listing dates, opponents, and scores.

2011-12

16-15 • 10-8 Horizon League

Table of basketball game results for the 2011-12 season, listing dates, opponents, and scores.

Continuation of basketball game results from the 2009-10 season, listing dates, opponents, and scores.

2012-13

18-16 • 7-9 Horizon League

Table of basketball game results for the 2012-13 season, listing dates, opponents, and scores.

YSU 100-Point Games (By Most Scored) (61)

Table listing 61 100-point games, including date, opponent, and result.







**COACH DOM ROSSELLI**

In his 38 years as the head men's basketball coach at Youngstown State University, Dom Rosselli coached in 977 basketball games and won an impressive 60 percent of those contests. But besides coaching on the hardwood, he was also the Penguins' baseball coach for 27 years and was an assistant football coach for 20 years. So to say the least he was a busy man.

His main success was on the basketball court where he finished his tenure on the YSU sideline with an overall record of 589-388. He began his YSU coaching career in 1940 after graduating from Geneva College in 1939. He coached the Penguins for two seasons before World War II duty as a Captain in the U.S. Air Force took him off the court and overseas.

Upon his return from the war, Rosselli was very involved in YSU athletics. Rosselli returned to full-time duty on the basketball court as soon as he returned from the war.

He was an assistant coach on the football team before the war and when he returned in 1946 he returned to his assistant's position until 1963. He took over the Penguin baseball program and was the coach from 1948-50. In 1958, he was back with the Penguin baseball team and for the next 24 years was a fixture in the dugout. His YSU baseball coaching record was 418-219 (.656 winning percentage), including two NAIA District Championships and three appearances in the NCAA Playoffs.

All totaled as a head basketball and base-



ball coach Rosselli had a 1,007-607 record. A Youngstown area native, basketball was his passion.

In his 38 campaigns, YSU had eight 20-win seasons, 26 winning seasons, won 19 postseason games, appeared in four NAIA National Tournaments and nine NCAA Regional Tournaments. Rosselli earned accolades for his efforts as well being named the NCAA Division IV Coach of the Year, Ohio College Coach of the Year in 1957 and 1964 and the Italian Coach of the Year in 1958.

His most successful run as the Penguins' mentor came from 1962 through 1972. In those 10 seasons, YSU never won fewer than 17 games and did not lose more than nine contests. Four of his eight 20-win years came during that span as he owned a coaching record of 197-67.

In 1963-64, Rosselli had his most successful regular season as the Penguins won a school-record 24 games finishing with a 24-3 mark.

Twice YSU advanced to the Elite Eight of the NAIA National Tournament in 1956-57 and 1957-58. Both times the Penguins won their first two games before losing in the quarterfinals.

Rosselli's area lore began when he was a quarterback at Rayen High School in the early 1930's. After graduating he was a standout football and basketball player for Geneva College.

That first year at YSU he was an assistant on Dwight Beede's football staff and Ray Sweeney's hoops staff. Rosselli and Beede first teamed up at Geneva where Beede was the football coach.

Coach Rosselli passed away in October 2008, at the age of 93, but his legacy will live on forever.

**BASKETBALL LEDGER**

Year	Record	Pct.
1940-41	14-8	.636
1941-42	9-12	.429
1946-47	13-10	.565
1947-48	10-14	.416
1948-49	9-14	.391
1949-50	3-20	.130
1950-51	16-7	.696
1951-52	16-7	.696
1952-53	10-14	.417
1953-54	11-16	.407
1954-55	10-17	.370
1955-56	12-14	.462
1956-57	23-4	.852
1957-58	23-7	.767
1958-59	19-9	.679
1959-60	11-14	.440
1960-61	21-7	.750
1961-62	16-12	.571
1962-63	18-9	.667
1963-64	24-3	.889
1964-65	20-6	.769
1965-66	19-7	.731
1966-67	18-7	.720
1967-68	17-8	.680
1968-69	19-7	.731
1969-70	22-5	.815
1970-71	19-6	.760
1971-72	22-7	.759
1972-73	10-13	.435
1973-74	10-16	.385
1974-75	19-9	.679
1975-76	17-9	.654
1976-77	22-7	.759
1977-78	16-9	.640
1978-79	13-13	.500
1979-80	17-10	.630
1980-81	13-13	.500
1981-82	8-18	.308
<b>Total</b>	<b>589-388</b>	<b>.604</b>

**BASEBALL LEDGER**

Year	Record	Pct.
1948	7-5	.583
1949	8-5	.615
1950	6-4	.600
1958	11-6	.647
1959	10-6	.625
1960	8-5	.615
1961	7-5	.583
1962	5-12	.294
1963	11-4	.733
1964	19-3	.864
1965	16-6	.727
1966	16-5	.762
1967	16-6	.727
1968	19-5	.792
1969	21-10	.677
1970	24-15	.615
1971	24-9	.727
1972	20-14	.588
1973	21-11	.656
1974	22-6	.786
1975	20-15	.571
1976	21-13	.606
1977	26-8	.765
1978	15-9	.625
1979	21-5	.808
1980	13-18	.419
1981	11-18	.379
<b>Total</b>	<b>418-219</b>	<b>.656</b>





## ***PENGUINS BASKETBALL A TO Z***

**Allen, Ronald and Alexander, Bruce** • Allen played both basketball and baseball for the Penguins. Later went on to play Major League Baseball for the St. Louis Cardinals. Alexander holds the school record in career steals, and is 10th in assists and points.

**Bevely, Tilman** • Was inducted into the Youngstown State Athletics Hall of Fame in October 2005. Scored a YSU Division I record 55 points against Tennessee Tech on Jan. 26, 1987.

**Beeghly Center** • Has been the home arena for the Penguins since December 1972.

**CIT** • The Penguins advanced to their first Division I postseason tournament after earning a berth to the CollegelInsider.com Postseason Tournament in 2012-13.

**Covington, Jeff** • The program's all-time leading scorer. He had 2,424 points in his 106-game career from 1974 through 1978. He averaged 22.9 contests per game while grabbing a total of 1,381 rebounds.

**Division I and II** • The Penguins' first season in Division I was the 1981-82 campaign. YSU was a member of the Division II ranks from the 1960-61 season through the 1980-81 campaign. YSU appeared in nine NCAA Division II Regionals.

**Ellington, Ray** • Joined the basketball program for the 1991-92 season after playing on the 1991 National Championship football team as a wide receiver.

**Fieldhouse, South** • Where the Penguins played their home games from the 1950's through the time they moved into the Beeghly Center in 1972.

**Gergely, Steve and Gaston, Phil** • Both individuals scored more than 1,000 points in their YSU careers. Gergely had 1,016 points while Gaston had 1,081.

**Haese, Craig** • Made a single-season school-record 92 3-pointers during the 2000-01 season. For his career, he drilled a school-record 198 treys on 527 attempts.

**Independent** • The Penguins were a Division I Independent from the 1988-89 season through the 1991-92 campaign. During that span, YSU played such teams as Minnesota, Clemson, South Carolina, Ohio State and Air Force.

**Johnson, Billy** • Ranks seventh in school history by scoring 1,726 total points for an average of 16.9 per game. He averaged 23.3 points during the 1969-70 season.

**Knott, Tony** • Ranks second in school history with 2,218 points. He scored 705 points during the 1955-56 season. He averaged 21.5 points per game during his career.


**Lake, Herb** • Recorded an incredible 1,848 rebounds during his career. He averaged 17.3 rebounds per game during his career from 1955-1959, including 20.5 in 1956-57.

**Mogus, Leo** • The only player in school history to go on to play professionally. He played for six seasons for seven different professional franchises from 1945-51 in the BAA and NBA. A native of Youngstown, he was also drafted by the Washington Redskins in the NFL draft following his senior season. His jersey number 40 is retired by the school.

**Nigro, Joe** • Scored 1,564 points to rank eighth in school history. Averaged 16.3 points per game between 1964-65 and 1967-68.

**Overtime** • The Guins played a six-overtime contest against Gannon on Feb. 28, 1966. In the shot-clock era, YSU played a four-overtime contest against Siena on Dec. 14, 2004.

**Peters, Dan** • Coach who ranks second in school history in victories with 78. He coached at YSU for seven seasons and was named the Mid-Continent Conference Coach of the Year in 1997-98.



Leo Mogus and Coach Dom Rosselli are two Penguin basketball icons.

**Quin Humphrey** • First Penguin in Division I school history to be named first-team all-conference in consecutive years. Led Horizon League in scoring and rebounding in 2005-06.

**Rosselli, Dom** • Spent 38 years as the men's basketball coach and also served as the head baseball coach and an assistant football coach. Finished with a 589-388 overall record, including 26 winning seasons and eight 20-win campaigns.

**Sulskis, Vytautas** • Became the 32nd player in school history to score 1,000 career points. His 1,311 career points are the sixth most since YSU joined Division I.

**Timko, Bruce and Tunstall, Ricky** • Timko ranks second in school history with 551 assists. He also finished with 1,021 points in 114 career games, a school record. Tunstall blocked a total of 221 shots in two seasons. He had 138 in 1982-83 and 83 in 1983-84.

**Underwood, Doug** • One of the most recent Penguin to score more than 1,000-points. He had 1,058 in his three seasons at YSU.

**Vivo, Tony** • Was the first player in school history to have his jersey number (36) retired. He was a two-time captain and two-time leading scorer for the Guins.

**Williamson, Marlon** • Set the school record for steals in a season with 64 during the 2002-03 campaign. Was named to the Horizon League's All-Defensive team for his efforts.

**eXtra season** • YSU has been within one game of making the NCAA Division I basketball tournament on two occasions. In 1985, YSU lost in the Ohio Valley Conference title game to Middle Tennessee State while in 1998, the Penguins lost to Valpo in the Mid-Con title tilt.

**Yugovich, Mickey** • Ranks fourth in school history by scoring 1,917 points from the 1956-57 season through the 1959-60 campaign. Also is third with 1,280 career rebounds.

**Zeigler, Dave** • In two years, he scored 1,288 points for YSU. He scored 623 points as a freshman and 665 points as a sophomore. He averaged 26.3 points per contest in his 49 career games.

