



RECORD BOOK PAGE GUIDE



| | | | |
|-----------------------------|-------|-------------------------------------|-------|
| Stambaugh Stadium | 2-3 | Top Rushing Performances | 49-50 |
| All-Americans | 4 | Additional All-Conference Honorees | 51 |
| MVFC All-Conference | 5 | Additional All-Americans | 52 |
| Academic Honors | 6 | Tressel Legacy | 53 |
| Professional Players | 7-8 | Standouts in the NFL | 54 |
| All-Time Letterwinners | 9-14 | Records vs. Opponents | 55 |
| Individual Game Records | 15-16 | Home Attendance/Homecoming | 56 |
| Longest Plays | 17 | Additional Records | 57-61 |
| Individual Season Records | 18-19 | Miscellaneous Marks | 62 |
| Individual Career Records | 20-21 | FCS Playoff Success | 63 |
| Top 20 Career Leaders | 22 | 1991 National Champions | 64 |
| Team Records | 23-25 | 1993 National Champions | 65 |
| Season-by-Season Statistics | 26-28 | 1994 National Champions | 66 |
| Team Season Records | 29-30 | 1997 National Champions | 67 |
| Annual Individual Leaders | 31-34 | Division II Playoff History | 68 |
| Results vs. Ranked Foes | 35 | FCS Finalist Teams | 69-71 |
| Results vs. FBS Schools | 35 | Playoff Records | 72-74 |
| Coaching Records | 36 | Division I Transfers | 75 |
| All-Time Assistants | 37 | California Junior College Transfers | 76 |
| All-Time Results | 38-40 | Sunshine Penguins | 77 |
| Season-By-Season Results | 41-44 | Starting Lineups | 78-83 |
| Team Awards | 45 | Overtime Recaps | 84 |
| YSU Football A to Z | 46 | Thrillers and Narrow Wins | 85 |
| Top Receiving Performances | 47 | Best Comebacks | 86 |
| Top Passing Performances | 48 | Retired Jerseys | 87 |





'ICE CASTLE' HAS BEEN SUCCESSFUL HOME FACILITY SINCE 1982



A total of 17 playoff games have been played in Stambaugh with YSU owning a 16-1 mark, including two wins in 2016.

The home of the Youngstown State football team has seen plenty of changes as it enters its 36th season in 2017. While the Penguins continue their winning tradition, Stambaugh Stadium continues to be one of the top facilities in all the FCS.

Now in its 36th official season of sitting high above the Youngstown State campus, the complex features an HD videoboard, new Musco Lighting and an upgraded seating area. More changes are on the way with the addition of the Don Constantini Multimedia Center which is slated to open before the 2018 season on the east side of the facility.

Affectionately referred to as the "Ice Castle", Arnold D. Stambaugh Stadium is the tallest building in the city and offers tremendous views in all directions. YSU's first game at the stadium was on Sept. 4, 1982, against nearby rival Akron, and the Penguins have enjoyed quite the home-field advantage. They have won over 75 percent of their games at Stambaugh, and they enter the 2017 campaign with an impressive 164-54-1 record in 35 campaigns, including a perfect 8-0 record in 2016.

Only four times in 33 seasons have the Penguins failed to finish above .500 at Stambaugh Stadium. In the playoffs, YSU is 16-1 having won 16 straight since losing their first-ever home playoff tilt in November 1990. Since 1996, the Guins have posted a stellar mark of 98-34. Since 1989, YSU is an impressive 144-37-1, including undefeated seasons in 1993, 1994, 2005 and 2016.

One of the finest FCS facilities in the country with the largest seating capacity in the MVFC at 20,630, many tweaks and upgrades through the years have ensured a field-field advantage and kept the complex a cutting-edge facility.

In 2015, a new state-of-the-art videoboard enhanced the North end

zone. Installed by LED3 of Canfield, the new Absen LED board is triple the size of the previous video screen. The scoreboard at the south end features an OES scoring system that will be huge improvement in visibility.

A major lighting project has enhanced Stambaugh Stadium's television appeal while improving the overall appearance of the facility. In the general seating areas, water-proofing maintenance will increase the longevity of the complex.

Built with seating for 17,000 fans only on the west side, Stambaugh entered a new era in 1997 when it underwent a \$5.5 million addition.

Prior to the 1997 campaign, the number of loges (luxury suites) was expanded from 12 to 26. The Watson Media Center, one of the best press facilities in the FCS, was added onto the second level of the complex. The DeBartolo Stadium Club, which overlooks the Mahoning Valley, is located on the main loge area. Seating for more than 3,000 was added on the east side to bring the capacity to 20,630.

Three times the playing surface has been replaced, most recently in the summer of 2011. SCG installed a Shaw Sportex PowerBlade HP+ synthetic turf system, which combines the appearance of natural

| TOP 10 CROWDS | |
|-------------------------------|-------------------------|
| 1 YSU vs. UNI | 21,119 • Oct. 14, 2000 |
| 2 YSU vs. Indiana State | 20,813 • Oct. 28, 2000 |
| 3 YSU vs. Buffalo | 20,519 • Oct. 11, 1998 |
| 4 YSU vs. Southern Illinois | 20,380 • Oct. 17, 1998 |
| 5 YSU vs. Cal Poly | 19,682 • Oct. 16, 1999 |
| 6 YSU vs. Missouri State | 19,617 • Sept. 29, 2007 |
| 7 YSU vs. Western Illinois | 19,331 • Sept. 22, 2001 |
| 8 YSU vs. UNI | 19,321 • Oct. 21, 2006 |
| 9 YSU vs. UNI | 19,277 • Sept. 22, 2012 |
| 10 YSU vs. Illinois State | 19,171 • Oct. 20, 2001 |



STAMBAUGH STADIUM



Vs. OPPONENTS

| Opponent | Record |
|---------------------|--------|
| Akron | 5-2 |
| Albany | 1-0 |
| Alcorn State | 1-0 |
| Ashland | 1-0 |
| Austin Peay | 4-0 |
| Bloomsburg | 1-0 |
| Buffalo | 2-1 |
| Butler | 2-0 |
| Cal Poly | 1-0 |
| CCSU | 2-0 |
| Central Florida | 1-1 |
| Central Michigan | 0-1 |
| Central State | 1-0 |
| Cincinnati | 0-1 |
| Clarion | 5-0 |
| Dayton | 1-0 |
| Delaware | 0-1 |
| Delaware State | 2-0 |
| Duquesne | 3-0 |
| Eastern Illinois | 1-1 |
| Eastern Kentucky | 2-3 |
| Eastern Michigan | 2-2 |
| Edinboro | 5-0 |
| Elon | 1-0 |
| Florida A&M | 2-0 |
| Florida Atlantic | 0-1 |
| Fla. International | 0-1 |
| Georgia Southern | 2-0 |
| Hampton | 1-0 |
| Hofstra | 2-0 |
| Idaho | 1-0 |
| Illinois State | 8-5 |
| Indiana (Pa.) | 1-0 |
| Indiana State | 10-3 |
| James Madison | 2-1 |
| Kent State | 2-0 |
| Liberty | 3-2 |
| Lock Haven | 1-0 |
| Maine | 2-0 |
| Marshall | 0-1 |
| McNeese State | 1-1 |
| MTSU | 2-1 |
| Missouri State | 8-2 |
| Montana | 1-0 |
| Morehead State | 3-1 |
| Morgan State | 3-0 |
| Murray State | 1-1 |
| New Haven | 1-0 |
| Nicholls State | 0-1 |
| North Alabama | 1-0 |
| North Carolina A&T | 1-0 |
| North Dakota St. | 1-4 |
| Northeastern | 5-0 |
| Northern Iowa | 4-9 |
| Northwestern State | 1-0 |
| Ohio | 1-0 |
| Robert Morris | 3-0 |
| Saint Francis (Pa.) | 3-0 |
| Samford | 4-0 |
| Slippery Rock | 11-0 |
| South Dakota | 3-0 |
| South Dakota State | 2-4 |
| Southern Illinois | 7-4 |
| Southern Utah | 1-0 |
| Stephen F. Austin | 0-1-1 |
| Stony Brook | 1-0 |
| Tennessee Tech | 3-0 |
| Towson State | 2-0 |
| UC Davis | 1-0 |
| Valparaiso | 2-0 |
| Villanova | 2-0 |
| Western Illinois | 8-3 |
| Western Kentucky | 2-3 |
| Wingate | 1-0 |
| Wofford | 2-0 |



New turf was installed in the facility during the summer of 2011.

grass with the engineered performance of modern synthetic turf, in 2011. It is specially designed to enhance speed and performance while providing for maximum player safety.

Previous turf replacements occurred in 2002 when SprinTurf was installed and in 1991 when AstroTurf replaced the original playing surface.

In 2006, a new concourse elevator became the latest enhancement.

From the summer of 2008 through February 2009, the football office suites were renovated, the loge complex was repainted and all hallways were tiled. Updated carpet was installed in the DeBartolo Stadium Club. Tile was also installed in the classrooms, and numerous painting makeovers occurred.

In 2009, the chairback seats were replaced while the baseball locker room was moved to its own area out of the football locker area. After the season, a new football lounge was created. It features eight couches, three reclining chairs, numerous flat-screen TVs, video-game players and plenty of space for the team to relax.

Following the 2010 campaign, the locker room underwent further updates. A new entrance hallway was created while a ceiling was added to the main locker room area. Highlighting the ceiling is a hanging "Y" as well as a "Protect this House" - a slogan of Under Armour.

A conference room was built in 2012 for use by all sports, YSU athletics staff and press conferences.

Prior to 2014, the weight room was enhanced and nearly doubled in size, all exterior doors were replaced, a state-of-the art cooling tub was installed for use by all student-athletes in the Athletic Training area and numerous painting projects were completed. A dining hall was also created and is open throughout the week for use by all YSU staff and students.

STAMBAUGH STADIUM YEAR-BY-YEAR

| Year | Games | Record | Attendance | Avg. | Largest Crowd |
|---------------|------------|-----------------|------------------|---------------|--------------------------------|
| 1982 | 5 | 3-2 | 43,242 | 8,648 | 15,833 vs. Akron |
| 1983 | 6 | 3-3 | 37,292 | 6,215 | 13,349 vs. Eastern Kentucky |
| 1984 | 5 | 4-1 | 42,871 | 8,574 | 12,273 vs. Eastern Michigan |
| 1985 | 6 | 4-2 | 49,968 | 8,328 | 13,020 vs. Florida A&M |
| 1986 | 5 | 2-3 | 42,403 | 8,481 | 12,341 vs. Nicholls State |
| 1987 | 5 | 4-1 | 43,425 | 8,685 | 9,732 vs. Morehead State |
| 1988 | 6 | 3-3 | 43,830 | 7,305 | 13,231 vs. Akron |
| 1989 | 7 | 6-1 | 54,520 | 7,789 | 9,387 vs. Northeastern |
| 1990 | 7 | 6-1 | 88,662 | 12,666 | 17,002 vs. Ohio |
| 1991 | 8 | 7-1 | 92,954 | 11,619 | 17,003 vs. Samford |
| 1992 | 7 | 6-1 | 83,547 | 11,935 | 16,826 vs. James Madison |
| 1993 | 9 | 9-0 | 96,457 | 10,717 | 15,194 vs. Samford |
| 1994 | 10 | 9-0-1 | 161,810 | 16,181 | 17,795 vs. Alcorn State |
| 1995 | 7 | 2-5 | 91,944 | 13,135 | 17,063 vs. Stephen F. Austin |
| 1996 | 6 | 5-1 | 75,508 | 12,585 | 15,263 vs. Northwestern State |
| 1997 | 8 | 7-1 | 117,766 | 14,721 | 20,519 vs. Buffalo |
| 1998 | 6 | 4-2 | 97,818 | 16,303 | 20,380 vs. Southern Illinois |
| 1999 | 8 | 7-1 | 150,887 | 16,765 | 19,682 vs. Cal Poly |
| 2000 | 6 | 5-1 | 108,656 | 18,109 | 21,119 vs. UNI |
| 2001 | 7 | 6-1 | 114,231 | 16,319 | 19,171 vs. Illinois State |
| 2002 | 6 | 4-2 | 103,046 | 17,174 | 18,879 vs. Indiana State |
| 2003 | 7 | 3-4 | 112,026 | 16,004 | 17,803 vs. Slippery Rock |
| 2004 | 6 | 3-3 | 88,017 | 14,670 | 16,837 vs. Southern Illinois |
| 2005 | 6 | 6-0 | 87,261 | 14,544 | 16,809 vs. Illinois State |
| 2006 | 8 | 7-1 | 121,269 | 15,159 | 19,321 vs. UNI |
| 2007 | 7 | 6-1 | 113,045 | 16,149 | 19,617 vs. Missouri State |
| 2008 | 6 | 3-3 | 86,981 | 14,497 | 18,978 vs. Liberty |
| 2009 | 5 | 3-2 | 70,272 | 14,054 | 16,727 vs. Missouri State |
| 2010 | 6 | 3-3 | 90,661 | 15,110 | 17,660 vs. Southern Illinois |
| 2011 | 6 | 4-2 | 82,867 | 13,811 | 18,543 vs. Illinois State |
| 2012 | 6 | 5-1 | 84,229 | 14,038 | 19,277 vs. UNI |
| 2013 | 7 | 5-2 | 94,539 | 13,506 | 16,593 vs. Illinois State |
| 2014 | 7 | 5-2 | 84,669 | 12,096 | 16,378 vs. Saint Francis (Pa.) |
| 2015 | 6 | 3-3 | 89,125 | 14,854 | 17,715 vs. Illinois State |
| 2016 | 8 | 8-0 | 99,508 | 12,438 | 19,033 vs. Robert Morris |
| 2017 | 6 | 4-2 | 85,220 | 14,203 | 17,450 vs. South Dakota State |
| Totals | 231 | 174-62-1 | 3,045,837 | 13,185 | 21,119 vs. UNI (2000) |

Winning Percentage: .755

Unbeaten Regular Seasons | 1990 • 1993 • 1994 • 2005 • 2016

Playoff Record | 16-1 (Won 16 consecutive)

Homecoming Record | 23-10

Dedication Game | Akron 20, YSU 19 • Sept. 4, 1982

Groundbreaking Date | August 9, 1978

Most Wins | 9, 1993 and 1994 • **Most Defeats** | 5, 1995

Crowds of 20,000 Plus | 4 • **Crowds of 19,000 Plus** | 10

Milestone Victories

1 | YSU 37, Tennessee Tech 14 • Sept. 18, 1982

25 | YSU 45, Morgan State 22 • Sept. 30, 1989

50 | YSU 42, Delaware State • Oct. 9, 1993

75 | YSU 44, Kent State 23 • Sept. 6, 1997

100 | YSU 41, Missouri State 20 • Oct. 13, 2001

170 | YSU 30, Wofford 23 • Dec. 10, 2016



ALL-AMERICANS



Associated Press First Team

- 2006 Marcus Mason, TB
- 2001 Pat Crummey, OT
- 2000 Tim Johnson, LB
- 1997 Harry Deligianis, DT
- 1997 Matt Hogg, OT
- 1994 Lester Weaver, FS
- 1994 Chris Sammarone, C
- 1994 Leon Jones, LB
- 1993 Drew Gerber, OT
- 1992 Dave Roberts, DB
- 1991 Pat Danko, DL
- 1990 Tony Bowens, DL
- 1989 Paul Soltis, LB
- 1988 Jim Zdelar, OT
- 1982 Paris Wicks, RB
- 1981 Paris Wicks, RB
- 1979 Jeff Lear, OT

Second Team

- 2016 Derek Rivers, DE
- 2013 Chris Elkins, C
- 2007 Brad Samsa, OL
- 2006 Ryan Jewell, C
- 2006 Jason Perry, CB
- 2005 Codera Jackson, CB
- 2002 P.J. Mays, TB
- 2001 LeVar Greene, DB
- 1999 Ian Dominelli, LB
- 1997 Todd Kollar, OT
- 1997 Dwyte Smiley, FS
- 1994 Randy Smith, DB
- 1988 Paul Soltis, LB
- 1987 Paul Soltis, LB
- 1978 Ed McGlasson, C

Third Team

- 2016 Jody Webb, AP
- 2016 LeRoy Alexander, S
- 2015 Derek Rivers, DE
- 2009 Mychal Savage, DL
- 2008 Brad Samsa, OL
- 2006 Codera Jackson, CB
- 1999 Ian Shirey, C
- 1995 Jermaine Hopkins, LB
- 1994 Ray Miller, OT
- 1993 Dave Burch, DL
- 1989 Robert Fozkos, K
- 1986 Rick Shepas, WR
- 1984 Pat Toler, LB
- 1983 John Goode, TE
- 1981 Tom Cullen, DE
- 1979 Kevin Statzer, SS
- 1979 Jim Ferranti, WR
- 1969 Dave DelSignore, WR

Honorable Mention

- 1987 Trenton Lykes, QB
- 1987 Elliott Fedd, TE
- 1987 Rod Henderson, DB
- 1985 Rick Shepas, WR
- 1985 Nick Xides, P
- 1984 Chris Stec, DE
- 1984 Mike Hardie, FB
- 1984 Frank Pokorny, TE
- 1984 Nick Xides, P
- 1983 Rick Brunot, OT
- 1982 Rick McDonald, OT
- 1979 Keith Snoddy, QB

- 1979 Terry Dittmer, NG
- 1979 Robby Robson, TB
- 1979 Tom Clifford, OG
- 1979 Tom Harder, DE
- 1978 Marschell Brumfield, TB
- 1978 Greg Fitzpatrick, LB
- 1978 Quentin Lowry, DE
- 1978 Jim Ferranti, WR

Stats/ Sports Network First Team

- 2009 Mychal Savage, DT
- 2006 Ryan Jewell, C
- 2006 Marcus Mason, TB
- 2001 Pat Crummey, OT
- 2001 LeVar Greene, CB
- 2000 Tim Johnson, LB
- 1999 Ian Dominelli, LB
- 1997 Harry Deligianis, DT
- 1997 Matt Hogg, OT
- 1994 Lester Weaver, FS
- 1994 Chris Sammarone, C
- 1994 Randy Smith, KR
- 1992 Dave Roberts, DB
- 1992 Jeff Wilkins, PK
- 1990 Tony Bowens, DL
- 1989 Paul Soltis, LB

Second Team

- 2016 Derek Rivers, DE
- 2006 Jason Perry, CB
- 2005 Codera Jackson, CB
- 2002 P.J. Mays, TB
- 1999 Dwyte Smiley, FS
- 1999 Ian Shirey, C
- 1994 Randy Smith, DB
- 1993 Jeff Wilkins, PK
- 1993 Tamron Smith, TB
- 1991 Pat Danko, DL
- 1988 Paul Soltis, LB

Third Team

- 2015 Derek Rivers, DE
- 2013 Chris Elkins, C
- 2007 Mychal Savage, DT
- 1998 Dwyte Smiley, FS
- 1997 Todd Kollar, OT
- 1995 Jermaine Hopkins, LB

Honorable Mention

- 2008 Brad Samsa, OL
- 2007 Brian Palmer, PK
- 2007 Brad Samsa, OT
- 2007 James Terry, LB
- 1995 Leon Jones, LB
- 1994 Leon Jones, LB
- 1994 Ray Miller, OT
- 1993 Jeff Wilkins, P
- 1992 Tamron Smith, TB


AFCA

- 2008 Brad Samsa, OL
- 2006 Marcus Mason, TB
- 2001 Pat Crummey, OT
- 2000 Tim Johnson, LB
- 1997 Harry Deligianis, DT
- 1997 Matt Hogg, OT
- 1995 Leon Jones, LB
- 1994 Leon Jones, LB
- 1994 Lester Weaver, FS
- 1993 Tamron Smith, RB
- 1992 Dave Roberts, DB
- 1990 Tony Bowens, DL
- 1989 Paul Soltis, LB
- 1980 Jeff Gergel, LB
- 1979 Jim Ferranti, WR
- 1978 Ed McGlasson, C
- 1975 Don Calloway, SS
- 1974 Don Calloway, SS

Formerly Known As:
Kodak | 1960-93
Schooner's International | 1994
Burger King | 1997-99

Walter Camp

- 2006 Ryan Jewell, C
- 2006 Marcus Mason, TB
- 2001 LeVar Greene, CB
- 2001 Pat Crummey, OT
- 2000 Tim Johnson, LB
- 1999 Ian Dominelli, LB
- 1999 Ian Shirey, C
- 1998 Dwyte Smiley, FS
- 1997 Matt Hogg, OT
- 1997 Todd Kollar, OT
- 1995 Leon Jones, LB
- 1995 Jermaine Hopkins, LB
- 1993 Jeff Wilkins, K
- 1992 Dave Roberts, DB
- 1990 Tony Bowens, DL



Ian Dominelli was an All-America pick in 1999.



Leon Jones was a two-time All-American.



Center Ryan Jewell was a Walter Camp and first-team Sports Network All-American in 2006.



Center Brad Samsa was an AFCA All-American in 2008.



Paris Wicks was a two-time All-America selection.



Dave Roberts was an All-American in 1992.




ACADEMIC HONORS




Scott Thiessen
Free Safety
First Team | 2003




Stephen Blose
Placekicker
Second Team | 2010



John Quintana
Tight End
First Team | 1993




Anthony Pannunzio
Cornerback
First Team | 1999



Dave Garden
Running Back
Second Team | 1975



Sam Barbera
Defensive Tackle
First Team | 1978



Tight End John Quintana was the first Division I Academic All-America selection in school history.

Honors and Awards

NCAA Elite 90 Award

2016 Hunter Wells, QB

NFF National Scholar-Athlete

2017 Hunter Wells, QB
2015 Steve Zaborsky, DT
2014 Nate Adams, TE
2013 Kurt Hess, QB
2011 Andrew Johnson, DT
2010 Stephen Blose, PK
2009 Ben Nowicki, P
2008 Brad Samsa, OL
2007 Tom Zetts, QB
2006 Ryan Jewell, C
1998 Anthony Pannunzio, CB*

CoSIDA Academic

All-Americans

2015 Steve Zaborsky, DT (2nd)
2010 Stephen Blose, PK (2nd)
2003 Scott Thiessen, FS
1998 Anthony Pannunzio, CB
1993 John Quintana, TE
1978 Sam Barbera, DT
1975 Dave Garden, RB (2nd)

First-Team CoSIDA Academic All-District

2015 Steve Zaborsky, DT
2013 Torrian Pace, TB
2013 Steve Zaborsky, DT
2012 Torrian Pace, TB
2011 Torrian Pace, TB
2010 Stephen Blose, PK
2009 Brian Mellott, OL
2009 Stephen Blose, PK
2008 Stephen Blose, PK
2007 Bob Perez, SS
2003 Scott Thiessen, FS
2001 Antulio Aroche, DB
2001 Mike Thomas, LB
1999 Anthony Rozzo, P
1999 Shawn Billker, OT
1998 Anthony Pannunzio, CB
1997 Anthony Pannunzio, CB
1997 J.J. Stefancin, P
1993 John Quintana, TE
1981 Joe Schartner, LB

Second-Team CoSIDA Academic All-District

2008 Brian Mellott, OL
2007 Tom Zetts, QB
2006 Bob Perez, FS
2006 Ryan Jewell, C
2005 Justin Scholes, DE
2005 Ryan Jewell, C
2004 Justin Scholes, DE
2003 Chris DiMauro, FB

FCS Academic All-Star

2013 Kurt Hess, QB
2012 Kurt Hess, QB
2012 Nick DeKraker, DT
2011 Marc Kanetsky, QB
2011 Andrew Johnson, DT

2010 Stephen Blose, PK
2009 Brian Mellott, OL
2009 Stephen Blose, PK
2008 Brad Samsa, OL
2008 Tom Krupko, CB
2007 Bob Perez, SS
2007 Tom Zetts, QB
2006 Tom Zetts, QB
2006 Ryan Jewell, C
2005 Tom Zetts, QB
1999 Anthony Rozzo, P
1998 Anthony Pannunzio, CB

NFF Hampshire Honor Society


2017 Hunter Wells, QB
2017 Justin Spencer, OT
2017 Shane Kuhn, TE
2016 Jacob Wood, TE
2015 Steve Zaborsky, DT
2015 Eric Myers, DE
2014 Nate Adams, TE
2014 Donald D'Alesio, SS
2013 Dom Rich, LB
2013 D.J. Moss, DT
2013 Torrian Pace, TB
2013 Kurt Hess, QB
2012 David Brown, PK
2012 D.J. Main, OT
2012 Nick DeKraker, DT
2011 Andrew Johnson, DT
2011 Marc Kanetsky, QB
2011 Nathan Schkurko, LS
2010 Stephen Blose, PK
2010 Kyle Banna, FB
2010 Eric Rodemover, OG
2010 Luke Matelan, DE
2009 Aaron Pitts, WR
2009 Drave Ersery, LB
2009 Brian Mellott, OL
2009 Ben Nowicki, P
2008 Brad Samsa, OL
2007 Bob Perez, SS
2007 Tom Zetts, QB
2006 Ryan Jewell, C

MVFC President's Academic Excellence

2017 Hunter Wells, QB
2016 Jacob Wood, TE
2014 Donald D'Alesio, SS
2013 Nate Adams, TE
2012 Nick DeKraker, DT
2012 Dom Rich, LB
2011 Marc Kanetsky, QB
2010 Kyle Banna, FB
2010 Stephen Blose, PK
2010 Erik Johnson, P
2009 Brian Mellott, OL
2009 Tom Krupko, CB
2008 Tom Zetts, QB
2008 Bob Perez, SS
2006 Matt Brouse, OG
2005 Matt Porter, DT
2004 Scott Thiessen, FS
2000 Jared Zwick, WR/QB
2000 Bill Ruggles, FB
2000 Shawn Billker, OT
1999 Anthony Pannunzio, CB
1998 J.J. Stefancin, P



QB Tom Zetts was a three-time FCS Academic All-Star.



DT Nick DeKraker earned a \$5,000 scholarship in 2012.



PROFESSIONAL PLAYERS



NFL PLAYERS (24)


| | |
|-------------------------------|---------------|
| Tony Aiello • RB | |
| Brooklyn Tigers | 1944 |
| Detroit Lions | 1944 |
| Al Campana • RB/DB | |
| Chicago Bears | 1950-53 |
| Chicago Cardinals | 1953 |
| Craig Cotton • TE | |
| Detroit Lions | 1969-72 |
| Chicago Bears | 1973 |
| San Diego Chargers | 1975 |
| Lorenzo Davis • RB | |
| Pittsburgh Steelers | 1990 |
| Kenneth Durden • DB | |
| Oakland Raiders | 2006 |
| Sloko Gill • OL | |
| Detroit Lions | 1942 |
| Ralph Goldston • RB | |
| Philadelphia Eagles | 1952, 1954-55 |
| John Goode • TE | |
| Philadelphia Eagles | 1983-84 |
| St. Louis Cardinals | 1984 |
| Ron Jaworski • QB | |
| Los Angeles Rams | 1974-76 |
| Philadelphia Eagles | 1977-86 |
| Miami Dolphins | 1987-88 |
| Kansas City Chiefs | 1989 |
| Tim Johnson • LB | |
| Baltimore Ravens | 2001, 2006 |
| Oakland Raiders | 2002-05 |
| Donald Jones • WR | |
| Buffalo Bills | 2010-12 |
| Larry Jordan • DE | |
| Denver Broncos | 1962, 1964 |
| Quentin Lowry • LB | |
| Washington Redskins | 1981-83 |
| Tampa Bay Buccaneers | 1983 |
| Marcus Mason • RB | |
| Washington Redskins | 2007 |
| Rick McDonald • OL | |
| Philadelphia Eagles | 1983 |
| Paul McFadden • PK | |
| Philadelphia Eagles | 1984-87 |
| New York Giants | 1988 |
| Atlanta Falcons | 1989 |
| Ed McGlasson • OL | |
| New York Jets | 1979 |
| Los Angeles Rams | 1980 |
| New York Giants | 1981 |
| Rod Morris • DT | |
| San Francisco 49ers | 1981 |
| Avery Moss • DE | |
| New York Giants | 2017 |
| Frank Pokorny • TE | |
| Pittsburgh Steelers | 1985 |
| Brandian Ross | |
| Oakland Raiders | 2012-14 |
| Miami Dolphins | 2014 |
| San Diego Chargers | 2015 |
| Denver Broncos | 2016 |
| Cliff Stoudt • QB | |
| Pittsburgh Steelers | 1977-83 |
| St. Louis Cardinals | 1986-88 |
| Miami Dolphins | 1989 |
| Russell Stuvaints • LB | |
| Pittsburgh Steelers | 2003-05 |
| Bob Thompson • RB | |
| Denver Broncos | 1987 |
| Jeff Wilkins • PK | |
| Philadelphia Eagles | 1994 |
| San Francisco 49ers | 1995-96 |
| St. Louis Rams | 1997-2007 |



TB Marcus Mason spent time with the Jets, Redskins and Ravens during his NFL career.



WR Donald Jones caught a touchdown pass for Buffalo during the 2010 season.



LB Tim Johnson spent five years in the NFL playing for Baltimore and Oakland.

Signed Professional Contracts

| | |
|-------------------------|------------------------|
| Nazih Banna | Miami (NFL) |
| Dominique Barnes | Detroit (NFL) |
| Tony Bowens | San Francisco (NFL) |
| Trent Boykin | Hamilton (CFL) |
| Rick Brunot | Denver (NFL) |
| Jamaine Cook | Cleveland (NFL) |
| Pat Crummev | New York Giants (NFL) |
| Harry Deligianis | Jacksonville (NFL) |
| Green Bay (NFL) | Carolina (NFL) |
| Dave DelSignore | San Francisco (NFL) |
| Jerry Dunlap | Calgary (CFL) |
| Kenneth Durden | Oakland (NFL) |
| Chris Elkins | Pittsburgh (NFL) |
| Jim Ferranti | Pittsburgh (NFL) |
| Jake Ferro | Miami Dolphins (NFL) |
| Greg Fitzpatrick | Dallas Cowboys (NFL) |
| Rudy Florio | British Columbia (CFL) |
| Ralph Goldston | Hamilton (CFL) |
| Joe Guido | Ottawa (CFL) |
| Archie Herring | Cleveland (NFL) |
| Matt Hogg | Detroit (NFL) |
| Bill House | Cleveland (NFL) |
| Donald Jones | Buffalo (NFL) |
| John Kinch | Hamilton (CFL) |
| Todd Kollar | Buffalo (NFL) |
| Quentin Lowry | Dallas (NFL) |
| Paris Wicks | Washington (NFL) |
| Robert Thompson | Toronto (CFL) |
| Cliff Stoudt | Birmingham (USFL) |
| Brandon Summers | Winnipeg (CFL) |
| Bruce Taupier | British Columbia (CFL) |
| Tony Tellington | Miami (NFL) |
| Robert Thompson | New Orleans (NFL) |
| Khary Williams | Calgary (CFL) |
| Jim Zdelar | Miami (NFL) |
| Ron Mackie | Saskatchewan (CFL) |
| Lamar Mady | Oakland (NFL) |
| Marcus Mason | San Diego (NFL) |
| Willis Marshall | Calgary (CFL) |
| Avery Moss | Oakland Raiders (NFL) |
| Carey Orosz | Los Angeles Rams (NFL) |
| Jeff Patterson | Montreal (CFL) |
| Al Perl | Pittsburgh (NFL) |
| David Rivers | Green Bay (NFL) |
| Derek Rivers | New England (NFL) |
| Brandian Ross | Green Bay (NFL) |
| Farris Scott | Toronto (CFL) |
| Will Shaw | Philadelphia (NFL) |
| Kyle Smith | Minnesota (NFL) |
| Paul Soltis | Sacramento (USFL) |
| Aronde Stanton | Calgary (CFL) |
| Kevin Statzer | Pittsburgh (NFL) |
| Brandon Summers | Winnipeg (CFL) |
| Bruce Taupier | British Columbia (CFL) |
| Tony Tellington | Miami (NFL) |
| Robert Thompson | New Orleans (NFL) |
| Khary Williams | Calgary (CFL) |
| Jim Zdelar | Miami (NFL) |
| Jeff Patterson | Montreal (CFL) |
| Al Perl | Pittsburgh (NFL) |
| David Rivers | Green Bay (NFL) |
| Derek Rivers | New England (NFL) |
| Brandian Ross | Green Bay (NFL) |
| Farris Scott | Toronto (CFL) |
| Will Shaw | Philadelphia (NFL) |
| Kyle Smith | Minnesota (NFL) |
| Paul Soltis | Sacramento (USFL) |
| Aronde Stanton | Calgary (CFL) |
| Kevin Statzer | Pittsburgh (NFL) |
| Brandon Summers | Winnipeg (CFL) |
| Bruce Taupier | British Columbia (CFL) |
| Tony Tellington | Miami (NFL) |
| Robert Thompson | New Orleans (NFL) |
| Khary Williams | Calgary (CFL) |
| Jim Zdelar | Miami (NFL) |



DB Brandian Ross played for the Oakland Raiders from 2012-14.



PROFESSIONAL PLAYERS



Penguins In The Super Bowl

| Player | Team | Year |
|-------------------|------------------|------|
| Cliff Stoudt | Pittsburgh • | 1979 |
| Cliff Stoudt | Pittsburgh • | 1980 |
| Ed McGlasson | Los Angeles Rams | 1980 |
| Ron Jaworski | Philadelphia | 1981 |
| Quentin Lowry | Washington • | 1983 |
| Jeff Wilkins | St. Louis Rams • | 2000 |
| Jeff Wilkins | St. Louis Rams | 2002 |
| Tim Johnson | Oakland | 2003 |
| Russell Stuvaints | Pittsburgh • | 2006 |

• Indicates Super Bowl Champion

Penguins In the Pro Bowl

| Player | Team | Year |
|---------------|----------------|------|
| Ron Jaworski | Philadelphia | 1980 |
| Paul McFadden | Philadelphia | 1984 |
| Paul McFadden | Philadelphia | 1985 |
| Jeff Wilkins | St. Louis Rams | 2003 |

Penguins In the World Bowl

| Player | Team | Year |
|-------------|-----------|------|
| Matt Hogg | Barcelona | 1991 |
| Tim Johnson | Rhein | 2002 |
| Pat Crummey | Rhein | 2003 |

Penguins in the Arena Bowl

| Player | Team | Year |
|-----------------|----------------|------|
| Willis Marshall | Colorado • | 2005 |
| Willis Marshall | Grand Rapids • | 2001 |

• Indicates Arena Bowl Champion



Ed McGlasson




Quentin Lowry



PK Jeff Wilkins scored 1,416 points and made 307 field goals in his 14-year NFL career.




QB Ron Jaworski is the highest draft pick in school history, going in the second round.



QB Cliff Stoudt won two Super Bowls playing behind Terry Bradshaw in Pittsburgh.

NFL DRAFT PICKS (23)

| | |
|-------------------------------|---------------------|
| Derek Rivers | New England |
| (3rd round • No. 83rd 2017) | |
| Avery Moss | New York Giants |
| (5th round • No. 167 2017) | |
| Harry Deligianis | Jacksonville |
| (4th round • No. 118 1998) | |
| Tony Tellington | Miami |
| (9th round • No. 236 1993) | |
| Jim Zdelar | Miami |
| (7th round • No. 176 1989) | |
| Bob Thompson | New Orleans |
| (6th round • No. 142 1986) | |
| John Goode | St. Louis Cardinals |
| (5th round • No. 136 1984) | |
| Paul McFadden | Philadelphia |
| (12th round • No. 312 1984) | |
| Quentin Lowry | Dallas |
| (12th round • No. 329 1979) | |
| Ed McGlasson | New York Jets |
| (10th round • No. 263 1979) | |
| Greg Fitzpatrick | Dallas |
| (7th round • No. 191 1979) | |
| Cliff Stoudt | Pittsburgh |
| (5th round • No. 121 1977) | |
| Ron Jaworski | Los Angeles Rams |
| (2nd round • No. 37 1973) | |
| Dave DeSignore | San Francisco |
| (15th round • No. 373 1970) | |
| Craig Cotton | San Diego |
| (8th round • No. 200 1969) | |
| Jake Ferro | Miami |
| (15th round • No. 372 1967) | |
| Bill House | Cleveland |
| (7th round • No. 177 1967) | |
| Frank Horvath | Minnesota |
| (19th round • No. 255 1963) | |
| Joe Guido | Baltimore |
| (14th round • No. 161 1957) | |
| Ralph Goldston | Philadelphia |
| (11th round • No. 125 1952) | |
| Pete Lanzi | New York Giants |
| (11th round • No. 86 1948) | |
| Al Perl | Pittsburgh |
| (16th round • No. 143 1946) | |
| Leo Mogus | Washington |
| (17th round • No. 180 1943) | |



PK Paul McFadden was a two-time NFC All-Pro and was a Rookie-of-the-Year selection.



INDIVIDUAL GAME RECORDS



Rushing Attempts

| | |
|---|----|
| 1. Tamron Smith vs. Samford • 12/14/1991 | 46 |
| 2. Jamaine Cook at Illinois State • 11/6/2010 | 43 |
| 2. Monquantae Gibson at Western Kentucky • 11/11/2006 | 43 |
| 4. Jamaine Cook vs. South Dakota (11/3/2012) | 42 |
| 5. Robby Robson vs. Western Illinois • 10/27/1979 | 38 |

Rushing Yards

| | |
|---|-----|
| 1. Dick Adipotti at S. Connecticut State • 10/22/1966 | 304 |
| 2. Marcus Mason at Western Illinois • 10/14/2006 | 265 |
| 3. Robby Robson vs. Delaware • 11/10/1979 | 264 |
| 4. Frank Horvath vs. Gustavus Adolphus • 11/10/1960 | 253 |
| 5. Marcus Mason vs. Southern Illinois • 11/4/2006 | 249 |

Rushing Yards In Consecutive Games

| | |
|--|-----|
| 1. Marcus Mason • 10/7-10/14/2006 vs. Indiana State (197), at Western Illinois (265) | 462 |
| 2. Paris Wicks • 11/14-11/21/1981 at Morehead State (227), vs. UNI (215) | 442 |
| 3. Marcus Mason • 10/14-10/21/2006 at Western Illinois (265), vs. UNI (172) | 437 |
| 4. Marcus Mason • 10/28-11/4/2006 at Illinois State (176), vs. Southern Illinois (249) | 425 |
| 5. P.J. Mays • 8/30-9/8/2001 vs. Lock Haven (226), vs. Clarion (180) | 406 |

Rushing Touchdowns

| | |
|---|---|
| 1. Paris Wicks at Northern Iowa • 11/21/1981 | 5 |
| 2. Tevin McCaster at South Dakota • 10/2/2017 | 4 |
| 2. Jamaine Cook vs. Saint Francis (Pa.) • 10/22/2011 | 4 |
| 2. P.J. Mays at Indiana State • 10/6/2001 | 4 |
| 2. Adrian Brown vs. Clarion • 9/28/1996 | 4 |
| 2. Tamron Smith vs. James Madison • 9/26/1992 | 4 |
| 2. Tamron Smith vs. Delaware State • 9/12/1992 | 4 |
| 2. Robby Robson vs. South Dakota State • 11/24/1979 | 4 |
| 2. Robby Robson at Eastern Illinois • 11/3/1979 | 4 |
| 2. Robby Robson at Villanova • 10/6/1979 | 4 |
| 2. Marschell Brumfield at Northern Iowa • 9/9/1978 | 4 |
| 2. Dave DelSignore at Western Illinois • 9/20/1969 | 4 |
| 2. Dick Adipotti at S. Connecticut State • 10/22/1966 | 4 |
| 2. Frank Horvath vs. Gustavus Adolphus • 11/9/1961 | 4 |

Passing Attempts

| | |
|--|----|
| 1. Denny Klembara vs. Akron • 11/22/1968 | 54 |
| 2. Trenton Lykes at Eastern Michigan • 9/5/1987 | 51 |
| 3. Denny Klembara at Akron • 11/8/1969 | 49 |
| 4. Hunter Wells vs. James Madison • 1/7/2017 | 47 |
| 4. Jamie DeVore vs. Eastern Kentucky • 9/10/1983 | 47 |

Passing Completions

| | |
|--|----|
| 1. Brandon Summers vs. Liberty • 9/27/2008 | 32 |
| 2. Trenton Lykes at Eastern Michigan • 9/5/1987 | 31 |
| 3. Brandon Summers at Southern Illinois • 10/24/2009 | 30 |
| 3. Jamie DeVore vs. Eastern Kentucky • 9/10/1983 | 30 |
| 5. Hunter Wells vs. James Madison • 1/7/2017 | 28 |
| 5. Tom Zetts at Western Kentucky • 10/2/2004 | 28 |

Best Percentage (Min. 10 attempts)

| | |
|--|---------------|
| 1. Jeff Ryan vs. Indiana State • 10/28/2000 | 1,000 (10-10) |
| 2. Hunter Wells at Missouri State • 11/19/2016 | 93.3 (14-15) |
| 3. Kurt Hess vs. Valparaiso • 9/10/2011 | 92.3 (12-13) |
| 3. Ray Isaac vs. Northeastern • 10/14/1989 | 92.3 (12-13) |
| 5. Demond Tidwell vs. Clarion • 9/28/1996 | 90.9 (10-11) |

Consecutive Completions

| | |
|---|----|
| 1. Tom Zetts at Western Kentucky • 10/2/2004 | 15 |
| 2. Brandon Summers vs. Liberty • 9/27/2008 | 12 |
| 3. Kurt Hess vs. Valparaiso • 9/10/2011 | 11 |
| 3. Trenton Lykes at Murray State • 11/8/1986 | 11 |
| 5. Kurt Hess at North Dakota State • 11/12/2011 | 10 |
| 5. Jeff Ryan vs. Indiana State • 10/28/2000 | 10 |
| 5. Demond Tidwell vs. Clarion • 9/28/1996 | 10 |
| 5. Trenton Lykes at Northeastern • 9/20/1986 | 10 |

Passing Yards

| | |
|---|-----|
| 1. Denny Klembara vs. Pensacola Navy • 10/12/1968 | 391 |
| 2. Ron Jaworski vs. Central Michigan • 11/11/1972 | 389 |
| 3. Jamie DeVore vs. Eastern Kentucky • 9/10/1983 | 369 |
| 4. Ricky Davis at Indiana State • 11/4/2017 | 349 |
| 5. Brandon Summers at Illinois State • 11/1/2008 | 347 |

Passing Yards In Consecutive Games

| | |
|--|-----|
| 1. Ron Jaworski • 11/11-11/17/1972 vs. Central Michigan (389), vs. Indiana, Pa. (246) | 635 |
| 2. Trenton Lykes • 11/15-11/21/1987 at Morehead State (311), vs. Akron (305) | 616 |
| 3. Jamie DeVore • 9/10-9/17/1983 vs. Eastern Kentucky (369), at Tennessee Tech (225) | 594 |
| 4. Denny Klembara • 10/12-10/19/1968 vs. Pensacola Navy (291), at Morehead State (201) | 592 |
| 5. Ron Jaworski • 10/7-10/21/1972 vs. Northern Michigan (316), vs. Akron (271) | 587 |

Touchdown Passes

| | |
|---|---|
| 1. Kurt Hess vs. Missouri State • 11/19/2011 | 5 |
| 2. Ricky Davis at Indiana State • 11/4/2017 | 4 |
| 2. Hunter Wells vs. Butler • 9/13/2014 | 4 |
| 2. Kurt Hess vs. Illinois State • 10/12/2013 | 4 |
| 2. Kurt Hess at Southern Illinois • 9/28/2013 | 4 |
| 2. Kurt Hess vs. UNI • 9/21/2012 | 4 |
| 2. Kurt Hess vs. Western Illinois • 10/29/2011 | 4 |
| 2. Kurt Hess vs. Illinois State • 9/17/2011 | 4 |
| 2. Brandon Summers vs. Austin Peay • 9/12/2009 | 4 |
| 2. Brandon Summers at Illinois State • 11/1/2008 | 4 |
| 2. Tom Zetts at Liberty • 9/17/2005 | 4 |
| 2. Jeff Ryan vs. Hofstra • 11/4/2000 | 4 |
| 2. Mark Brungard vs. Slippery Rock • 9/24/1994 | 4 |
| 2. Keith Snoddy vs. Alabama A&M • 12/1/1979 | 4 |
| 2. Keith Snoddy at Illinois State • 9/8/1979 | 4 |
| 2. Keith Snoddy at Central State • 10/14/1978 | 4 |
| 2. Ron Jaworski vs. Northern Michigan • 10/7/1972 | 4 |
| 2. Denny Klembara vs. Pensacola Navy • 10/12/1968 | 4 |

Interceptions Thrown

| | |
|---|---|
| 1. Trenton Lykes at Western Illinois • 9/22/1984 | 5 |
| 1. Denny Klembara vs. Western Illinois • 9/20/1969 | 5 |
| 1. Denny Klembara vs. Akron • 11/22/1968 | 5 |
| 4. Kurt Hess vs. Indiana State • 11/13/2010 | 4 |
| 4. Tom Zetts vs. UNI • 10/21/2006 | 4 |
| 4. Ray Isaac vs. Akron • 10/12/1991 | 4 |
| 4. Chris Gamble at Kent State • 9/3/1988 | 4 |
| 4. Keith Snoddy vs. South Dakota State • 11/24/1979 | 4 |
| 4. Cliff Stoldt at Akron • 10/25/1975 | 4 |

Receptions

| | |
|---|----|
| 1. Dominique Barnes at Penn State • 9/4/2010 | 11 |
| 1. Donald Jones at Southern Illinois • 10/24/2009 | 11 |
| 1. Donald Jones vs. Missouri State • 10/3/2009 | 11 |
| 1. T.J. Peterson vs. James Madison • 11/25/2006 | 11 |
| 1. Dave DelSignore at Southern Illinois • 11/2/1968 | 11 |

Receiving Yards

| | |
|--|-----|
| 1. Elliott Giles at Montana • 11/27/1999 | 214 |
| 2. Dave DelSignore vs. Pensacola Navy • 10/12/1968 | 212 |
| 3. Dave DelSignore at Western Illinois • 9/20/1969 | 210 |
| 4. John Goode at Akron • 11/5/1983 | 209 |
| 5. Renauld Ray vs. Buffalo • 10/11/1997 | 199 |

Touchdown Receptions

| | |
|--|---|
| 1. Jim Ferranti at Central State • 10/14/1978 | 4 |
| 2. Jelani Berassa vs. Butler • 9/13/2014 | 3 |
| 2. Jim Ferranti vs. Alabama A&M • 12/1/1979 | 3 |
| 2. Jim Ferranti at Illinois State • 9/8/1979 | 3 |
| 2. Dave DelSignore at Western Illinois • 9/20/1969 | 3 |
| 2. Paul Ceremuga vs. Akron • 11/19/1959 | 3 |

Total Offensive Yards


| | |
|---|-----|
| 1. Ricky Davis at Indiana State • 11/4/2017 | 447 |
| 2. Denny Klembara vs. Pensacola Navy • 10/12/1968 | 403 |
| 3. Ron Jaworski vs. Central Michigan • 11/11/1972 | 387 |
| 4. Brandon Summers vs. Liberty • 9/27/2008 | 383 |
| 5. Jeff Ryan at Montana • 11/27/1999 | 369 |

Total Offensive Plays

| | |
|---|----|
| 1. Denny Klembara at Akron • 11/8/1969 | 66 |
| 2. Denny Klembara vs. Pensacola Navy • 10/12/1968 | 62 |
| 3. Trenton Lykes at Eastern Michigan • 9/5/1987 | 61 |
| 4. Jeff Ryan vs. Illinois State • 10/30/1999 | 59 |
| 5. Mark Brungard vs. Stephen F. Austin • 9/9/1995 | 57 |

All-Purpose Yards

| | |
|---|-----|
| 1. Jody Webb vs. Wofford • 12/20/2016 | 331 |
| 2. Dave DelSignore at Western Illinois • 9/20/1969 | 323 |
| 3. Jamaine Cook at Illinois State • 11/6/2010 | 311 |
| 4. Dick Adipotti at S. Connecticut State • 10/22/1966 | 304 |
| 5. Marcus Mason vs. Southern Illinois • 11/4/2006 | 280 |



QB Keith Snoddy had three four-touchdown performances.



WR T.J. Peterson caught 11 passes in a playoff game.



QB Tom Zetts completed 15 straight passes at WKU.




INDIVIDUAL GAME RECORDS



WR Elliott Giles had 214 yards receiving at Montana.



PK Jeff Wilkins made five field goals in a game twice.



WR Jim Ferranti caught four TD passes in a game in 1978.

Field Goals Made

| | |
|---|---|
| 1. Jeff Wilkins at Stephen F. Austin • 9/11/1993 | 5 |
| 1. Jeff Wilkins at Texas State • 9/19/1992 | 5 |
| 3. Zak Kennedy at Jacksonville State • 12/3/2016 | 4 |
| 3. Jeff Wilkins at Northern Iowa • 12/12/1992 | 4 |
| 3. Darren Morgan vs. Towson State • 10/15/1988 | 4 |
| 3. Paul McFadden vs. Northern Iowa • 11/20/1982 | 4 |
| 3. Paul McFadden vs. Akron • 9/4/1982 | 4 |
| 3. Chuck Haynali vs. Eastern Illinois • 10/7/1978 | 4 |

Field Goal Attempts

| | |
|---|---|
| 1. Zak Kennedy at Jacksonville State • 12/3/2016 | 5 |
| 1. Jeff Wilkins at Stephen F. Austin • 9/11/1993 | 5 |
| 1. Jeff Wilkins at Texas State • 9/19/1992 | 5 |
| 1. John Dowling at Tennessee Tech • 10/12/85 | 5 |
| 1. Paul McFadden at Northern Iowa • 10/22/1983 | 5 |
| 1. Paul McFadden vs. Northern Iowa • 11/20/1982 | 5 |
| 1. Paul McFadden at Western Illinois • 11/6/1982 | 5 |
| 1. Chuck Haynali vs. Eastern Illinois • 10/7/1978 | 5 |

Touchdowns Scored

| | |
|---|---|
| 1. Paris Wicks at Northern Iowa • 11/21/1981 | 5 |
| 4. Tevin McCaster at South Dakota • 10/7/2017 | 4 |
| 2. Jamaine Cook vs. Saint Francis (Pa.) • 10/22/2011 | 4 |
| 2. P.J. Mays at Indiana State • 10/6/2001 | 4 |
| 2. Adrian Brown vs. Clarion • 9/28/1996 | 4 |
| 2. Tamron Smith vs. James Madison • 9/26/1992 | 4 |
| 2. Tamron Smith vs. Delaware State • 9/12/1992 | 4 |
| 2. Robby Robson vs. South Dakota State • 11/24/1979 | 4 |
| 2. Robby Robson at Eastern Illinois • 11/3/1979 | 4 |
| 2. Robby Robson at Villanova • 10/6/1979 | 4 |
| 2. Jim Ferranti at Central State • 10/14/1978 | 4 |
| 2. Marschell Brumfield at Northern Iowa • 9/9/1978 | 4 |
| 2. Dave DelSignore at Western Illinois • 9/20/1969 | 4 |
| 2. Dick Adipotti at Southern Connecticut • 10/22/1966 | 4 |
| 2. Frank Horvath vs. Gustavus Adolphus • 11/9/1961 | 4 |
| 2. Al Perl vs. Western Kentucky • 10/9/1942 | 4 |

Points Scored

| | |
|---|----|
| 1. Paris Wicks at Northern Iowa • 11/21/1981 | 32 |
| 2. Tevin McCaster at South Dakota • 10/7/2017 | 24 |
| 2. Jamaine Cook vs. Saint Francis (Pa.) • 10/22/2011 | 24 |
| 2. P.J. Mays at Indiana State • 10/6/2001 | 24 |
| 2. Adrian Brown vs. Clarion • 9/28/1996 | 24 |
| 2. Tamron Smith vs. James Madison • 9/26/1992 | 24 |
| 2. Tamron Smith vs. Delaware State • 9/12/1992 | 24 |
| 2. Robby Robson vs. South Dakota State • 11/24/1979 | 24 |
| 2. Robby Robson at Eastern Illinois • 11/3/1979 | 24 |
| 2. Robby Robson at Villanova • 10/6/1979 | 24 |
| 2. Jim Ferranti at Central State • 10/14/1978 | 24 |
| 2. Marschell Brumfield at Northern Iowa • 9/9/1978 | 24 |
| 2. Dave DelSignore at Western Illinois • 9/20/1969 | 24 |
| 2. Dick Adipotti at S. Connecticut State • 10/22/1966 | 24 |
| 2. Frank Horvath vs. Gustavus Adolphus • 11/9/1961 | 24 |
| 2. Al Perl vs. Western Kentucky • 10/9/1942 | 24 |

Extra Point Attempts

| | |
|--|----|
| 1. David Brown vs. Valparaiso • 9/10/2011 | 11 |
| 2. Zak Kennedy at Indiana State • 11/7/2017 | 9 |
| 2. Paul Massaro vs. Alcorn State • 11/25/1994 | 9 |
| 2. Stephen Blose vs. Central Connecticut State • 9/18/2010 | 9 |
| 5. Joey Cejudo vs. Illinois State • 10/12/2013 | 8 |
| 5. Joey Cejudo vs. Duquesne • 9/21/2013 | 8 |
| 5. Joey Cejudo vs. Morehead State • 9/7/2013 | 8 |
| 5. David Brown vs. Valparaiso • 9/8/2012 | 8 |
| 5. David Brown vs. Western Illinois • 10/29/2011 | 8 |
| 5. Jon Dorma vs. Wingate • 10/21/1995 | 8 |
| 5. Jeff Wilkins vs. Central Florida • 11/27/1993 | 8 |
| 5. Max Judeth vs. Wayne State • 10/26/1974 | 8 |

Extra Points Made

| | |
|--|----|
| 1. David Brown vs. Valparaiso • 9/10/2011 | 11 |
| 2. Zak Kennedy at Indiana State • 11/7/2017 | 9 |
| 2. Paul Massaro vs. Alcorn State • 11/25/1994 | 9 |
| 2. Stephen Blose vs. Central Connecticut State • 9/18/2010 | 9 |
| 5. Joey Cejudo vs. Illinois State • 10/12/2013 | 8 |
| 5. Joey Cejudo vs. Duquesne • 9/21/2013 | 8 |
| 5. Joey Cejudo vs. Morehead State • 9/7/2013 | 8 |
| 5. David Brown vs. Valparaiso • 9/8/2012 | 8 |
| 5. David Brown vs. Western Illinois • 10/29/2011 | 8 |
| 5. Jon Dorma vs. Wingate • 10/21/1995 | 8 |
| 5. Jeff Wilkins vs. Central Florida • 11/27/1993 | 8 |

Points by Kicker

| | |
|---|----|
| 1. Zak Kennedy at Jacksonville State • 12/3/2016 | 16 |
| 2. Jeff Wilkins at Stephen F. Austin • 9/11/1993 | 15 |
| 2. Jeff Wilkins at Texas State • 9/19/1992 | 15 |
| 2. Darren Morgan vs. Towson State • 10/15/1988 | 15 |
| 5. Joe Cejudo vs. Butler • 9/13/2014 | 14 |
| 5. Chuck Haynali vs. Eastern Illinois • 10/7/1978 | 14 |

Punt Returns

| | |
|--|---|
| 1. Eugene Mintze vs. Lock Haven • 8/30/2001 | 7 |
| 1. Rick Shepas vs. Northern Iowa • 10/20/1984 | 7 |
| 1. Russ Musiel vs. Morehead State • 10/18/1975 | 7 |
| 4. Russ Musiel vs. Eastern Michigan • 11/1/1975 | 6 |
| 4. Rick Shepas vs. Middle Tennessee State • 10/27/1984 | 6 |
| 4. Robert Thompson vs. Northern Iowa • 11/20/1982 | 6 |
| 4. David Eastham vs. Clarion • 9/28/1996 | 6 |

Punt Return Yards

| | |
|---|-----|
| 1. Robert Thompson vs. Northern Iowa • 11/20/1982 | 127 |
| 2. Dave DelSignore at Western Illinois • 9/20/1969 | 113 |
| 3. Dave Roberts at Northern Iowa • 12/12/1992 | 112 |
| 4. De'Angelo Wilson vs. Illinois State • 10/20/2007 | 110 |
| 5. Jerald Burley vs. Illinois State • 10/20/2001 | 103 |

Kickoff Returns

| | |
|---|---|
| 1. Andre Coleman vs. Georgia Southern • 12/18/1999 | 9 |
| 2. Robert Thompson at Akron • 11/5/1983 | 8 |
| 3. Andre Stubbs at North Dakota State • 10/6/2012 | 6 |
| 3. Robert Thompson vs. Eastern Kentucky • 9/28/1985 | 6 |
| 3. Robert Thompson at Cincinnati • 9/15/1984 | 6 |
| 3. Robby Robson at Massachusetts • 10/1/1977 | 6 |
| 3. Dan Contrucci at Akron • 10/20/1973 | 6 |

Kickoff Return Yards

| | |
|--|-----|
| 1. Andre Coleman vs. Georgia Southern • 12/18/1999 | 213 |
| 2. Jody Webb at Indiana State • 11/21/2015 | 186 |
| 3. Josh Cayson vs. Illinois State • 10/25/2003 | 184 |
| 4. Robert Thompson at Akron • 11/5/1983 | 158 |
| 5. Andre Stubbs at North Dakota State • 10/6/2012 | 148 |

Punts

| | |
|---|----|
| 1. Joe Kent vs. Maine • 11/5/1966 | 13 |
| 2. Nick Xides at Murray State • 11/10/1984 | 12 |
| 2. Nick Xides vs. Northern Iowa • 10/20/1984 | 12 |
| 2. Chris Weber vs. Northern Michigan • 9/27/1980 | 12 |
| 2. Dave Barone vs. Southeastern Louisiana • 11/1/1969 | 12 |

Punting Yards

| | |
|--|----------|
| 1. Nick Xides at Murray State • 11/10/1984 | 570 (13) |
| 2. Nick Xides vs. Northern Iowa • 10/20/1984 | 497 (12) |
| 3. Joe Kent vs. Maine • 11/5/1966 | 456 (13) |
| 4. Chris Weber vs. Northern Michigan • 9/27/1980 | 435 (12) |
| 5. Joe Bishop vs. Southern Illinois • 10/9/2004 | 401 (9) |

Punting Average (Minimum 3 Attempts)

| | |
|---|--------------|
| 1. Chris Weber at Akron • 10/20/1979 | 56.0 (3-168) |
| 2. Don Calloway at Central State • 11/9/1974 | 53.0 (5-265) |
| 3. Nick Liste at Michigan State • 9/14/2013 | 52.3 (7-366) |
| 3. Nick Liste at North Dakota State • 10/3/2012 | 52.3 (3-157) |
| 5. J.J. Stefanin at Boston • 10/20/1997 | 52.2 (6-313) |

Interceptions

| | |
|---|---|
| 1. Randy Smith vs. Samford • 12/14/1991 | 3 |
| 1. Dave Roberts vs. Akron • 9/29/1990 | 3 |
| 1. Dave Peters vs. Akron • 9/4/1982 | 3 |
| 1. Joe Bell vs. Akron • 9/25/1976 | 3 |
| 1. Don Cramb vs. Southeastern Louisiana • 11/1/1969 | 3 |
| 1. Ray Rohan vs. Southern Illinois • 10/2/1965 | 3 |

Tackles

| | |
|---|----|
| 1. Paul Soltis at Northeastern • 10/8/1988 | 31 |
| 2. Ian Dominelli vs. Cal Poly • 10/16/1999 | 29 |
| 4. Tim Johnson vs. Hofstra • 11/4/2000 | 25 |
| 3. Tim Johnson at Indiana State • 10/2/1999 | 25 |
| 5. Paul Soltis vs. Austin Peay • 10/17/1987 | 24 |

Sacks

| | |
|--|---|
| 1. Terrell Williams vs. Indiana State • 11/15/2014 | 4 |
| 1. Derek Rivers vs. South Dakota • 11/1/2014 | 4 |
| 1. Pat Danko vs. Morgan State • 9/21/1991 | 4 |
| 1. Chris Stec at Morehead State • 11/17/1984 | 4 |
| 5. Seven Times | 3 |



TB Marcus Mason galloped 95 yards for a touchdown at Western Illinois on Oct. 14, 2006.

Longest Rushes

| | |
|---|-----|
| 1. Jordan Thompson vs. Saint Francis (Pa.) • 10/22/2011 | 95* |
| 1. Marcus Mason at Western Illinois • 10/14/2006 | 95* |
| 3. Martin Ruiz at Missouri State • 11/19/2016 | 94* |
| 4. Harold Green vs. Gustavus Adolphus • 11/10/1960 | 90* |
| 5. Marschell Brumfield at Northern Iowa • 9/9/1978 | 88* |

Longest Pass Plays

| | |
|--|-----|
| 1. Jeff Ryan to Renauld Ray vs. New Haven • 10/24/1998 | 90* |
| 2. Hunter Wells to Darien Townsend at Jacksonville State • 12/3/2016 | 85 |
| 2. Hunter Wells to Andrew Williams at Southern Illinois • 10/24/2015 | 85* |
| 2. Jamie DeVore to John Goode at Delaware • 10/17/1981 | 85* |
| 5. Cliff Stoudt to Dave Ferguson at South Dakota • 9/21/1974 | 83* |
| 5. Joe Piuino to Dick Adipotti vs. Central Michigan • 9/17/1965 | 83* |

Longest Interception Returns

| | |
|--|-----|
| 1. Don Cramb vs. Southeast Louisiana • 11/1/1969 | 97* |
| 2. Jameel Smith at Indiana State • 10/5/2013 | 95* |
| 2. Pat Durina vs. Saginaw Valley State • 9/30/1978 | 95* |
| 4. Leon Jones vs. Alcorn State • 11/25/1994 | 94* |
| 5. Will Shaw vs. UNI • 10/30/2010 | 87 |

Longest Fumble Returns

| | |
|---|-----|
| 1. Randy Smith vs. Alcorn State • 11/25/1994 | 95* |
| 2. Mike Stanec at Eastern Washington • 12/13/1997 | 73* |
| 3. Eugene Lewis vs. Hampton • 11/29/1997 | 55 |
| 4. Reginald Brown at Georgia Southern • 11/2/1991 | 48* |
| 5. Leon Jones vs. Idaho • 12/11/1993 | 42* |

Longest Punts

| | |
|--|----|
| 1. Troy LeFever vs. Northern Iowa • 10/14/2000 | 85 |
| 2. Don Calloway at Northern Michigan • 10/6/1973 | 75 |
| 3. Mark Schuler vs. Samford • 11/26/2016 | 74 |
| 4. Nick Xides vs. Northeastern • 10/5/1985 | 73 |
| 5. Chuck Haynali at Wayne State • 10/30/1976 | 72 |

Longest Punt Returns

| | |
|--|-----|
| 1. Josh Lee vs. Valparaiso • 9/10/2011 | 96* |
| 2. Ray Rohan (lateral from Al Grossi) vs. Central Michigan • 9/17/1965 | 92* |
| 3. Dominique Barnes vs. Butler • 9/11/2010 | 86* |
| 4. Robert Thompson vs. Northern Iowa • 11/20/1982 | 81* |
| 5. Darien Townsend vs. Indiana State • 10/29/2016 | 79* |
| 6. Jerald Burley vs. Illinois State • 10/20/2001 | 77* |

Longest Kickoff Returns

| | |
|---|-----|
| 1. Jody Webb at Indiana State • 11/21/2015 | 93* |
| 1. Jody Webb at Indiana State • 11/21/2015 | 93* |
| 3. Archie Herring vs. Edinboro • 9/8/1990 | 91* |
| 3. Robert Thompson vs. Western Kentucky • 10/8/1983 | 91* |
| 5. Harold Green vs. Gustavus Adolphus • 11/10/1960 | 90* |
| 5. Larry Bruno at Geneva • 10/22/1942 | 90* |

*indicates touchdown scored

50-Yard Plus Field Goals

| | |
|--|----|
| 1. Nick Terracina at Liberty • 9/27/2003 | 56 |
| 2. Jeff Wilkins at Northern Iowa • 12/12/1992 | 54 |
| 2. Paul McFadden at Murray State • 9/13/1980 | 54 |
| 4. Paul McFadden at Cincinnati • 9/25/1982 | 53 |
| 4. Paul McFadden at Akron • 10/3/1981 | 53 |
| 6. Robert Fozkos vs. Morgan State • 9/30/1989 | 52 |
| 6. Paul McFadden vs. Morehead State • 11/19/1983 | 52 |
| 6. Paul McFadden vs. Murray State • 9/13/1980 | 52 |
| 6. Casey Orosz vs. Western Illinois • 10/27/1979 | 52 |
| 10. Jeff Wilkins at Northeastern • 10/17/1992 | 51 |
| 10. Jeff Wilkins vs. James Madison • 11/9/1991 | 51 |



PK Nick Terracina kicked a 56-yard field goal at Liberty on Sept. 27, 2003.



First Downs, Game

Youngstown State

Most: 34; Valparaiso, Sept. 10, 2011
Fewest: 5; at Ohio State, Aug. 30, 2008

Opponent

Most: 35; Alcorn State, Nov. 25, 1994
Fewest: 4; Western Illinois, Nov. 8, 1980
4; Lock Haven, Sept. 22, 2007

First Downs, Season

Youngstown State

Most: 337; 2016 (16 games)
By Rushing: 200; 1991 (15 games)
By Passing: 125; 2011 (11 games)
By Penalty: 23; 2016 (16); 2003 (12)
Fewest: 107; 1969 (8 games)

Opponent

Most: 308; 1992 (15 games)
By Rushing: 170; 1992 (15 games)
By Passing: 156; 1999 (15 games)
By Penalty: 26; 1978 (12 games)
Fewest: 113; 1974 (10 games)

Rushing, Game

Youngstown State

Attempts: 81; vs. Samford, Dec. 14, 1991
Fewest: 20; at Michigan State, Sept. 14, 2013
Yards: 572; at Missouri State, Nov. 19, 2016
Fewest: -19; vs. Eastern Michigan, Sept. 5, 1987

Opponent

Attempts: 80; Northeastern, Sept. 15, 1990
Fewest: 15; Alcorn State, Nov. 25, 1994
15; Liberty, Nov. 4, 1989
Yards: 639; Georgia Southern, Dec. 18, 1999
Fewest: -36; Alcorn State, Nov. 25, 1994

Rushing, Season

Youngstown State

Attempts: 852; 1991 (15 games)
Fewest: 288; 1969 (8 games)
Yards: 3,883; 2016 (16 games)
Fewest: 684; 1969 (9 games)
Average: 255.6; 1989 (13 games)
Lowest: 85.5; 1969 (8 games)
Yards Per Attempt: 5.4; 2006 (14 games)

Opponent

Attempts: 628; 1992 (15 games)
Fewest: 308; 2012 (11 games)
Yards: 2,963; 1999 (15 games)
Fewest: 999; 1978 (12 games)
Average: 255.1; 1986 (11 games)
Lowest: 83.3; 1978 (12 games)
Yards Per Attempt: 5.2; 1986 (11 games)



PK John Dowling owns the FCS record with 11 career game-winning kicks, including one as time expired to beat Bowling Green 20-17 on Sept. 12, 1987.



QB Cliff Stoudt ran for 25 touchdowns and passed for 16 in his career.

Passing, Game

Youngstown State

Attempts: 54; vs. Akron, Nov. 22, 1968
Fewest: 3; vs. Nevada, Dec. 7, 1991
3; vs. Gustavus Adolphus, Nov. 4, 1963
Completions: 32 vs. Liberty, Sept. 27, 2008
Fewest: 0; vs. Gustavus Adolphus, Nov. 4, 1963
Percentage: 1.000; vs. Indiana State
Oct. 28, 2000 (13-13)
Yards: 446; vs. Eastern Kentucky, Sept. 28, 1985
Fewest: 7; vs. Eastern Illinois, Oct. 7, 1978

Opponent

Attempts: 82; Alcorn State, Nov. 25, 1994
Fewest: 3; Western Kentucky, Oct. 27, 2001
Wofford, Dec. 10, 2016
Completions: 52; Alcorn State, Nov. 29, 1994
Fewest: 0; Wofford, Dec. 10, 2016
Percentage: .833; Appalachian State; Akron
Dec. 9, 2006 (10-12) | Nov. 21, 1986 (15-18)
Yards: 514; Alcorn State, Nov. 25, 1994
Fewest: 0; Wofford, Dec. 10, 2016

Passing, Season

Youngstown State

Attempts: 368; 1987 (12 games)
Fewest: 90; 1962 (9 games)
Completions: 223; 2009 (11 games)
Fewest: 31; 1961 (9 games)
Percentage: 64.2; 2011 (190-of-296)
Lowest Pct.: 37.9; 1980 (86-of-227)
Interceptions: 24; 1985 (11 games)
Fewest: 4; 1993 (15 games); 2017 (11)
Yards: 2,883; 2016 (16 games)
Fewest: 914; 1967 (9 games)
Highest Average: 235.8; 1972 (9 games)
Lowest Average: 97.3; 1980 (11 games)

Opponent

Attempts: 467; 1993 (15 games)
Fewest: 123; 1961 (9 games)
Completions: 281; 1991 (15 games)

TOP SCORING PERFORMANCES

50-Plus Point Games

77 vs. Valparaiso • Sept. 10, 2011
67 vs. Morehead State • Sept. 7, 2013
66 at Indiana State • Nov. 4, 2017
65 at Missouri State • Nov. 19, 2016
63 vs. Central Connecticut St. • Sept. 18, 2010
63 vs. Alcorn State • Nov. 25, 1994
59 vs. Illinois State • Oct. 12, 2013
59 vs. Duquesne • Sept. 21, 2013
59 vs. Valparaiso • Sept. 14, 2012
59 vs. Northeastern • Sept. 28, 1991
58 at Ashland • Sept. 23, 1978
57 vs. Morgan State • Sept. 21, 1991
56 vs. Western Illinois • Oct. 29, 2011
56 vs. Wingate • Oct. 21, 1995
56 vs. Central Florida • Nov. 27, 1993
56 vs. Morgan State • Sept. 18, 1993
56 at Central State • Oct. 14, 1978
56 vs. Wayne State • Oct. 26, 1974
55 vs. Indiana State • Oct. 7, 2006
55 vs. Gustavus Adolphus • Nov. 10, 1960
52 vs. Buffalo • Oct. 11, 1997
52 vs. Slippery Rock • Sept. 24, 1994
52 vs. Alabama A&M • Dec. 1, 1979
52 vs. Eastern Illinois • Nov. 5, 1977
51 vs. Slippery Rock • Aug. 31, 2006
51 vs. Clarion • Sept. 28, 1996
51 vs. Tennessee Tech • Oct. 6, 1984
50 vs. Clarion • Sept. 3, 1998
50 vs. South Dakota State • Nov. 24, 1979

Combined Points

101 | James Madison 52, **YSU 49** • 1992
98 | Illinois State 54, **YSU 44** • 2008
96 | Delaware 51, **YSU 45** • 1979
96 | Pensacola Navy 58, **YSU 38** • 1968
90 | **YSU 55**, Gustavus Adolphus 35 • 1960

Points in Consecutive Games

116 | 57 vs. Morgan State
59 vs. Northeastern • 1991
111 | 77 vs. Valparaiso
34 vs. Illinois State • 2011
107 | 58 vs. Ashland
49 vs. Saginaw Valley State • 1978
105 | 49 vs. Saint Francis (Pa.)
56 vs. Western Illinois • 2011
103 | 65 at Missouri State
38 vs. Samford • 2016

100-Yard Rushing & Receiving

Robert Thompson (128 rushing/101 receiving)
vs. Tennessee Tech, 10/12/1985

100-Yard Rushing & Passing

Jeff Ryan (125 rushing/195 passing)
vs. Hofstra, 11/4/2000
Jeff Ryan (101 rushing/202 passing)
vs. Illinois State, 10/30/1999
Jeff Ryan (122 rushing/197 passing)
vs. New Haven, 10/24/1998
Frank Beck (135 rushing/149 passing)
vs. Great Lakes Academy, 9/23/1954

Two 100-Yard Passers in a Game

129 – Jeff Ryan | 105 – Colby Street
vs. Indiana State • Oct. 28, 2000
133 – Jared Zwick | 117 – Jeff Ryan
vs. Slippery Rock • Sept. 2, 1999
263 – Bob Courtney | 183 – Trenton Lykes
vs. Eastern Kentucky • Sept. 28, 1985
230 – Bob Courtney | 100 – Trenton Lykes
at Eastern Michigan • Sept. 7, 1985



TEAM RECORDS



Fewest: 53; 1961 (9 games), 1971 (8 games)
Percentage: 63.7; 1999 (11 games)
Lowest Pct.: 40.5; 1973 (81-of-200)
Interceptions: 31; 1991 (15 games)
Fewest: 4; 1971 (8 games), 2012 (11 games)
Yards: 3,215; 1999 (15 games)
Fewest: 761; 1971 (8 games)
Highest Average: 254.2; 2010 (11 games)
Lowest Average: 92.9, 1975 (9 games)

Total Offense, Game Youngstown State

Plays: 106; vs. Tennessee Tech, Oct. 11, 1986
Fewest: 37 at Ohio State; Aug. 30, 2008
Yards: 747; at Missouri State, Nov. 19, 2016
Fewest: 60; vs. Eastern Kentucky, Sept. 20, 1980
TOP: 45:14; vs. South Dakota St., Sept. 29, 2017

Opponent

Plays: 97; Alcorn State, Nov. 25, 1994
Fewest: 38, Indiana State, Oct. 4, 1997
Yards: 656; Georgia Southern, Dec. 18, 1999
Fewest: 68; Alabama A&M, Dec. 1, 1979
TOP: 40:22; Missouri State, Nov. 13, 2004

Total Offense, Season Youngstown State

Plays: 1,138; 2016 (16 games)
Yards: 6,766; 2016 (16 games)
Fewest: 2,277; 1971 (8 games)
Highest Average: 458.6; 2011 (11 games)
Lowest Average: 236.3; 1980 (11 games)

Opponent

Plays: 1,059; 1992 (15 games)
Yards: 5,416; 1992 (15 games)
Fewest: 2,192; 1966 (9 games)
Highest Average: 413.0; 2013 (12 games)
Lowest Average: 232.4; 1978 (12 games)

Scoring, Game

Youngstown State

TDs: 11; vs. Valparaiso, Sept. 10, 2011
Rushing: 8 vs. CCSU, Sept. 16, 2017
 8 vs. Valparaiso, Sept. 10, 2011
 8; vs. Central Connecticut State, Sept. 18, 2010
 8; vs. Wingate, Oct. 21, 1995
 8; vs. Wayne State, Oct. 26, 1974
Passing: 5 vs. Missouri State, Nov. 19, 2011
 5 vs. Western Illinois, Oct. 29, 2011
 5 vs. Slippery Rock, Sept. 24, 1994
Points in a Quarter:
Most: 35; vs. Valparaiso, Sept. 10, 2011
First: 35; vs. Valparaiso, Sept. 10, 2011
Second: 31; vs. Northern Michigan, Nov. 4, 1978
Third: 28; vs. Ashland, Sept. 23, 1978
 28 at Missouri State, 2006
Fourth: 30; at Northern Iowa, Nov. 21, 1981

Points in a Half:

63 vs. Valparaiso, Sept. 10, 2011 (1st)

Points in a Game:

77 vs. Valparaiso, Sept. 10, 2011 (1st)

Fewest:

0 (36 times)

Fewest Points in a Victory:

3; 3-0 vs. Davis & Elkins, Dec. 3, 1939

3; 3-2 vs. Akron, Nov. 3, 1984

Most Points in a Loss:

49; 52-49 vs. James Madison, Sept. 26, 1992

Margin of Victory:

64; 77-13 vs. Valparaiso, Sept. 10, 2011



PK Paul McFadden made 17-of-27 field-goal attempts in 1982 as a junior.

MVFC Margin of Victory:

45; 45-0 at Indiana State, Oct. 8, 2005

Opponent

TDs: 10; North Texas State, Nov. 15, 1957
Rushing: 8; North Texas State, Nov. 15, 1957
Passing: 5; West Virginia, Sept. 10, 2016
 5; South Dakota State, Oct. 27, 2012
 5; Illinois State, Nov. 6, 2010
 5; Western Michigan, Sept. 11, 1999
 5; Northern Iowa, Oct. 26, 1985

Points in a Quarter:

Most:
 29; Northern Michigan (2nd), Oct. 17, 1970

Points in a Half:

44; Delaware, (2nd) Nov. 10, 1979

Points in a Game:

68; North Texas State, Nov. 15, 1957

Fewest:

0 (63 times)

Fewest Points in a Victory:

6; 6-0 Ohio, Sept. 15, 1955

6; 6-0 Morris Harvey, Oct. 11, 1956

Most Points in a Loss:

39; 40-39 Akron, Nov. 21, 1986

39; 41-39 Towson State, Oct. 15, 1988

Margin of Victory:

55; 68-13 North Texas State, Nov. 15, 1957

MVFC Margin of Victory:

41; 48-7 at North Dakota State, Oct. 3, 2012

Scoring, Season

Youngstown State

TDs: 58; 2006 (14 games)
Fewest: 14; 1971 (8 games)
Rushing: 45; 1993 (15 games)
Passing: 27; 2011 (11 games)
Points: 460; 1997 (15 games)
Fewest: 101; 1971 (8 games)
Points Per Game: 36.2, 2011 (11)
Fewest: 12.6; 1971 (8 games)

Opponent

TDs: 46; 1970 (9 games); 2010 (11 games)

Fewest: 4; 1941 (8 games)
Rushing: 31; 2008 (12 games)
Passing: 26; 2010 (11 games); 2016 (16)
Points: 363; 1999 (15 games)
Fewest: 28; 1941 (8 games)
Points Per Game: 35.8; 1970 (9 games)
Fewest: 3.5; 1941 (8 games)

Kicking, Game Youngstown State

PATs: 11; vs. Valparaiso, Sept. 10, 2011
Attempts: 11; vs. Valparaiso, Sept. 10, 2011
FGs: 5; vs. Southwest Texas, Sept. 9, 1992
 5; vs. Stephen E. Austin, Sept. 11, 1993
FG Attempts: 5; Five Times
 M.R. at Jacksonville State, Dec. 3, 2016

Opponent

PATs: 7; Akron, Nov. 8, 1969
Attempts: 8; Akron, Nov. 8, 1969
FGs: 5; Eastern Kentucky, Sept. 10, 1983
 5; at Ohio State, Aug. 30, 2008
Attempts: 6; Eastern Kentucky, Sept. 10, 1983
 6, Penn State, Sept. 16, 2006

Kicking, Season

Youngstown State

PATs: 54; 1997 and 1993 (15 games)
Attempts: 58; 1997 (15 games)
FGs: 20; 2016 (16 games)
Attempts: 33; 2016 (16 games)
Best Pct.: 93.8 (15-16); 2007 (11 games)
Consecutive Made: 11; 2007; 2010
Blocks (All kicks): 6; 1993; 1996

Opponent

PATs: 41; 2006 (14), 2008 (12)
Attempts: 42; 2006 (14), 2008 (12), 2010 (11)
FGs: 17; 1986 (11 games)
Attempts: 23; 1986 (11 games)
Best Pct.: 100.0 (8-8 in 2012)
Consecutive Made: 12; 2002

Punting, Game

Youngstown State

Most: 15; vs. Northern Iowa, Oct. 20, 1984
Fewest: 0 vs. CCSU, Sept. 16, 2017
 0 vs. Robert Morris, Sept. 9, 2017
 0 vs. Valparaiso, Sept. 10, 2011
 0 vs. North Carolina A&T, Dec. 4, 1999
 0 vs. Slippery Rock, Sept. 24, 1994
Yards: 570; vs. Murray State, Nov. 10, 1984
Longest: 85; vs. Northern Iowa, Oct. 14, 2000

Opponent

Most: 13; Northern Iowa, Oct. 20, 1984
Fewest: 0; Ohio State, August 30, 2008
 0; Morehead State, Nov. 15, 1986
 0; Tennessee Tech, Sept. 19, 1970
Yards: 500; Northern Iowa, Oct. 20, 1984
Longest: 75; Illinois State, Nov. 1, 1997

Punting, Season

Youngstown State

Most: 90; 1985 (11 games)
Fewest: 38; 2012 (11 games)
Yards: 3,475; 1985 (11 games)
Best Avg.: 43.3; 2013 (12 games)

Opponent

Most: 99; 2016 (16 games)
Fewest: 38; 1986 (11 games)
Yards: 3,866; 2016 (16 games)



TEAM RECORDS



Best Avg.: 41.7; 1984 (11 games)

Punt/Kickoff/Returns, Game

Youngstown State

Kickoff TD: 2 at Indiana State, Nov. 21, 2015

Punt TD: 1; M.R. vs. Indiana State, Oct. 29, 2016

Total TD: 2; vs. Lock Haven, Sept. 30, 2001

(blocked punt and kickoff)

2 at Indiana State, Nov. 21, 2015 (kickoffs)

Blocks: 3 vs. Morehead State, Nov. 13, 1982

(3 punts)

3 vs. Buffalo, Oct. 30, 1993 (3 punts)

Opponent

Kickoff TD: 1; M.R., Pittsburgh, 9/5/2015

Punt TD: 1; M.R., Northeastern, 9/19/2010

Total TD: 2; Illinois State, 10/23/2004

(kickoff and punt)

Punt/Kickoff/Returns, Season

Youngstown State

Kickoff Returns: 57; 1999 (15 games)

Yards: 1,207; 1999 (15 games)

Average: 25.4; 1990 (12 games)

TDs: 2; 1990 (12 games); 2015 (11)

Punt Returns: 43; 1996 (11 games)

Yards: 430; 1992 (15 games)

Average: 16.6; 2010 (11 games)

TDs: 2; 1969 (8 games), 1992 (12)

Total Return TDs: 6; 2001 (11 games)

Opponent

Kickoff Returns: 74; 1997 (15 games)

Yards: 1,597; 2011 (11 games)

Average: 24.6; 2011 (11 games)

TDs: 2; 1977 (10), 1978 (12), 1981 (11)

Punt Returns: 43; 1984 (11 games)

Yards: 487; 1968 (9 games)

Average: 13.9; 1968 (9 games)

TDs: 2; 1970 (9), 1995 (11), 1997 (15)

Total Return TDs: 4; 2004 (11 games)



TB Tamron Smith set the school record with 22 100-yard rushing games in his career.

Penalties, Game

Youngstown State

Total: 17; vs. Morehead State, Nov. 17, 1984

Yards: 158; vs. Morehead State, Nov. 17, 1984

Opponent

Total: 18 (136); UNI, Oct. 26, 1985

Yards: 163 (16); UNI, Nov. 1, 1980

Penalties, Season

Youngstown State

Most: 99; 1978 (12 games)

Fewest: 43; 2012 (11 games)

Yards: 940; 1978 (12 games)

Fewest: 385; 1995 (11 games)

Opponent

Total: 93; 1978 (12), 1985 (11)

Fewest: 46; 1996 (11 games)

Yards: 854; 1978 (12 games)

Fewest: 409; 2011 (11 games)

Turnovers, Game

Youngstown State

Turnovers: 9; vs. Northern Michigan, Oct. 4, 1975

INTs: 6; vs. Towson State, Nov. 23, 1991

6; vs. Samford, Dec. 14, 1991

6; vs. Eastern Illinois, Dec. 7, 1978

Opponent

Turnovers: 8; Samford, Dec. 14, 1991

INTs: 7; Western Illinois, Oct. 20, 1984

Turnovers, Season

Youngstown State

Turnovers: 43; 1980 (11 games)

Fewest: 9; 2017 (11 games)

INTs: 24; 1985 (11 games)

Fewest: 4; 2017 (11 games)

Fumbles Lost: 25; 1976 (10), 1977 (10)

Fewest: 3; 2009 (11 games)

Returns: 33; 1991 (15 games)

Yards: 442; 1991 (15 games)

Best Turnover Margin: +25; 1992 (15 games)

Opponent

Turnovers: 56; 1991 (15 games)

Fewest: 12; 2015 (11 games)

INTs: 31; 1991 (15 games)

Fewest: 4; 1970 (9 games); 2012 (11 games)

Fumbles Lost: 25; 1991 (15 games)

Fewest: 4; 2015 (11 games)

Returns: 24; 1985 (11 games)

Yards: 438; 1985 (11 games)

Best Turnover Margin: +18; 1970 (9 games)

Conversions, Season

Youngstown State

Third Down Conversions: 117; 2016

Third-Down Pct.: 51.9 (108-208); 1989

Fourth Down Conversions: 23; 1991

Fourth-Down Pct.: 90.9 (10-11); 2006

Opponent

Third Down Conversions: 100; 1999

Third-Down Pct.: 48.9 (68-139); 2010


Fourth Down Conversions: 21; 1983

Fourth-Down Pct.: 77.8 (7-9); 1986

Miscellaneous

Wins, Season: 14; 1994

Losses, Season: 9; 1986 and 1970



Mark Brungard had 10 200-plus yard passing performances during his career.

Consecutive Wins: 14; 1994

Consecutive Losses: 12; Nov. 1969-Sept. 1971

Consecutive Home Wins:

13; Oct. 1992-Oct. 1994

Consecutive Home Unbeaten Streak:

24; Oct. 1992-Sept. 1995

Consecutive Road Wins:

8; Oct. 1999-Oct. 2000

Consecutive Road Losses:

12; Nov. 1969-Oct. 1972

Consecutive MVFC Wins:

8; Nov. 3, 2012 to Nov. 9, 2013

Consecutive MVFC Losses:

7; Oct. 2, 2010 to Nov. 13, 2010

Longest Unbeaten Streak:

20; Nov. 20, 1993-Dec. 17, 1994

Longest Winless Streak:

12; Nov. 1969-Sept. 1971

Longest Winning Streaks:

14; Sept. 10-Dec. 17, 1994

11; Nov. 2, 1991-Sept. 19, 1992

11; Sept. 1-Nov. 24, 1990

Best Regular-Season Records:

11-0; 1990 | 10-0-1; 1994 | 7-0-1; 1941

Consecutive Winning Seasons:

7; 1940-49; 1996-2002

Consecutive Losing Seasons: 5; 1967-71

Consecutive Games Scoring: 115; 2008-17

Consecutive Games Points Allowed: 56; 1984-89

Consecutive Shutouts: 4; 1941-42

Consecutive Times Shutout: 2; 1952, 1971

Shutouts in a Season: 5, 1941

Times Shutout in a Season: 3, 1971

Games Scoring 10+ Points: 54; 1991-95

Games Allowing 10+ Points: 21; 2010-12

Biggest Halftime Comeback:

21; vs. Central Michigan, Nov. 11, 1972

Opponent Biggest Halftime Comebacks:

26; Morehead State, Oct. 19, 1968

24; Delaware, Nov. 10, 1979

Biggest 4th-Quarter Comeback:

16 vs. Northern Michigan, Oct. 17, 1972

Opponent Biggest 4th-Quarter Comeback:


20; Southern Illinois, Nov. 11, 2000



RESULTS VS. RANKED FOES



| | | |
|--|--|--|
| 1981 1-0 No. 6 at Delaware W, 24-21 | 1998 0-3 No. 11 Western Illinois L, 0-14 No. 10 Delaware L, 20-30 No. 25 at Illinois State L, 14-48 | 2011 1-1 No. 6 at UNI L, 17-21 No. 1 at North Dakota State W, 27-24 |
| 1983 0-1 No. 9 at Middle Tennessee State L, 24-35 | 1999 6-2 No. 12 Western Illinois W, 28-24 No. 6 at Northern Iowa W, 29-20 No. 11 Illinois State L, 28-31 No. 19 at Villanova W, 28-21 • No. 8 at Montana W, 30-27 • No. 16 North Carolina A&T W, 41-3 • No. 14 Florida A&M W, 27-24 • No. 2 vs. Georgia Southern L, 24-59 | 2012 2-2 No. 8 UNI W, 42-35 No. 1 at North Dakota State L, 7-48 No. 14 at Illinois State L, 28-35 No. 18 Indiana State W, 27-6 |
| 1984 1-1 No. 7 Middle Tennessee State W, 27-17 No. 16 Murray State L, 7-35 | 2000 2-2 No. 18 Northern Iowa W, 28-24 No. 6 at Western Illinois L, 10-24 No. 8 Hofstra W, 42-35 • No. 8 at Richmond L, 3-10 | 2013 0-2 No. 1 North Dakota State L, 17-35 No. 16 South Dakota State L, 13-42 |
| 1985 0-3 No. 7 Northern Iowa L, 26-50 No. 1 at MTSU L, 21-28 (2OT) No. 9 at Akron L, 5-30 | 2001 1-2 No. 6 Western Illinois W, 41-7 No. 24 at Northern Iowa L, 11-30 No. 10 Western Kentucky L, 14-24 | 2014 3-3 No. 23 at Missouri State W, 14-7 No. 16 Southern Illinois W, 26-14 No. 13 at South Dakota State W, 30-27 No. 12 at Illinois State L, 21-35 No. 23 Indiana State L, 24-27 (OT) No. 3 at North Dakota State L, 14-38 |
| 1987 0-1 • No. 3 at UNI L, 28-31 | 2002 0-3 No. 8 McNeese State L, 13-28 No. 21 Northern Iowa L, 7-22 No. 9 at Western Illinois L, 0-19 | 2015 1-3 No. 4 Illinois State L, 29-31 No. 7 South Dakota State L, 8-38 No. 23 at Western Illinois W, 23-21 No. 2 North Dakota State L, 24-27 |
| 1988 0-1 No. 7 Marshall L, 15-38 | 2003 0-4 No. 2 Western Illinois L, 20-54 No. 6 at Northern Iowa L, 9-47 No. 3 at Southern Illinois L, 17-24 No. 9 Western Kentucky L, 13-37 | 2016 6-3 No. 22 at Illinois State W, 20-6 No. 21 UNI W, 14-10 No. 7 at South Dakota State L, 10-24 No. 4 at North Dakota State L, 3-24 • No. 23 Samford W, 38-24 • No. 2 at Jacksonville State W, 40-24 • No. 19 Wofford W, 30-23 (2 OT) • No. 3 at Eastern Washington W, 40-38 • No. 4 vs. James Madison L, 14-28 |
| 1989 2-2 No. 13 Liberty W, 41-14 No. 18 Western Kentucky L, 38-41 • No. 12 at Eastern Kentucky W, 28-24 • No. 2 at Furman L, 23-42 | 2004 0-3 No. 17 at McNeese State L, 20-24 No. 6 at Western Kentucky L, 19-44 No. 1 Southern Illinois L, 2-37 | 2017 1-3 No. 4 South Dakota State W, 19-7 No. 6 at South Dakota L, 28-31 No. 2 North Dakota State L, 24-27 No. 16 Illinois State L, 0-35 |
| 1990 0-1 • No. 15 Central Florida L, 17-20 | 2005 1-2 No. 21 at Northern Iowa L, 7-21 No. 5 at Southern Illinois L, 17-31 No. 12 Western Kentucky W, 42-10 | |
| 1991 5-0 No. 12 James Madison W, 28-21 • No. 9 Villanova W, 17-16 • No. 1 at Nevada-Reno W, 30-28 • No. 12 Samford W, 10-0 • No. 6 vs. Marshall W, 25-17 | 2006 5-2 No. 16 UC Davis W, 38-24 No. 14 Northern Iowa W, 23-31 No. 3 at Illinois State W, 27-13 No. 12 Southern Illinois W, 31-24 • No. 6 James Madison W, 35-31 • No. 11 Illinois State W, 28-21 • No. 1 at Appalachian State L, 24-49 | |
| 1992 5-1 No. 20 at Texas State W, 23-20 No. 12 Georgia Southern W, 21-10 No. 10 Villanova W, 23-20 • No. 2 at The Citadel W, 42-17 • No. 3 at Northern Iowa W, 19-7 • No. 5 at Marshall L, 28-31 | 2007 1-2 No. 6 at Southern Illinois L, 24-17 No. 1 at Northern Iowa L, 13-14 No. 23 Western Illinois W, 31-24 | |
| 1993 4-0 No. 12 Central Florida W, 56-30 • No. 2 Georgia Southern W, 34-14 • No. 11 Idaho W, 35-16 • No. 9 at Marshall W, 17-5 | 2008 2-4 No. 21 at South Dakota State L, 7-40 No. 2 North Dakota State W, 32-24 No. 25 Liberty L, 28-31 No. 14 Southern Illinois L, 0-33 No. 4 UNI L, 20-21 No. 23 Western Illinois W, 31-28 | |
| 1994 6-0 No. 14 Eastern Kentucky W, 13-6 No. 2 McNeese State W, 28-8 • No. 15 Alcorn State W, 63-20 • No. 8 Eastern Kentucky W, 18-15 • No. 5 Montana W, 28-9 • No. 3 vs. Boise State W, 28-14 | 2009 0-3 No. 11 at UNI L, 7-21 No. 9 South Dakota State L, 3-17 No. 3 at Southern Illinois L, 7-28 | |
| 1995 0-4 No. 8 Stephen F. Austin L, 0-27 No. 1 at McNeese State L, 3-31 No. 9 at Delaware L, 13-34 No. 22 Indiana State L, 6-13 | 2010 1-3 No. 19 UNI L, 30-34 No. 23 at Western Illinois L, 38-40 No. 17 North Dakota State L, 29-34 No. 13 Southern Illinois W, 31-28 | |
| 1996 3-1 No. 19 at Buffalo W, 17-6 No. 19 Northwestern State W, 24-14 No. 3 Northern Iowa L, 10-23 No. 14 at Missouri State W, 17-13 | | |
| 1997 4-2 No. 24 at Northern Iowa L, 32-35 No. 2 Western Illinois L, 21-24 • No. 9 Hampton W, 28-13 • No. 1 at Villanova W, 37-34 • No. 3 at Eastern Washington W, 25-14 • No. 6 vs. McNeese State W, 10-9 | | |



QB Trenton Lykes led YSU to an OVC title in 1987.

AGAINST FBS FOES

| Year | Result |
|-------|-----------------------------|
| 2017 | Pittsburgh 28, YSU 21 (OT) |
| 2016 | West Virginia 38, YSU 21 |
| 2015 | Pittsburgh 45, YSU 37 |
| 2014 | Illinois 28, YSU 17 |
| 2013 | Michigan State 55, YSU 17 |
| 2012 | YSU 31, Pittsburgh 17 |
| 2011 | Michigan State 28, YSU 6 |
| 2010 | Penn State 44, YSU 14 |
| 2009 | Pittsburgh 38, YSU 3 |
| 2008 | Ohio State 43, YSU 0 |
| 2007 | Ohio State 38, YSU 6 |
| 2006 | Penn State 37, YSU 3 |
| 2005 | Pittsburgh 41, YSU 0 |
| 2003 | Kent State 16, YSU 13 |
| 2001 | Marshall 38, YSU 24 |
| 2000 | YSU 26, Kent State 20 |
| 1999 | Western Michigan 46, YSU 28 |
| 1998 | Central Florida 44, YSU 32 |
| 1998 | YSU 24, Kent State 10 |
| 1997* | YSU 44, Kent State 23 |
| 1996 | Kent State 28, YSU 12 |
| 1995 | YSU 24, Akron 10 |
| 1995* | Central Michigan 46, YSU 25 |
| 1995 | Kent State 17, YSU 14 |
| 1994* | YSU 28, Kent State 14 |
| 1994* | YSU 41, Akron 7 |
| 1993 | YSU 19, Akron 0 |
| 1993 | YSU 17, Western Michigan 13 |
| 1992 | YSU 10, Akron 10 |
| 1992 | YSU 28, Ohio 20 |
| 1991 | Akron 38, YSU 24 |
| 1990* | YSU 27, Ohio 0 |
| 1990* | YSU 28, Akron 23 |
| 1990* | YSU 24, Eastern Michigan 14 |
| 1989 | YSU 30, Central Michigan 3 |
| 1989* | YSU 20, Akron 17 |
| 1989 | Eastern Michigan 14, YSU 3 |
| 1988 | Bowling Green 20, YSU 16 |
| 1988* | Akron 33, YSU 7 |
| 1988* | Eastern Michigan 17, YSU 12 |
| 1988 | Kent State 34, YSU 3 |
| 1987 | YSU 10, Akron 6 |
| 1987 | YSU 20, Bowling Green 17 |
| 1987 | Eastern Michigan 35, YSU 20 |
| 1986* | Eastern Michigan 18, YSU 17 |
| 1985* | Cincinnati 29, YSU 27 |
| 1985 | Eastern Michigan 27, YSU 22 |
| 1984 | YSU 27, Cincinnati 23 |
| 1984* | YSU 31, Eastern Michigan 7 |
| 1982 | Cincinnati 27, YSU 3 |
| 1981 | YSU 19, Cincinnati 13 |

Breakdown

Overall: 20-30-1

Home: 8-5

Away: 12-25-1

Longest Winning Streak: 6

Longest Losing Streak: 8

Current Streak: Five losses

Most Points: 44 vs. Kent State, 1997

Fewest Points: 0, twice

Last Win: At Pittsburgh, 2012



COACHING RECORDS



Year-By-Year Coaching Records

| Year | Coach | W | L | T | Pct. |
|---------------|---------------|------------|------------|-----------|-------------|
| 1938 | Dwight Beede | 4 | 5 | 0 | .444 |
| 1939 | Dwight Beede | 4 | 5 | 0 | .444 |
| 1940 | Dwight Beede | 7 | 1 | 1 | .830 |
| 1941 | Dwight Beede | 7 | 0 | 1 | .940 |
| 1942 | Dwight Beede | 6 | 3 | 0 | .667 |
| 1946 | Dwight Beede | 7 | 1 | 0 | .875 |
| 1947 | Dwight Beede | 8 | 2 | 0 | .800 |
| 1948 | Dwight Beede | 4 | 3 | 2 | .550 |
| 1949 | Dwight Beede | 4 | 3 | 1 | .563 |
| 1950 | Dwight Beede | 3 | 5 | 0 | .375 |
| 1951 | Dwight Beede | 2 | 6 | 1 | .278 |
| 1952 | Dwight Beede | 4 | 3 | 1 | .550 |
| 1953 | Dwight Beede | 7 | 1 | 0 | .875 |
| 1954 | Dwight Beede | 7 | 2 | 0 | .778 |
| 1955 | Dwight Beede | 4 | 5 | 0 | .444 |
| 1956 | Dwight Beede | 4 | 4 | 0 | .500 |
| 1957 | Dwight Beede | 3 | 6 | 0 | .333 |
| 1958 | Dwight Beede | 4 | 4 | 0 | .500 |
| 1959 | Dwight Beede | 5 | 4 | 1 | .550 |
| 1960 | Dwight Beede | 6 | 2 | 0 | .750 |
| 1961 | Dwight Beede | 4 | 4 | 1 | .500 |
| 1962 | Dwight Beede | 6 | 3 | 0 | .650 |
| 1963 | Dwight Beede | 5 | 4 | 1 | .550 |
| 1964 | Dwight Beede | 6 | 1 | 2 | .722 |
| 1965 | Dwight Beede | 6 | 2 | 0 | .750 |
| 1966 | Dwight Beede | 5 | 3 | 1 | .611 |
| 1967 | Dwight Beede | 4 | 5 | 0 | .444 |
| 1968 | Dwight Beede | 3 | 6 | 0 | .333 |
| 1969 | Dwight Beede | 2 | 6 | 0 | .250 |
| 1970 | Dwight Beede | 0 | 9 | 0 | .000 |
| 1971 | Dwight Beede | 2 | 6 | 0 | .250 |
| 1972 | Dwight Beede | 4 | 4 | 1 | .500 |
| 1973 | Rey Dempsey | 4 | 6 | 0 | .400 |
| 1974 | Rey Dempsey | 8 | 2 | 0 | .800 |
| 1975 | Bill Narduzzi | 5 | 4 | 0 | .555 |
| 1976 | Bill Narduzzi | 4 | 6 | 0 | .400 |
| 1977 | Bill Narduzzi | 7 | 3 | 0 | .700 |
| 1978 | Bill Narduzzi | 10 | 2 | 0 | .833 |
| 1979 | Bill Narduzzi | 11 | 2 | 0 | .846 |
| 1980 | Bill Narduzzi | 2 | 8 | 1 | .227 |
| 1981 | Bill Narduzzi | 7 | 4 | 0 | .636 |
| 1982 | Bill Narduzzi | 6 | 5 | 0 | .546 |
| 1983 | Bill Narduzzi | 4 | 7 | 0 | .364 |
| 1984 | Bill Narduzzi | 7 | 4 | 0 | .636 |
| 1985 | Bill Narduzzi | 5 | 6 | 0 | .455 |
| 1986 | Jim Tressel | 2 | 9 | 0 | .182 |
| 1987 | Jim Tressel | 8 | 4 | 0 | .667 |
| 1988 | Jim Tressel | 4 | 7 | 0 | .364 |
| 1989 | Jim Tressel | 9 | 4 | 0 | .692 |
| 1990 | Jim Tressel | 11 | 1 | 0 | .917 |
| 1991 | Jim Tressel | 12 | 3 | 0 | .800 |
| 1992 | Jim Tressel | 11 | 3 | 1 | .767 |
| 1993 | Jim Tressel | 13 | 2 | 0 | .867 |
| 1994 | Jim Tressel | 14 | 0 | 1 | .967 |
| 1995 | Jim Tressel | 3 | 8 | 0 | .273 |
| 1996 | Jim Tressel | 8 | 3 | 0 | .727 |
| 1997 | Jim Tressel | 13 | 2 | 0 | .867 |
| 1998 | Jim Tressel | 6 | 5 | 0 | .545 |
| 1999 | Jim Tressel | 12 | 3 | 0 | .800 |
| 2000 | Jim Tressel | 9 | 3 | 0 | .750 |
| 2001 | Jon Heacock | 8 | 3 | 0 | .727 |
| 2002 | Jon Heacock | 7 | 4 | 0 | .636 |
| 2003 | Jon Heacock | 5 | 7 | 0 | .416 |
| 2004 | Jon Heacock | 4 | 7 | 0 | .364 |
| 2005 | Jon Heacock | 8 | 3 | 0 | .727 |
| 2006 | Jon Heacock | 11 | 3 | 0 | .785 |
| 2007 | Jon Heacock | 7 | 4 | 0 | .636 |
| 2008 | Jon Heacock | 4 | 8 | 0 | .333 |
| 2009 | Jon Heacock | 6 | 5 | 0 | .545 |
| 2010 | Eric Wolford | 3 | 8 | 0 | .273 |
| 2011 | Eric Wolford | 6 | 5 | 0 | .545 |
| 2012 | Eric Wolford | 7 | 4 | 0 | .636 |
| 2013 | Eric Wolford | 8 | 4 | 0 | .667 |
| 2014 | Eric Wolford | 7 | 5 | 0 | .583 |
| 2015 | Bo Pelini | 5 | 6 | 0 | .454 |
| 2016 | Bo Pelini | 12 | 4 | 0 | .750 |
| 2017 | Bo Pelini | 6 | 5 | 0 | .545 |
| Totals | | 476 | 319 | 17 | .597 |

Winning Percentage

| Year | Head Coach | W | L | T | Pct. |
|--------------|---------------|-----|-----|----|------|
| 1986-2000 | Jim Tressel | 135 | 57 | 2 | .700 |
| 2015-Present | Bo Pelini | 23 | 15 | 0 | .605 |
| 1973-74 | Rey Dempsey | 12 | 8 | 0 | .600 |
| 2001-09 | Jon Heacock | 60 | 44 | 0 | .577 |
| 1975-85 | Bill Narduzzi | 68 | 51 | 1 | .571 |
| 1938-72 | Dike Beede | 147 | 118 | 14 | .552 |
| 2010-14 | Eric Wolford | 31 | 26 | 0 | .544 |

Victories

| Year | Head Coach | W | L | T | Pct. |
|--------------|---------------|-----|-----|----|------|
| 1938-72 | Dike Beede | 147 | 118 | 14 | .552 |
| 1986-2000 | Jim Tressel | 135 | 57 | 2 | .700 |
| 1975-85 | Bill Narduzzi | 68 | 51 | 1 | .571 |
| 2001-09 | Jon Heacock | 60 | 44 | 0 | .577 |
| 2010-14 | Eric Wolford | 31 | 26 | 0 | .544 |
| 2015-Present | Bo Pelini | 23 | 18 | 0 | .605 |
| 1973-74 | Rey Dempsey | 12 | 8 | 0 | .600 |

YSU Record By The Decade

| Year | Games | Record | Pct. |
|--------|-------|----------|------|
| 1930's | 18 | 8-10 | .444 |
| 1940's | 61 | 43-13-5 | .746 |
| 1950's | 86 | 43-40-3 | .517 |
| 1960's | 88 | 47-36-5 | .563 |
| 1970's | 100 | 55-44-1 | .555 |
| 1980's | 113 | 54-58-1 | .482 |
| 1990's | 135 | 103-30-2 | .770 |
| 2000's | 116 | 69-47 | .595 |
| 2011's | 95 | 54-41 | .568 |



Bo Pelini
2015-Present | 23-15 (.605)



Dwight 'Dike' Beede
1938-72 | 147-118-14 (.552)



Rey Dempsey
1973-74 | 12-8 (.600)



Bill Narduzzi
1975-85 | 68-51-1 (.571)



Jim Tressel
1986-2000 | 135-57-2 (.700)



Jon Heacock
2001-09 | 60-44 (.577)



Eric Wolford
2010-14 | 31-26 (.544)



ALL-TIME ASSISTANT COACHES



| Coach | Years | Coach | Years | Coach | Years |
|------------------|-----------------|-------------------|------------------|------------------|--------------------|
| Robbie Andrews | 1991 | Sloko Gill | 1954-60 | Pepe Pearson | 2015 |
| Tom Anthony | 2008-09 | Jack Glowik | 1987 | Carl Pelini | 2015-17 |
| Vince Antonucci | 2007 | Coach | Years | Ricky Perez | 2004 |
| Mark Asher | 1991-95 | Andy Golubic | 1975 | Doug Phillips | 1991-94 |
| Chris Bache | 2005-09 | Herb Gorby | 1958-59 | Coach | Years |
| Don Bartolomucci | 1984-85 | Mike Gottfried | 1974 | Mike Priefer | 1997-98 |
| Bob Beal | 1981-82 | Bill Hart | 1975 | Neil Putnam | 1982-85 |
| Kurth Beathard | 2013 | Jon Heacock | 1991-96, 2000 | Bud Ratliff | 1974 |
| Rick Bevly | 1980-87 | Rod Henderson | 1989 | Pete Reese | 1938 |
| Brandon Blaney | 1999 | Bruce Herdman | 1975 | Pete Rekestis | 1999-2003 |
| Jim Bollman | 1986-90 | T.J. Hollowell | 2015 | Ralph Robinette | 1967-68 |
| Trent Boykin | 2000-02 | Sherod Holmes | 2005-09 | Gene Rochette | 1977-78, 1981-83 |
| Kyle Brey | 2015 | Dick Holway | 1954 | Dom Rosselli | 1939-41, 1946-63 |
| Carmen Bricillo | 2010-17 | Don Houser | 2001-02 | Rusty Russell | 1996 |
| Ron Brown | 1993-95 | Russ Houser | 2002-04 | Nick Siciliano | 2001 |
| Jamie Bryant | 2013-14 | Don Humphrey | 1938 | Tom Sims | 2010-14 |
| Frank J. Buffano | 2010-12 | Herman Jackson | 1987-91 | George Small | 2001 |
| Charles Bush | 1963 | Brian Jenkins | 1997-98 | Antonie Smith | 2006-08 |
| Al Carrino | 1984-85 | R.C. Johnson | 1967 | Harvey Smith | 1989 |
| Kenny Carter | 2014 | Benyard Jones | 2009 | Rollen Smith | 2010-11 |
| Dana Chambers | 2004-05 | Dan Jozsa | 1984 | Mark Snyder | 1991-96 |
| Wayne Chapman | 1975 | Ken Kish | 1976-79 | Mark Spencer | 2008-09 |
| Mike Cochran | 1994-2001 | John Klacik | 1988-99, 2001-04 | Joel Spiker | 1973 |
| Joel Cockley | 1980-81 | Jack Klebe | 1971-73 | Wayne Stanley | 1990 |
| Shawn Coin | 2005-08 | Mike Kolakowski | 2004-06, 2009 | Mike Stephon | 1987-88 |
| Andre Coleman | 2010-12 | Dan Kopp | 2007-13 | Bob Stoops | 1973-74, 1987-2002 |
| Ken Conatser | 1986-2000, 2003 | Rick Kravitz | 2010-11 | Ron Stoops Jr. | 2010-17 |
| Joe Conroy | 1987-90 | Lewis Lawhorn | 2003 | Ray Sweeney | 1938 |
| Tony Cougras | 1966 | Eugene Lewis | 2000 | Mike Sullivan | 1997-98 |
| Brian Crist | 2015-17 | Phil Longo | 2010 | Fred Thomas | 1979-85 |
| Eugene Crosby | 2009 | Malen Luke | 1984 | Don Treadwell | 1986-91 |
| Paul Cuba | 1949 | Pete Lymber | 1979-84 | Joe Tresey | 2012-13 |
| Tom Cullen | 1983 | Mark Mangino | 1985-86, 2013 | Ben Tressel | 1998 |
| Donald D'Alesio | 2016-17 | Tim Marlowe | 2015-17 | Bob Tucker | 1997-2000 |
| Mark Dantonio | 1986-90 | Louie Matsakis | 2010-12 | Eric Tudor | 1985 |
| Glenn Davis | 2012-14 | Marty McCabe | 1976-78 | Tim Tyrrell | 1998-2000 |
| Mike Davis | 1986-88 | Nic McKissic-Luke | 2016-17 | Jim Vechiarella | 1964-74 |
| Tim Davis | 1988-89 | Pat McNicol | 1990 | Casey Vogt | 2005-06 |
| Phillip DeCapito | 1980-82 | Richard McNutt | 2015-17 | Brian White | 2002-04 |
| Gene DeFilippo | 1975-79 | Eric Meek | 1988-92 | Greg Williams | 1969-70 |
| Jamie DeVore | 1984 | Jeff Mills | 2007-08 | Herb Williams | 1996-00 |
| Lou DiOrio | 1957-58 | Shane Montgomery | 2010-17 | Terrell Williams | 2002-03 |
| George Dohm | 1988 | Brian Moore | 1986-93 | Jamie Willis | 1999 |
| Bob Dove | 1969-91 | Mauro Monz | 2011-12 | Ralph Wolf | 1939-42, 1946-72 |
| Sam Eddy | 1994-09 | Joe Morbito | 1942 | Bob Wolfe | 1974-75 |
| Dave Elliott | 2004-09 | John Murphy | 2015-17 | Brian Wright | 1997, 2001-09 |
| Tom Franklin | 1971-72 | Todd Murgatroyd | 1986-87, 2001 | Mike Zordich | 2014 |
| Tim Frost | 2007 | Joe Nudo | 1975-78 | | |
| Dale Fryzel | 1977-80 | Dan O'Connell | 1987-89 | | |
| Joe Galat | 1976 | Jerry Olsavsky | 2003-09 | | |
| Eric Gallon | 2013-14 | Paul Palumbo | 1973 | | |
| Joe Ganz | 2016-17 | Mike Pariseau | 1981 | | |
| Dan Gerberry | 2014 | Dave Pavlansky | 1986 | | |
| | | Pat Pearson | 2004-06 | | |



SEASON-BY-SEASON RESULTS



1938 - 4-5

Captains: Carmen Julius, Johnny Zban
 9/15 Geneva _____ L, 6-12
 10/1 Case Western Reserve _____ L, 0-33
 10/7 at St. Vincent _____ L, 6-31
 10/13 John Carroll _____ L, 12-20
 10/22 at Westminster _____ W, 20-0
 10/29 at West Virginia _____ L, 6-27
 11/3 Davis & Elkins _____ W, 20-14
 11/12 Clarion (HC) _____ W, 46-0
 11/19 at Detroit Tech _____ W, 19-0

1939 - 4-5

Captain: Carmen Julius
 9/15 Geneva _____ W, 20-7
 9/22 at Morris Harvey _____ L, 0-7
 9/29 Ohio Wesleyan _____ L, 13-19
 10/6 Saint Francis (Pa.) _____ W, 20-6
 10/13 at Dayton _____ L, 12-13
 10/20 Detroit Tech _____ L, 6-24
 11/11 at Tennessee Tech _____ L, 6-7
 11/18 Westminster (HC) _____ W, 46-0
 12/3 Davis & Elkins _____ W, 30-0

1940 - 7-1-1

9/12 Geneva _____ W, 7-0
 9/19 Waynesburg _____ T, 6-6
 9/28 at Ohio _____ L, 0-13
 10/4 Detroit Tech _____ W, 34-6
 10/10 Westminster _____ W, 44-0
 10/17 Morris Harvey _____ W, 19-0
 10/26 Tennessee Tech (HC) _____ W, 28-13
 11/2 at Akron _____ W, 13-0
 11/16 at Ohio Wesleyan _____ W, 13-6

1941 - 7-0-1

9/18 Geneva _____ T, 0-0
 9/26 Ohio _____ W, 14-0
 10/4 at Morris Harvey _____ W, 12-7
 10/10 Illinois Wesleyan _____ W, 25-14
 10/17 Oklahoma City _____ W, 48-7
 10/25 at Waynesburg _____ W, 12-0
 10/31 Tennessee Tech _____ W, 14-0
 11/7 Akron (HC) _____ W, 19-0

1942 - 6-3

9/19 South Dakota State _____ W, 14-0
 9/25 Case Western Reserve _____ L, 7-21
 10/2 at St. Vincent _____ L, 7-19
 10/9 Western Kentucky _____ W, 40-6
 10/22 Geneva _____ W, 20-0
 10/30 Illinois Wesleyan (HC) _____ W, 35-6
 11/7 at Geneva _____ W, 31-19
 11/14 Toledo _____ W, 39-12
 11/21 at Fort Knox (Ky.) _____ L, 0-7

1946 - 7-1

Captain: Pete Lanzi
 9/19 Geneva _____ W, 26-0
 9/29 at St. Bonaventure _____ W, 20-14
 10/4 Case Western Reserve _____ L, 13-20
 10/19 St. Vincent _____ W, 25-14
 10/26 at Lebanon Valley _____ W, 20-6
 11/2 Scranton (HC) _____ W, 33-14
 11/9 Morris Harvey _____ W, 28-14
 11/15 Waynesburg _____ W, 25-7

1947 - 8-2

Captain: Robert Thompson
 9/20 Canisius _____ W, 12-6
 9/28 Baldwin-Wallace _____ W, 26-6
 10/5 at Geneva _____ W, 27-7
 10/11 at Toledo _____ L, 7-21
 10/18 at Scranton _____ L, 6-19
 10/24 Central Michigan (HC) _____ W, 13-7
 11/1 Oklahoma City _____ W, 19-13
 11/8 at St. Vincent _____ W, 19-0
 11/14 John Carroll _____ W, 13-2
 11/21 Kent _____ W, 13-0

1948 - 4-3-2

Captain: Robert Thompson
 9/25 Canisius _____ W, 33-21
 10/2 at Muhlenburg _____ L, 0-19
 10/9 at John Carroll _____ L, 6-13
 10/16 at Oklahoma City _____ L, 14-27
 10/23 Central Michigan _____ W, 32-9
 10/29 at Kent _____ W, 19-7
 11/5 Mississippi College (HC) _____ W, 36-7
 11/13 Gustavus Adolphus _____ T, 7-7
 11/19 Baldwin Wallace _____ T, 33-33

1949 - 4-3-1

Captains: August Yahn, Frank Davanzo
 9/24 Canisius _____ L, 26-28
 10/8 John Carroll _____ W, 20-12
 10/15 at Niagara _____ W, 27-7
 10/22 at Dayton _____ L, 7-41
 10/28 Mount Union (HC) _____ W, 21-6
 11/3 Baldwin Wallace _____ W, 20-14
 11/11 Muhlenburg _____ T, 7-7
 11/18 Gustavus Adolphus _____ L, 13-25

1950 - 3-5

9/23 at Dayton _____ L, 0-7
 10/5 Gustavus Adolphus _____ L, 14-20
 10/14 at John Carroll _____ L, 0-27
 10/21 at Marshall _____ W, 28-13
 10/27 Niagara (HC) _____ W, 14-6
 11/2 Quantico Marines _____ L, 14-33
 11/11 at Bowling Green _____ L, 7-22
 11/16 Mount Union _____ W, 21-0

1951 - 2-6-1

Captain: Ralph Goldston
 9/22 at Camp Lejeune _____ L, 6-19
 9/27 John Carroll _____ W, 10-6
 10/5 Dayton _____ L, 7-27
 10/13 at Xavier _____ L, 0-48
 10/20 Saint Francis (Pa.) (HC) _____ W, 27-6
 10/25 Baldwin Wallace _____ L, 19-33
 11/3 at St. Bonaventure _____ L, 6-39
 11/10 Bowling Green _____ L, 0-20
 11/13 Mount Union _____ T, 13-13

1952 - 4-3-1

9/27 Gustavus Adolphus _____ W, 13-12
 10/4 at Saint Francis (Pa.) _____ W, 35-0
 10/9 Mount Union _____ W, 26-7
 10/18 Marshall (HC) _____ T, 6-6
 10/23 Baldwin Wallace _____ W, 13-12
 11/1 at John Carroll _____ L, 0-40
 11/8 at Bowling Green _____ L, 0-50
 11/15 Toledo _____ L, 21-24

1953 - 7-1

9/19 Bowling Green _____ W, 20-7
 9/26 at Scranton _____ W, 12-7
 10/3 Saint Francis (Pa.) _____ W, 20-13
 10/9 Waynesburg _____ L, 7-10
 10/17 at Eastern Kentucky _____ W, 20-19
 10/24 at Baldwin Wallace _____ W, 7-0
 10/30 John Carroll (HC) _____ W, 21-7
 11/6 Gustavus Adolphus _____ W, 26-25

1954 - 7-2

Captain: Sam Pagano
 9/11 at Gustavus Adolphus _____ W, 13-0
 9/23 Great Lakes Academy _____ W, 34-32
 10/9 at West Chester _____ W, 21-6
 10/16 Eastern Kentucky (HC) _____ L, 7-25
 10/23 Abilene Christian _____ L, 20-26
 10/30 at John Carroll _____ W, 7-0
 11/6 LaCrosse _____ W, 39-13
 11/11 Baldwin Wallace _____ W, 31-7
 11/18 Mount Union _____ W, 44-7

1955 - 4-5

9/15 Ohio _____ L, 0-6
 9/24 at Great Lakes Academy _____ W, 25-0
 10/7 West Chester _____ W, 39-6
 10/13 Morris Harvey _____ L, 12-14
 10/22 at Xavier _____ L, 0-26
 10/27 Baldwin Wallace (HC) _____ W, 28-14
 11/5 at Marshall _____ L, 12-20
 11/13 Gustavus Adolphus _____ W, 44-7
 11/19 at Abilene Christian _____ L, 12-25

1956 - 4-4


Captain: Tony Cougras
 9/22 at West Colorado State _____ L, 7-21
 9/29 Midwestern Texas _____ W, 20-6
 10/6 at Western Kentucky _____ L, 9-26
 10/11 at Morris Harvey _____ L, 0-6
 10/18 Baldwin Wallace _____ W, 31-7
 10/26 North Texas State (HC) _____ L, 12-19
 11/3 Marshall _____ W, 33-13
 11/9 Gustavus Adolphus _____ W, 13-0

1957 - 3-6

Captains: Davey Kimmel, Jim Vechiarella
 9/21 West Colorado State _____ W, 25-6
 9/28 Tennessee Tech _____ L, 7-12
 10/4 at Eastern Michigan _____ W, 13-6
 10/12 Western Kentucky (HC) _____ L, 6-9
 10/19 at Western Michigan _____ L, 14-25
 11/2 Baldwin Wallace _____ L, 14-19
 11/9 Gustavus Adolphus _____ W, 40-13
 11/15 at North Texas State _____ L, 13-68
 11/23 at Eastern Kentucky _____ L, 0-13

1958 - 4-4

Captains: Ray Carter, John Krafcik
 9/20 at Ohio _____ L, 0-38
 9/27 at New Haven _____ W, 20-15
 10/3 Eastern Michigan _____ L, 12-21
 10/11 Western Kentucky (HC) _____ W, 20-6
 10/25 Eastern Kentucky _____ W, 14-9
 10/30 Baldwin Wallace _____ W, 20-12
 11/6 Gustavus Adolphus _____ L, 20-26
 11/13 at Toledo _____ L, 8-21



QB Frank Beck led the Penguins in 1953 and 1954.

1959 - 5-4-1

Captain: Tom Smolanovich
 9/12 at Gustavus Adolphus _____ W, 6-0
 9/19 Tennessee A&I State _____ W, 13-12
 9/25 at Eastern Michigan _____ W, 21-3
 10/3 at Northern Michigan _____ L, 0-7
 10/8 Baldwin Wallace _____ W, 6-0
 10/16 Ohio _____ L, 12-44
 10/31 Buffalo _____ L, 7-16
 11/7 S. Connecticut State (HC) _____ L, 22-25
 11/12 Toledo _____ T, 8-8
 11/19 Akron _____ W, 34-14

1960 - 6-2

Captains: Harold Green, Pete Arlow
 9/17 at Toledo _____ L, 30-34
 9/22 Eastern Michigan _____ W, 27-7
 9/29 Northern Michigan (HC) _____ W, 49-26
 10/6 Baldwin Wallace _____ W, 7-6
 10/15 at Buffalo _____ L, 13-40
 10/29 at S. Connecticut State _____ W, 8-7
 11/10 Gustavus Adolphus _____ W, 55-35
 11/17 Akron _____ W, 34-21

1961 - 4-4-1

9/21 Central Michigan _____ W, 36-7
 9/30 Toledo (HC) _____ W, 14-12
 10/7 at Baldwin Wallace _____ L, 0-40
 10/14 S. Connecticut State _____ W, 28-8
 10/21 at Albright _____ L, 6-20
 10/28 at Hillsdale _____ L, 0-30
 11/4 North Dakota _____ L, 13-20
 11/9 Gustavus Adolphus _____ W, 40-6
 11/18 Texas Lutheran _____ T, 14-14

1962 - 6-3

9/15 at North Dakota _____ L, 7-20
 9/22 at Central Michigan _____ W, 14-7
 9/29 McMurry _____ W, 19-0
 10/6 Baldwin Wallace _____ L, 7-14
 10/13 at Southern Connecticut _____ L, 10-16
 10/20 Albright (HC) _____ W, 16-7
 10/25 Hillsdale _____ W, 29-6
 11/1 Akron _____ W, 17-13
 11/10 at Texas Lutheran _____ W, 13-6



Jim Vechiarella played center and linebacker for the Guins in the 1950's. Later he was an NFL assistant coach for 20 years.



YSU FOOTBALL A TO Z



A | Adipotti, Dick • On Oct. 22, 1966, Adipotti rushed for a school-record 304 yards on 24 carries against Southern Connecticut State.

B | Brown, Adrian • Brown ranks second in school history with 3,978 yards rushing on 875 attempts. He holds the school mark with 55 rushing touchdowns.

C | Cook, Jamaine • Set the school record for all-purpose yardage in a career with 5,220 and was just second tailback in school history to gain more than 4,000 yards rushing (4,052).

D | Deligianis, Harry • Deligianis was the last Penguin to be selected in the NFL Draft being picked by the Jacksonville Jaguars in the fourth round of the 1998 draft. He also holds the school record for sacks in a season with 17 during the 1997 campaign.

E | Ellington, Ray • Ellington played four years of football and two seasons of basketball at YSU.

F | Ferranti Brothers • Jim (1976-79) and Bob Ferranti (1969-72) were two of the most prolific wide receivers in school history. Together the two combined for 316 receptions for 5,266 yards and 40 touchdowns.

G | Gill, Sloko • Gill was the first Penguin to play in the National Football League when he played for the Detroit Lions in 1942.

H | Hopkins, Jermaine • Hopkins, a first-team All-America linebacker in 1995, was tragically killed in January 1996. His No. 58 was retired by the school and has not been worn since.

I | Dominelli, Ian • Dominelli set a school record with 224 tackles during the 1999 season. Dominelli was a first-team All-America linebacker that campaign.

J | Jaworski, Ron and Jones, Leon • Jaworski had a stellar career in the NFL guiding the Philadelphia Eagles to the Super Bowl in 1981. Jones was named the Football Gazette's Defensive Player of the Year in 1994.

K | Kickers • Two former Penguins played in the NFL in Jeff Wilkins and Paul McFadden. Also, the school has had such standouts as Mark Griffith, Nick Terracina, John Dowling and Robert Fozkos.

L | Lykes, Trenton • Lykes led the Guins to their first-ever Division I-AA playoff berth in 1987.

M | Mays, P.J. and Mason, Marcus • P.J. Mays was named the Gateway Conference's Offensive Player of the Year in 2001 while Marcus Mason was the Gateway's Offensive Player of the Year in 2006.

N | Narduzzi, Bill • Coach Narduzzi led the program to the 1979 Division II National Championship game and won 68 games in his 10 years with the program.

O | O'Neill, Ed • O'Neill played two seasons at Youngstown State before moving on to Hollywood. O'Neill, who was born in Youngstown, starred in the sitcom Married With Children as Al Bundy.

P | Paris Wicks • Wicks tied a school record by rushing for more than



PK Paul McFadden is one of two Penguins kickers to play in the NFL.

100 yards in a game five straight times in 1982. He scored a school-record five touchdowns at UNI on Nov. 21, 1981.

Q | Quintana, John • Quintana was the first YSU player on the Division I level to be named an Academic All-American. Quintana was a first-team selection in 1993.

R | Ryan, Jeff • Ryan set the single-season mark for passing yardage in 1999 (2,573) leading YSU to the FCS championship game.

S | Smith, Tamron and Stambaugh Stadium • Smith rushed for a school record 4,866 yards on a school best 987 attempts. His 22 100-yard games are also a school mark. Stambaugh has been home to the program since 1982.

T | Tressel, Jim • Tressel guided the Penguins to four National Championships, six National Championship Games and 135 victories from 1986 through 2000.

U | Undefeated • In 2005, YSU went 6-0 at Stambaugh Stadium. The Penguins enjoyed unbeaten regular seasons at Stambaugh in 2005, 1994, 1993 and 1991.

V | Villanova • One opponent the Penguins have tormented has been Villanova. In the playoffs, YSU defeated the Wildcats in 1991, 1992 and 1997 by a total of seven points.

W | Wilkins, Jeff • The most accomplished YSU player in the NFL, Wilkins holds school career records for points by a kicker, point-after kicks made, field goals made and attempts. He retired after spending 14 seasons in professional football.

X | Xides, Nick • Xides set, and still holds, school records for career punts (257), yards (10,514) and average (40.9) playing from 1982-85.

Y | Youngstown • College, University and State University. The university in the city of Youngstown has had these three names since it opened in the fall of 1908. It was known as Youngstown College from 1928-1954, referred to as Youngstown University from 1955 to 1966 and Youngstown State since 1967.

Z | Zdelar and Zetts • Jim Zdelar was a first-team All-American in 1987. Soon after his playing career ended, he was killed in an automobile accident and since 1993, no player has worn the Number 79 at YSU. Tom Zetts set school career passing records for touchdowns, completions, attempts, yards and percentage.



The goal-line stop against Marshall led to a national title in 1993.



TOP RECEIVING PERFORMANCES



Individual 200-Yard Receiving Games (4)

- Yards • Player vs. Opponent Date (Receptions)**
 214 • Elliott Giles vs. Montana • 11/27/1999 (6)
 212 • Dave DelSignore vs. Pensacola Navy • 10/12/1968
 210 • Dave DelSignore vs. Western Illinois • 9/20/1969 (7)
 209 • John Goode vs. Akron • 11/5/1983 (6)

Individual 150-199 Yard Receiving Games (15)

- Yards • Player vs. Opponent Date (Receptions)**
 199 • Renauld Ray vs. Buffalo • 10/11/1997 (8)
 195 • Rick Shepas vs. Eastern Kentucky • 9/28/1985 (10)
 188 • Jim Ferranti vs. Central State • 10/14/1978 (9)
 181 • William Walker vs. McNeese State • 9/23/1995 (7)
 168 • Bob Ferranti vs. Central Michigan • 11/11/1972 (8)
 167 • Jelani Berassa vs. Butler • 9/13/2014 (6)
 166 • Dave Ferguson at South Dakota State • 9/21/1974 (5)
 164 • Dave Ferguson vs. Tennessee Tech • 10/12/1974 (5)
 159 • John Goode vs. Northern Iowa • 10/22/1983 (5)
 158 • Damoun Patterson at Jacksonville State • 12/3/2016 (3)
 158 • Andrew Williams at Illinois State • 11/8/2014 (6)
 158 • Jim Ferranti vs. Illinois State • 9/8/1979 (8)
 152 • Ray Ellington vs. Edinboro • 9/8/1990 (6)
 151 • Dominique Barnes vs. North Dakota St. • 10/9/2010 (10)
 150 • Andrew Williams at Southern Illinois • 10/24/2015 (6)

Individual 125-149 Yard Receiving Games (36)

- Yards • Player vs. Opponent Date (Receptions)**
 149 • Jim Ferranti vs. Akron • 10/20/1979 (9)
 148 • Jerry Mapes vs. Eastern Michigan • 9/7/1985 (3)
 148 • Rick Shepas vs. Morehead State • 11/22/1985 (9)
 148 • John Goode vs. Western Illinois • 9/24/1983 (7)
 147 • Andre Stubbs at Pittsburgh • 9/5/2015 (6)
 146 • Dave DelSignore vs. Akron • 11/8/1969 (8)
 145 • Elliott Giles vs. Slippery Rock • 9/2/1999 (3)
 145 • Rick Shepas at Northeastern • 9/20/1986 (7)
 144 • T.J. Peterson vs. James Madison • 11/25/2006 (11)
 144 • Elliott Giles at Western Michigan • 9/11/1999 (9)
 143 • Damoun Patterson at Indiana State • 11/4/2017 (5)
 143 • Herb Williams vs. James Madison • 9/26/1992 (10)
 142 • Kyle Smith vs. Northern Iowa • 11/1/2003 (7)
 140 • Andrew Williams vs. South Dakota • 11/1/2014 (6)
 139 • Andrew Williams at South Dakota State • 10/24/2014 (6)
 137 • Jim Ferranti vs. Eastern Illinois • 11/3/1979 (9)
 136 • Donald Jones at Illinois State • 11/1/2008 (4)
 135 • Dennis Dlugosz vs. Elon • 11/17/2001 (4)
 135 • John Goode vs. Eastern Kentucky • 9/10/1983 (8)
 135 • John Goode at Delaware • 10/17/1981 (3)
 134 • Dominique Barnes at Penn State • 9/4/2010 (11)
 133 • Ferlando Williams vs. Western Illinois • 11/10/2007 (8)
 132 • Dominique Barnes vs. Indiana State • 11/13/2010 (10)
 132 • Jim Ferranti vs. Northern Iowa • 9/29/1979 (7)
 131 • Christian Bryan at Southern Illinois • 10/15/2011 (5)
 131 • Herb Williams vs. Liberty • 10/19/1991 (8)
 130 • Donald Jones vs. Missouri State • 10/3/2009 (11)
 130 • Dave DelSignore vs. Morehead State • 10/18/1969 (7)
 129 • Andre Stubbs at Western Illinois • 10/31/2015 (6)
 129 • Maury Bibent at Tennessee Tech • 10/10/1987 (9)
 129 • Rick Shepas vs. Austin Peay • 10/19/1985 (5)
 128 • Frank Pokorny vs. Morehead State • 11/19/1983 (9)
 127 • Bob Ferranti at Murray State • 10/10/1970 (7)
 127 • Dave DelSignore vs. SE Louisiana • 11/1/1969 (4)
 125 • Samuel St. Surin at Indiana State • 11/4/2017 (2)
 125 • Herb Williams vs. Texas State • 9/19/1992 (5)
 124 • Christian Turner at Pittsburgh • 9/2/2017 (5)
 122 • Dominique Barnes vs. Illinois State • 11/14/09 (8)
 122 • Jim Ferranti at Northern Michigan • 10/13/1979 (8)
 121 • Herb Williams vs. Eastern Illinois • 10/31/1992 (3)
 120 • Will Shaw at South Dakota State • 10/27/2012 (10)
 119 • Herb Williams vs. Indiana State • 10/3/1992 (6)
 117 • William Walker at Delaware • 10/7/1995 (7)
 117 • Bob Ferranti vs. Northern Michigan • 10/7/1972 (9)
 114 • Jelani Berassa vs. Duquesne • 9/6/2014 (6)
 114 • Jeff Patterson at Western Illinois • 11/8/1980 (4)
 114 • Willie Packman vs. Central Michigan • 11/11/1972 (3)
 113 • Marcel Caver vs. Morehead State • 9/7/2013 (5)
 113 • Dominique Barnes at Illinois State • 11/6/2010 (8)
 113 • Dominique Barnes vs. Missouri State • 10/3/2009 (9)
 113 • Frank Pokorny vs. Western Illinois • 9/24/1983 (6)
 113 • Dave DelSignore at Southern Illinois • 11/2/1968 (11)
 112 • Don Zwisler vs. Slippery Rock • 9/24/1994 (6)
 112 • Jim Ferranti vs. Akron • 10/21/1978 (4)
 111 • Kyle Smith vs. Western Kentucky • 11/12/2005 (6)
 111 • Renauld Ray vs. Clarion • 9/28/1996 (4)
 111 • Lorenzo Davis at Tennessee Tech • 10/10/1987 (5)
 111 • Bob Ferranti at Dayton • 9/9/1972 (4)
 110 • Dominique Barnes at South Dakota St. • 10/23/2010 (10)
 110 • T.J. Peterson vs. Maine • 9/9/2006 (5)
 110 • Ray Ellington vs. Bloomsburg • 9/1/1990 (7)
 110 • Jim Ferranti at Ashland • 9/23/1978 (3)
 109 • Joel Cuffman vs. Tennessee Tech • 10/6/1984 (4)
 109 • Dave Ferguson vs. South Dakota State • 9/22/1973 (3)
 108 • Andre Ballinger at Delaware State • 9/14/1991 (8)
 108 • Bob Ferranti vs. Northern Michigan • 10/17/1970 (6)
 108 • Bob Ferranti at Southern Illinois • 9/26/1970 (7)
 106 • Elliott Giles vs. Western Illinois • 9/25/1999 (7)
 106 • Rick Banna vs. Villanova • 11/8/1975 (5)
 106 • Russ Musiel vs. Villanova • 11/8/1975 (8)
 106 • Paul Ceremuga vs. Akron • 11/19/1959
 105 • Donald Jones vs. Illinois State • 11/14/2009 (7)
 105 • Trent Boykin vs. Kent State • 10/15/1994 (7)
 105 • Elliott Fedd at Northern Iowa • 10/26/1985 (6)
 105 • Jim Ferranti at Akron • 10/15/1977 (5)
 105 • John Toy at Indiana (Pa.) • 11/18/1972 (8)
 105 • Bob Ferranti vs. Tampa • 10/3/1970 (6)
 104 • Herb Williams at Marshall • 12/19/1992 (5)
 104 • Jim Ferranti vs. Northern Michigan • 11/4/1978 (5)
 104 • Jim Ferranti vs. Central State • 11/12/1977 (8)
 104 • Bob Ferranti vs. Western Illinois • 10/16/1971 (7)
 103 • Herb Williams vs. Villanova • 11/28/1992 (5)
 103 • Bob Ferranti vs. Chattanooga • 11/21/1970 (4)
 102 • Aaron Pitts at Southern Illinois • 10/24/2009 (7)
 102 • Elliott Giles at Northern Iowa • 10/23/1999 (5)
 102 • Elliott Giles vs. Cal Poly • 10/16/1999 (4)
 101 • Maury Bibent at Eastern Michigan • 9/5/1987 (6)
 101 • Robert Thompson at Tennessee Tech • 10/12/1985 (5)
 100 • Damoun Patterson at UNI • 10/21/2017 (5)
 100 • Kevin Rader at Pittsburgh • 9/2/2017 (6)
 100 • Andrew Williams vs. Missouri State • 11/7/2015 (4)
 100 • Dominique Barnes at Illinois State • 11/1/08 (8)
 100 • Lorenzo Davis at Furman • 12/2/1989 (4)
 100 • Ray Hernan at Central State • 11/13/1976 (3)
 100 • Craig Cotton vs. Akron • 11/22/1968 (7)



WR Herb Williams set a record with 1,302 yards receiving in 1993.



TE John Goode had 209 yards receiving Against Akron on Nov. 5, 1983.



WR Dave DelSignore is the only player in school history with two 200-yard receiving games.



TOP PASSING PERFORMANCES



QB Kurt Hess is the most recent YSU quarterback to throw for more than 300 yards.

Individual 300-Yard Passing Games (23)

Yards • Player vs. Opponent, Date

- 391 • Denny Klembara vs. Pensacola Navy • Oct. 12, 1968
- 389 • Ron Jaworski vs. Central Michigan • Nov. 11, 1972
- 369 • Jamie DeVore vs. Eastern Kentucky • Sept. 10, 1983
- 349 • Ricky Davis at Indiana State • Nov. 4, 2017
- 347 • Brandon Summers at Illinois State • Nov. 1, 2008
- 346 • Brandon Summers vs. Illinois State • Nov. 14, 2009
- 341 • Trenton Lykes at Eastern Michigan • Sept. 5, 1987
- 334 • Brandon Summers vs. Liberty • Sept. 27, 2008
- 333 • Denny Klembara vs. Southern Illinois • Nov. 2, 1968
- 324 • Hunter Wells at Southern Illinois • Oct. 24, 2015
- 321 • Ron Jaworski at SE Louisiana • Oct. 31, 1970
- 317 • Denny Klembara vs. Akron • Nov. 22, 1968
- 316 • Ron Jaworski vs. Northern Michigan • Oct. 7, 1972
- 314 • Tom Zetts vs. James Madison • Nov. 25, 2006
- 312 • Denny Klembara at Akron • Nov. 8, 1969
- 311 • Hunter Wells at Pittsburgh • Sept. 2, 2017
- 311 • Kurt Hess vs. Illinois State • Oct. 12, 2013
- 311 • Trenton Lykes at Morehead State • Nov. 15, 1986
- 309 • Keith Snoddy at Northern Michigan • Oct. 13, 1979
- 306 • Kurt Hess vs. Missouri State • Nov. 19, 2011
- 305 • Trenton Lykes vs. Akron • Nov. 21, 1986
- 303 • Trenton Lykes at Tennessee Tech • Oct. 4, 1987
- 300 • Demond Tidwell vs. Buffalo • Oct. 11, 1997

Individual 250-299 Yard Passing Games (42)

- 298 • Tom Zetts vs. Western Illinois • Nov. 10, 2007
- 297 • Hunter Wells vs. Butler • Sept. 13, 2014
- 296 • Brandon Summers at Southern Illinois • Oct. 24, 2009
- 293 • Kurt Hess vs. Illinois State • Sept. 17, 2011
- 293 • Mark Brungard at Delaware • Oct. 7, 1995
- 292 • Kurt Hess vs. Duquesne • Sept. 21, 2013
- 291 • Tom Zetts at Southern Illinois • Nov. 5, 2005
- 290 • Hunter Wells at Jacksonville State • Dec. 3, 2016
- 290 • Kurt Hess vs. UNI • Sept. 21, 2012
- 288 • Dante Nania vs. Duquesne • Sept. 6, 2014
- 286 • Tom Zetts at Western Kentucky • Oct. 2, 2004
- 283 • Kurt Hess at South Dakota • Nov. 2, 2013
- 282 • Kurt Hess vs. Morehead State • Sept. 7, 2013
- 281 • Ricky Davis vs. South Dakota • Oct. 1, 2016
- 281 • Jeff Ryan at Montana • Nov. 27, 1999
- 281 • Mark Brungard at McNeese State • Sept. 23, 1995
- 279 • Cliff Stoudt vs. Villanova • Nov. 8, 1975
- 274 • Hunter Wells at Pittsburgh • Sept. 5, 2015
- 271 • Hunter Wells vs. James Madison • Jan. 7, 2017
- 271 • Ron Jaworski vs. Akron • Oct. 21, 1972
- 270 • Kurt Hess at South Dakota State • Oct. 27, 2012
- 269 • Hunter Wells vs. Southern Illinois • Oct. 18, 2014


- 269 • Trenton Lykes at Northeastern • Sept. 20, 1986
- 266 • Bob Courtney at Morehead State • Nov. 17, 1984
- 264 • Kurt Hess at Southern Illinois • Oct. 15, 2011
- 264 • Tom Zetts at UNI • Oct. 29, 2005
- 264 • Jamie DeVore vs. Western Illinois • Sept. 24, 1983
- 263 • Kurt Hess at South Dakota State • Oct. 23, 2010
- 263 • Bob Courtney vs. Eastern Kentucky • Sept. 28, 1985
- 259 • Brandon Summers at North Dakota St. • Nov. 21, 2009
- 259 • Mark Brungard vs. Central Michigan • Oct. 14, 1995
- 258 • Kurt Hess at Southern Illinois • Sept. 28, 2013
- 258 • Tom Zetts at Missouri State • Nov. 13, 2004
- 258 • Denny Klembara at Western Illinois • Sept. 20, 1969
- 256 • Hunter Wells at South Dakota State • Oct. 25, 2014
- 256 • Nick Cochran at Marshall • Dec. 19, 1992
- 255 • Denny Klembara vs. Southern Illinois • Sept. 27, 1969
- 253 • Jeff Ryan at Western Michigan • Sept. 11, 1999
- 253 • Trenton Lykes vs. Northeastern • Oct. 3, 1987
- 252 • Kurt Hess vs. North Dakota State • Oct. 9, 2010
- 251 • Brandon Summers vs. Missouri State • Oct. 3, 2009
- 250 • Kurt Hess at Illinois State • Nov. 6, 2010

Individual 225-249 Yard Passing Games (38)

- 249 • Bob Courtney at Tennessee Tech • Oct. 12, 1985
- 249 • Cliff Stoudt at South Dakota State • Sept. 21, 1974
- 248 • Kurt Hess vs. Indiana State • Nov. 17, 2012
- 248 • Nick Cochran at Texas State • Sept. 19, 1992
- 248 • Keith Snoddy vs. Central State • Oct. 14, 1978
- 246 • Ron Jaworski at Indiana, Pa. • Nov. 18, 1972
- 245 • Tom Zetts at UNI • Oct. 27, 2007
- 245 • Tom Zetts vs. Western Kentucky • Nov. 12, 2005
- 245 • Jeff Ryan vs. North Carolina A&T • Dec. 4, 1999
- 244 • Hunter Wells at Eastern Washington • Dec. 17, 2016
- 244 • Hunter Wells vs. South Dakota • Nov. 1, 2014
- 244 • Cliff Stoudt at Central State • Nov. 13, 1976
- 243 • Kurt Hess vs. South Dakota State • Oct. 8, 2011
- 243 • Nick Cochran vs. James Madison • Sept. 26, 1992
- 243 • Ken Kuhn at Akron • Nov. 5, 1983
- 242 • Mark Brungard vs. Eastern Kentucky • Dec. 3, 1994
- 241 • Hunter Wells vs. Missouri State • Nov. 7, 2015
- 240 • Hunter Wells vs. Illinois State • Oct. 10, 2015
- 238 • Ron Jaworski at Murray State • Oct. 10, 1970
- 237 • Kurt Hess at North Dakota State • Nov. 12, 2011
- 236 • Hunter Wells vs. Illinois State • Nov. 8, 2014
- 236 • Mark Brungard vs. Slippery Rock • Sept. 24, 1994
- 233 • Ron Jaworski at Dayton • Sept. 9, 1972
- 232 • Brandon Summers vs. Austin Peay • Sept. 12, 2009
- 231 • Kurt Hess vs. Southern Illinois • Oct. 20, 2012
- 231 • Trenton Lykes vs. Morehead State • Nov. 22, 1985
- 230 • Mark Brungard at Stephen F. Austin • Sept. 11, 1993
- 230 • Trenton Lykes at UNI • Nov. 28, 1987
- 230 • Bob Courtney at Eastern Michigan • Sept. 7, 1985



QB Tom Zetts threw for a postseason record 314 yards in the win over James Madison.



QB Brandon Summers has two of the top five passing games in YSU history.

- 230 • Denny Klembara at South Dakota State • Oct. 25, 1969
- 229 • Mark Brungard vs. Akron • Oct. 29, 1994
- 229 • Keith Snoddy at Illinois State • Sept. 8, 1979
- 227 • Jeff Ryan vs. Western Illinois • Sept. 25, 1999
- 227 • Trenton Lykes vs. Morehead State • Nov. 14, 1987
- 225 • Jamie DeVore at Tennessee Tech • Sept. 17, 1983
- 225 • Keith Snoddy at Eastern Illinois • Nov. 3, 1979
- 225 • Ray Isaac at Furman • Dec. 2, 1989
- 225 • Ken Kuhn at UNI • Oct. 22, 1983

Individual 200-224 Yard Passing Games (32)

- 224 • Kurt Hess vs. Western Illinois • Oct. 29, 2011
- 224 • Kurt Hess vs. Indiana State • Sept. 24, 2011
- 223 • Ray Isaac vs. Bloomsburg • Sept. 1, 1990
- 222 • Hunter Wells at North Dakota State • Nov. 14, 2016
- 220 • Ron Jaworski at Chattanooga • Nov. 21, 1970
- 219 • Keith Snoddy vs. Northern Iowa • Sept. 29, 1979
- 218 • Kurt Hess vs. Northern Iowa • Oct. 30, 2010
- 216 • Nick Cochran vs. Eastern Illinois • Oct. 31, 1992
- 214 • Jeff Ryan at Southern Illinois • Nov. 3, 2001
- 213 • Kurt Hess at Western Illinois • Oct. 16, 2010
- 213 • Aaron Marshall at UNI • Nov. 1, 2003
- 210 • Ray Isaac vs. Central Florida • Nov. 24, 1990
- 208 • Brandon Summers at Western Illinois • Nov. 22, 2008
- 208 • Tom Zetts vs. UNI • Oct. 21, 2006
- 208 • Keith Snoddy vs. Northern Michigan • Nov. 4, 1978
- 208 • Ron Jaworski vs. Western Illinois • Oct. 16, 1971
- 207 • Kurt Hess at UNI • Nov. 9, 2013
- 207 • Tom Zetts vs. Slippery Rock • Sept. 2, 2004
- 206 • Ron Jaworski at Central State • Nov. 4, 1972
- 205 • Tom Zetts at Liberty • Sept. 17, 2005
- 205 • Mark Brungard vs. Samford • Oct. 23, 1993
- 205 • Mark Brungard vs. Kent State • Oct. 15, 1994
- 205 • Trenton Lykes at Eastern Kentucky • Oct. 25, 1986
- 204 • Kurt Hess vs. Valparaiso • Sept. 10, 2011
- 204 • Mark Brungard vs. Illinois State • Nov. 18, 1995
- 204 • Ron Jaworski vs. Northern Michigan • Oct. 17, 1970
- 202 • Jeff Ryan vs. Illinois State • Oct. 30, 1999
- 202 • Tom Zetts vs. Western Illinois • Oct. 15, 2005
- 201 • Kurt Hess at Illinois State • Oct. 10, 2012
- 201 • Tom Zetts vs. Northeastern • Sept. 10, 2005
- 201 • Jeff Ryan vs. UNI • Nov. 7, 1998



TOP RUSHING PERFORMANCES



Individual 300-Yard Rushing Games (1)

Yards • Player vs. Opponent, Date (Attempts)

304 • Dick Adipotti vs. Southern Connecticut State • 10/22/1966 (24)

Individual 200-Yard Rushing Games (21)

Yards • Player vs. Opponent, Date (Attempts)

265 • Marcus Mason at Western Illinois • 10/14/2006 (20)
 264 • Robby Robson vs. Delaware • 11/10/1979 (30)
 253 • Frank Horvath vs. Gustavus Adolphus • 11/10/1960 (20)
 249 • Marcus Mason vs. Southern Illinois • 11/4/2006 (29)
 246 • Tamron Smith vs. Samford • 12/14/1991 (46)
 236 • Monquantae Gibson at Western Kentucky • 11/11/2006 (43)
 227 • Paris Wicks at Morehead State • 11/14/1981 (24)
 226 • P.J. Mays vs. Lock Haven • 8/30/2001 (21)
 218 • P.J. Mays vs. Missouri State • 10/13/2001 (24)
 215 • Paris Wicks at Northern Iowa • 11/21/1981 (33)
 214 • Paris Wicks at Austin Peay • 10/16/1982 (30)
 213 • Jody Webb vs. Wofford • 12/10/2016 (34)
 213 • Jamaine Cook at Illinois State • 11/6/2010 (43)
 211 • Dave Garden vs. Eastern Illinois • 10/13/1973 (24)
 210 • P.J. Mays vs. Southern Illinois • 11/2/2002 (28)
 210 • Jake Andreadis vs. Wingate • 10/21/1995 (22)
 208 • Dave Kimmel at Western Michigan • 10/19/1957
 203 • Jamaine Cook vs. South Dakota • 11/3/2012 (42)
 203 • Marcus Mason vs. Missouri State • 10/22/2005 (32)
 202 • Archie Herring vs. Towson State • 11/18/1989 (24)
 201 • P.J. Mays at Marshall • 11/24/2001 (30)

Individual 175-199 Yard Rushing Games (31)

Yards • Player vs. Opponent, Date (Attempts)

199 • Martin Ruiz vs. Western Illinois • 10/19/2013 (21)
 198 • Monquantae Gibson vs. Northeastern • 9/10/2005 (32)
 198 • Adrian Brown at Southern Illinois • 10/9/1999 (27)
 197 • Marcus Mason vs. Indiana State • 10/7/2006 (22)
 195 • Leo Hawkins vs. Southern Illinois • 11/12/1988 (19)
 190 • Joe Alessi at Missouri State • 11/19/2016 (7)
 189 • Ralph Morelli at Eastern Michigan • 9/25/1959 (18)
 189 • Dave Kimmel vs. Western Colorado • 9/21/1957 (18)
 188 • Adrian Brown vs. Florida A&M • 12/11/1999 (30)
 187 • Adrian Brown at Eastern Washington • 12/13/1997 (20)
 187 • Tamron Smith at The Citadel • 12/5/1992 (29)
 185 • Martin Ruiz vs. South Dakota • 11/1/2014 (28)
 185 • Frank Horvath vs. S. Connecticut State • 10/14/1961 (21)
 184 • Frank Horvath vs. Texas Lutheran • 11/18/1961 (16)
 183 • Tevin McCaster vs. South Dakota State • 9/30/2017 (35)
 183 • Martin Ruiz at Missouri State • 11/19/2016 (19)
 181 • Tevin McCaster vs. Missouri State • 11/18/2017 (27)
 180 • Adaris Bellamy vs. Valparaiso • 9/10/2011 (23)
 180 • P.J. Mays vs. Clarion • 9/8/2001 (9)
 179 • Jamaine Cook at Southern Illinois • 10/15/2011 (32)
 179 • Jamaine Cook vs. Central Connecticut State • 9/18/2010 (14)
 178 • Darnell Clark at Ohio • 11/7/1992 (19)
 177 • Jamaine Cook at Illinois State • 10/10/2012 (30)
 177 • Jamaine Cook vs. Indiana State • 9/24/2011 (33)
 177 • Marschell Brumfield at Northern Iowa • 9/9/1978 (17)
 176 • Marcus Mason at Illinois State • 10/28/2006 (33)
 176 • P.J. Mays vs. Indiana State • 10/5/2002 (30)
 176 • Tamron Smith vs. Northeastern • 9/28/1991 (28)
 176 • Leo Hawkins vs. Morgan State • 9/21/1991 (22)
 175 • Adrian Brown at Kent • 9/12/1998 (22)
 175 • Robby Robson vs. Western Illinois • 10/27/1979 (38)

Individual 150-174 Yard Rushing Games (52)

Yards • Player vs. Opponent, Date (Attempts)

174 • Jody Webb vs. Samford • 11/26/2016 (27)
 172 • Marcus Mason vs. Northern Iowa • 10/21/2006 (33)
 171 • Frank Horvath vs. Gustavus Adolphus • 11/9/1961 (13)
 170 • P.J. Mays vs. Elon • 11/17/2001 (15)
 168 • Monquantae Gibson at McNeese State • 9/18/2004 (23)
 168 • Paris Wicks vs. Middle Tennessee State • 10/30/1982 (33)
 168 • Ken Kacenga at Baldwin-Wallace • 9/29/1967 (25)
 167 • Jody Webb vs. Southern Illinois • 11/12/2016 (21)
 167 • Jamaine Cook at Missouri State • 10/2/2010 (26)
 167 • Monquantae Gibson at Western Illinois • 11/6/2004 (25)
 166 • Jody Webb at Missouri State • 11/19/2016 (15)
 166 • Dave Garden vs. Akron • 11/16/1974 (16)
 165 • Martin Ruiz vs. Robert Morris • 9/17/2016 (16)
 165 • P.J. Mays vs. Clarion • 8/29/2002 (26)
 163 • Adrian Brown vs. Missouri State • 11/6/1999 (32)
 163 • Al Campana vs. Canisius • 9/25/1948 (18)
 162 • Jamaine Cook vs. Saint Francis (Pa.) • 10/22/2011 (19)
 161 • Jamaine Cook vs. Albany • Sept. 15, 2012 (33)
 161 • Jamaine Cook at Western Illinois • Oct. 16, 2010 (30)
 160 • Monquantae Gibson vs. Liberty • 9/25/2004 (30)
 160 • Adrian Brown vs. Georgia Southern • 12/18/1999 (22)
 160 • George Ceremuga vs. Saint Francis (Pa.) • 10/20/1951 (12)
 160 • Robert Thompson vs. Eastern Michigan • 9/1/1984 (18)
 159 • Shawn Patton vs. Slippery Rock • 9/24/1994 (23)
 159 • Tamron Smith vs. James Madison • 9/26/1992 (34)
 159 • Paris Wicks vs. Western Illinois • 11/7/1981 (27)
 159 • Dick Adipotti at Augustana • 10/16/1965 (17)

158 • Tevin McCaster at Southern Illinois • 11/11/2017 (26)
 158 • Marcus Mason vs. Illinois State • 12/2/2006 (26)
 158 • Josh Cayson vs. Indiana State • 10/30/2004 (32)
 158 • Shawn Patton vs. Alcorn State • 11/25/1994 (22)
 158 • Lorenzo Davis at MTSU • 10/31/1987 (21)
 158 • Dave Kimmel vs. Marshall • 11/3/1956 (20)
 157 • John Kinch vs. Akron • 11/16/1974 (24)
 156 • Adaris Bellamy vs. North Dakota State • 10/9/2010 (21)
 156 • Ray Carter vs. Gustavus Adolphus • 11/9/1957 (23)
 154 • Tevin McCaster at Eastern Washington • 12/17/2016 (29)
 154 • Tamron Smith at Illinois State • 11/13/1993 (26)
 154 • Bill Leshnock at Augustana • 10/17/1964 (16)
 153 • Tamron Smith at Towson State • 11/10/1990 (15)
 153 • John Kinch vs. Central State • 9/13/1975 (28)
 153 • Ray Repasky vs. S. Connecticut State • 10/12/1963 (15)
 152 • Marcus Mason at Indiana State • 10/8/2005 (18)
 152 • Matt Rycraft vs. Western Illinois • 10/11/2003 (21)
 152 • Dave Kimmel vs. Abilene Christian • 10/23/1954 (10)
 151 • Martin Ruiz vs. Indiana State • 10/29/2016 (22)
 151 • Dick Adipotti at Central Michigan • 9/17/1966 (19)
 151 • Joe Guido vs. Mount Union • 11/18/1954 (15)
 150 • P.J. Mays at Indiana State • 10/6/2001 (34)
 150 • Tamron Smith vs. Liberty • 10/16/1993 (17)
 150 • Jerry Mapes vs. Cincinnati • 9/14/1985 (28)
 150 • Dave Kimmel at Morris Harvey • 10/11/1956 (18)

Individual 125-149 Yard Rushing Games (87)

Yards • Player vs. Opponent, Date (Attempts)

149 • Jabari Scott at Indiana State • 11/3/2007 (14)
 149 • Leo Hawkins at Eastern Illinois • 9/24/1988 (17)
 149 • Paris Wicks vs. Eastern Illinois • 10/24/1981 (27)
 148 • Martin Ruiz vs. Duquesne • 9/6/2014 (23)
 148 • Tamron Smith vs. Morgan State • 9/18/1993 (14)
 147 • Jamaine Cook at North Dakota State • 11/12/2011 (33)
 147 • Adrian Brown at Northern Iowa • 10/23/1999 (29)
 147 • Eric Escala vs. Wayne State • 10/26/1974 (12)
 147 • Dave Kimmel vs. North Texas State • 10/26/1956 (21)
 146 • Jamaine Cook vs. UNI • 9/21/2012 (32)
 146 • Torrian Pace vs. Valparaiso • 9/8/2012 (14)
 146 • Kamryn Keys vs. North Dakota State • 9/20/2008 (21)
 146 • Josh Cayson at Illinois State • 10/23/2004 (25)
 146 • P.J. Mays at Illinois State • 11/9/2002 (32)
 145 • Paris Wicks at Cincinnati • 9/5/1981 (21)
 144 • Calvin Mason at Tennessee Tech • 9/16/1967 (13)
 144 • Darnell Clark vs. Eastern Kentucky • 10/2/1993 (16)
 144 • Paris Wicks vs. Akron • 9/4/1982 (24)
 144 • Marschell Brumfield vs. Saginaw • 9/30/1978 (28)
 143 • Jake Andreadis vs. Delaware • 10/17/1998 (11)
 143 • Archie Herring vs. Morgan State • 9/30/1989 (13)
 142 • Martin Ruiz vs. Indiana State • 11/15/2014 (27)
 142 • Shawn Patton vs. Montana • 12/10/1994 (26)
 142 • John Murphy at Morehead State • 11/17/1984 (20)
 142 • Frank Horvath vs. North Dakota • 11/4/1961 (25)
 141 • Martin Ruiz at Indiana State • 10/5/2013 (23)
 141 • Robby Robson vs. Akron • 10/4/1980 (37)
 140 • Jody Webb at Jacksonville State • 12/3/2016 (19)
 140 • Shawn Patton vs. Boise State • 12/17/1994 (27)
 140 • Paris Wicks at Morehead State • 11/13/1982 (27)
 140 • Dave Garden vs. Central Michigan • 11/11/1972 (14)
 140 • Ken Kacenga vs. Gustavus Adolphus • 9/14/1968 (16)
 139 • Shawn Patton vs. Buffalo • 11/5/1994 (21)
 139 • Paris Wicks vs. Northern Iowa • 11/20/1982 (36)
 139 • Cliff Stoudt vs. South Dakota State • 11/15/1975 (15)
 139 • Sanford Rivers vs. S. Connecticut State • 10/9/1965 (35)
 138 • Tamron Smith at Towson State • 11/23/1991 (30)
 138 • Robby Robson vs. South Dakota State • 11/24/1979 (28)
 137 • P.J. Mays vs. Samford • 11/23/2002 (23)
 137 • Tamron Smith vs. Nevada • 12/7/1991 (25)
 136 • Josh Cayson vs. Edinboro • 8/28/2003 (10)
 136 • Paris Wicks vs. Tennessee Tech • 9/18/1982 (30)
 136 • Robby Robson vs. Akron • 10/21/1978 (26)
 136 • Roosevelt Blackwell vs. Northern Michigan • 10/17/1970 (20)
 136 • Ken Kacenga at Southern Illinois • 10/8/1966 (19)
 136 • Frank Horvath vs. Northern Michigan • 9/29/1960 (25)
 135 • Jordan Thompson vs. Saint Francis (Pa.) • 10/22/2011 (4)
 135 • Marschell Brumfield vs. Ashland • 9/23/1978 (13)
 135 • Frank Beck vs. Great Lakes Academy • 9/23/1954 (20)
 134 • Mike Hardie vs. Western Illinois • 11/6/1982 (9)
 134 • Frank Horvath vs. Akron • 11/17/1960 (24)
 133 • Tamron Smith at Northeastern • 10/17/1992 (23)
 133 • Lorenzo Davis vs. Towson State • 10/15/1988 (14)
 133 • John Kinch vs. South Dakota State • 9/21/1974 (27)
 132 • Jody Webb vs. North Dakota State • 11/14/2015 (5)
 132 • Martin Ruiz at South Dakota State • 10/25/2014 (20)
 132 • Frank Horvath vs. Buffalo • 10/15/1960 (12)
 131 • Martin Ruiz at South Dakota • 11/2/2013 (23)



TOP RUSHING PERFORMANCES



- 131 • Shawn Patton vs. Eastern Kentucky • 9/17/1994 (28)
- 131 • Roosevelt Blackwell vs. Murray State • 10/10/1970 (22)
- 130 • Marcus Mason at Missouri State • 9/30/2006 (22)
- 130 • P.J. Mays at Florida Atlantic • 10/12/2002 (27)
- 130 • John Kinch vs. Austin Peay • 9/14/1974 (27)
- 129 • Josiah Doby vs. Clarion • 8/29/2002 (5)
- 129 • Tamron Smith vs. Clarion • 9/5/1992 (18)
- 129 • John Kinch vs. Eastern Illinois • 11/2/1974 (30)
- 129 • Sanford Rivers vs. Lock Haven • 10/27/1966 (22)
- 128 • Jody Webb vs. South Dakota • 11/1/204 (11)
- 128 • Archie Herring vs. Bloomsburg • 9/1/1990 (19)
- 128 • Robert Thompson at Tennessee Tech • 10/12/1985 (19)
- 128 • Robby Robson vs. Central State • 9/15/1979 (31)
- 127 • Jody Webb at Pittsburgh • 9/5/2015 (17)
- 127 • Jamaine Cook vs. UNI • 10/30/2010 (26)
- 127 • P.J. Mays at Cal Poly • 11/18/2000 (24)
- 127 • Adrian Brown at Missouri State • 11/21/1998 (20)
- 127 • Steve Jones vs. Liberty • 11/4/1989 (24)
- 127 • Robby Robson vs. Delaware • 12/8/1979 (27)
- 127 • John Kinch at Central State • 11/9/1974 (28)
- 126 • Jamaine Cook vs. Valparaiso • 9/10/2011 (15)
- 126 • Marcus Mason vs. Illinois State • 10/1/2005 (27)
- 126 • Jake Andreadis at Akron • 11/4/1995 (31)
- 126 • Marschell Brumfield vs. Saginaw Valley • 10/9/1976 (22)
- 126 • Robby Robson vs. Morehead State • 10/18/1980 (25)
- 125 • Marcus Mason vs. Western Illinois • 10/15/2005 (21)
- 125 • Jeff Ryan vs. Hofstra • 11/4/2000 (18)
- 125 • Paris Wicks vs. American International • 11/15/1980 (17)
- 125 • Robert Thompson at MTSU • 11/2/1985 (29)

Individual 100-124 Yard Rushing Games (142)

Yards • Player vs. Opponent, Date (Attempts)

- 124 • Jamaine Cook vs. Indiana State • 11/17/2012 (30)
- 124 • Leo Hawkins at Nevada • 12/7/1991 (26)
- 124 • Rod Love vs. Austin Peay • 10/17/1987 (18)
- 124 • Roosevelt Blackwell vs. Chattanooga • 11/21/1970 (25)
- 124 • Dick Adipotti vs. Southern Illinois • 11/4/1967 (17)
- 124 • Frank Horvath vs. Toledo • 9/17/1960 (18)
- 123 • Kamryn Keys vs. Indiana State • 11/8/2008 (17)
- 123 • Mike Burns vs. Southern Illinois • 11/2/2003 (12)
- 123 • Jake Andreadis vs. Missouri State • 11/15/1997 (16)
- 123 • Tamron Smith vs. Illinois State • 10/10/1992 (26)
- 123 • Leo Hawkins vs. Edinboro • 11/1/1989 (15)
- 123 • John Kinch vs. Northern Michigan • 10/5/1974 (27)
- 123 • Frank Horvath vs. Eastern Michigan • 9/22/1960 (13)
- 122 • Jody Webb vs. Morehead State • 9/7/2013 (11)
- 122 • Jamaine Cook vs. Illinois State • 9/17/2011 (30)
- 122 • Kevin Smith at Indiana State • 11/3/2007 (14)
- 122 • Justin Reams vs. Slippery Rock • 9/1/2005 (14)
- 122 • Monquantee Gibson vs. Florida International • 9/11/2004 (22)
- 122 • Jeff Ryan vs. New Haven • 10/24/1998 (27)
- 122 • Lorenzo Davis vs. Eastern Illinois • 9/24/1988 (23)
- 122 • Roosevelt Blackwell vs. Gustavus Adolphus • 11/13/1971(21)
- 121 • Kevin Smith vs. Illinois State • 11/14/2009 (27)
- 121 • Marcus Mason at Appalachian State • 12/9/2006 (22)
- 121 • Nolan Moore vs. Slippery Rock • 9/16/1995 (25)
- 121 • J.C. Penny at Kent • 9/3/1988 (27)
- 121 • Paris Wicks vs. Murray State • 9/19/1981 (22)
- 120 • Jabari Scott vs. North Dakota State • 9/20/2008 (17)
- 120 • Adrian Brown at Villanova • 11/13/1999 (24)
- 120 • Adrian Brown at Buffalo • 10/12/1996 (23)
- 120 • Dave Kimmel vs. Baldwin-Wallace • 10/18/1956 (19)
- 119 • Dave Garden vs. Xavier • 10/28/1972 (10)
- 118 • Josh Cayson vs. Missouri State • 10/4/2003 (20)
- 118 • Robby Robson vs. Akron • 9/25/1976 (26)
- 118 • Ken Kacenga vs. Lock Haven • 10/27/1966 (10)
- 117 • Jody Webb at Missouri State • 10/4/2014 (10)
- 117 • Martin Ruiz vs. Morehead State • 9/7/2013 (6)
- 117 • Mike Burns vs. Kent State • 9/13/2003 (18)
- 117 • P.J. Mays at Western Illinois • 10/21/2000 (20)
- 117 • Jake Andreadis at Kent • 9/14/1996 (18)
- 117 • Shawn Patton at Delaware State • 9/10/1994 (14)
- 117 • Steve Jones at Eastern Kentucky • 11/25/1989 (20)
- 117 • Dave Kimmel vs. Western Colorado • 9/22/1956 (27)
- 116 • Martin Ruiz at Illinois • 8/30/2014 (32)
- 116 • Kevin Smith vs. Austin Peay • 9/12/2009 (20)
- 116 • Mike Burns vs. Elon • 11/17/2001 (10)
- 116 • Archie Herring at Northeastern • 9/15/1990 (20)
- 116 • Marschell Brumfield at Eastern Illinois • 12/2/1978 (25)
- 116 • Paul Richardson vs. Hillsdale • 10/25/1962 (16)
- 115 • Josh Cayson vs. Slippery Rock • 9/6/2003 (14)
- 115 • Tamron Smith at Georgia Southern • 11/2/1991 (23)
- 115 • Robby Robson at Central State • 10/14/1978 (24)
- 115 • Ken Kacenga vs. Southern Illinois • 11/4/1967 (18)
- 114 • Brian Cottom at Illinois State • 9/21/1996 (28)
- 114 • Dick Adipotti vs. Gustavus Adolphus • 11/12/1965 (14)
- 114 • Dave Kimmel vs. Gustavus Adolphus • 11/9/1956 (29)

- 113 • Jamaine Cook at Western Illinois • 11/10/2012 (32)
- 113 • Kevin Smith vs. Western Illinois • 10/10/2009 (28)
- 113 • Kamryn Keys at Missouri State • 10/11/2008 (23)
- 113 • Dwight Dumas vs. Villanova • 10/28/1978 (15)
- 113 • Dave Garden vs. Murray State • 11/10/1973 (25)
- 112 • John Murphy at Akron • 11/5/1983 (19)
- 112 • Paris Wicks vs. Eastern Illinois • 10/2/1982 (27)
- 112 • Marschell Brumfield at Dayton • 9/11/1976 (17)
- 112 • Cliff Stoudt at Villanova • 10/23/1976 (19)
- 112 • Phil Williams vs. Hillsdale • 10/25/1962 (13)
- 111 • Jamaine Cook vs. Southern Illinois • 9/25/2010 (26)
- 111 • Jabari Scott vs. Central State • 9/13/2008 (14)
- 111 • Darius Peterson vs. Clarion • 9/8/2001 (12)
- 111 • Adrian Brown vs. Southern Illinois • 10/10/1998 (22)
- 111 • Archie Herring vs. Liberty • 11/4/1989 (19)
- 111 • Rod Love vs. Tennessee Tech • 10/11/1986 (27)
- 111 • Robby Robson at Eastern Illinois • 11/3/1979 (27)
- 111 • Andy Kuchmeyer vs. Eastern Michigan • 11/4/1975 (20)
- 111 • Ken Kacenga vs. South Dakota State • 10/26/1968 (24)
- 111 • Dave Kimmel vs. Midwestern Texas • 9/29/1956 (20)
- 110 • Tom Zetts at Illinois State • 10/28/2006 (12)
- 110 • Josiah Doby vs. Indiana State • 10/28/2000 (10)
- 110 • Robby Robson at Western Illinois • 10/11/1980 (31)
- 110 • Dave Garden vs. Austin Peay • 9/14/1974 (22)
- 110 • Albert Grossi vs. Gustavus Adolphus • 11/12/1965 (10)
- 109 • Martin Ruiz vs. Southern Illinois • 10/18/2014 (28)
- 109 • Brian Cottom vs. Slippery Rock • 9/16/1995 (18)
- 109 • Tamron Smith vs. Marshall • 12/19/1993 (24)
- 109 • Tamron Smith vs. Samford • 10/23/1993 (20)
- 109 • Archie Herring vs. Edinboro • 11/11/1989 (20)
- 109 • Robby Robson vs. American International • 11/15/1980 (20)
- 109 • Roosevelt Blackwell at Dayton • 10/30/1971 (17)
- 108 • Martin Ruiz vs. Butler • 9/13/2014 (21)
- 108 • Tamron Smith at Eastern Kentucky • 10/2/1993 (21)
- 108 • Leo Hawkins at Georgia Southern • 11/2/1991 (25)
- 107 • Kevin McCaster vs. Duquesne • 9/1/2016 (7)
- 107 • Jody Webb vs. Missouri State • 11/7/2015 (12)
- 107 • Jody Webb vs. Illinois State • 10/10/2015 (16)
- 107 • Jamaine Cook vs. South Dakota State • 10/8/2011 (18)
- 107 • Marcus Mason vs. Maine • 9/9/2006 (29)
- 107 • Jake Andreadis vs. Kent • 9/6/1997 (13)
- 107 • Shawn Patton vs. Kent • 10/15/1994 (20)
- 107 • Leo Hawkins vs. Morgan State • 9/21/1991 (22)
- 107 • Rod Love at Cincinnati • 9/15/1984 (23)
- 107 • Marschell Brumfield at Tennessee Tech • 9/17/1977 (13)
- 107 • Phil Williams vs. Texas Lutheran • 9/12/1963 (19)
- 106 • Martin Ruiz at Illinois State • 11/8/2014 (18)
- 106 • Tamron Smith at Delaware State • 9/14/1991 (19)
- 106 • Archie Herring vs. Northeastern • 10/14/1989 (12)
- 106 • Robby Robson at Delaware • 11/22/1980 (33)
- 106 • John Kinch vs. Wayne State • 10/26/1974 (17)
- 106 • Ken Kacenga at Morehead State • 10/19/1968 (13)
- 106 • Frank Horvath vs. Toledo • 9/30/1961 (19)
- 105 • Shawn Patton at Massachusetts • 11/12/1994 (15)
- 105 • Tamron Smith at Stephen F. Austin • 10/5/1991 (21)
- 105 • John Murphy at Austin Peay • 10/13/1984 (25)
- 104 • Jamaine Cook vs. Missouri State • 11/19/2011 (28)
- 104 • Regis Edgerson at Western Illinois • 11/6/2004 (19)
- 104 • Adrian Brown vs. Kent • 9/6/1997 (17)
- 104 • Tamron Smith vs. Slippery Rock • 11/16/1991 (10)
- 104 • Leo Hawkins at Akron • 10/12/1991 (24)
- 104 • Dwight Dumas vs. Akron • 10/21/1978 (20)
- 104 • Rod Love vs. Akron • 11/21/1986 (12)
- 103 • Martin Ruiz vs. Saint Francis (Pa.) • 9/19/2015 (20)
- 103 • Adrian Brown at Montana • 11/27/1999 (26)
- 103 • John Kinch vs. Indiana (Pa.) • 11/17/1973 (24)
- 102 • Kevin Smith vs. Missouri State • 9/29/2007 (15)
- 102 • Adrian Brown at Northern Iowa • 10/18/1997 (22)
- 102 • Adrian Brown vs. Northern Iowa • 11/2/1996 (13)
- 102 • Leo Hawkins vs. Villanova • 11/30/1991 (17)
- 102 • Don Leshnock vs. Gustavus Adolphus • 11/7/1963 (9)
- 101 • Tevin McCaster vs. Central Connecticut • 9/16/2017 (8)
- 101 • Jody Webb at Eastern Washington • 12/17/2016 (21)
- 101 • Kevin Smith at North Dakota State • 11/21/2009 (25)
- 101 • Kamryn Keys vs. UNI • 10/25/2008 (9)
- 101 • Marcus Mason vs. Slippery Rock • 8/31/2006 (17)
- 101 • Jeff Ryan vs. Illinois State • 10/30/1999 (20)
- 101 • Adrian Brown at Indiana State • 10/4/1997 (20)
- 101 • Tamron Smith vs. Georgia Southern • 11/21/1992 (28)
- 101 • Tamron Smith vs. Morgan State • 9/21/1991 (18)
- 101 • Mike Hardie vs. Murray State • 9/19/1981 (17)
- 101 • Dwight Dumas at Eastern Illinois • 12/2/1978 (22)
- 101 • Ralph Goldston vs. Mount Union • 11/16/1950 (12)
- 100 • Martin Ruiz vs. UNI • 10/15/2016 (23)
- 100 • Martin Ruiz vs. Missouri State • 11/7/2015 (18)
- 100 • Justin Reams vs. Indiana State • 10/7/2006 (18)



ALL-CONFERENCE SELECTIONS



Ohio Valley

First Team

1987 Paul Soltis, LB
 1987 Rod Henderson, DB
 1987 Trenton Lykes, QB
 1987 Elliott Fedd, TE
 1983 John Goode, TE
 1983 Rick Brunot, OT
 1982 Paris Wicks, RB
 1982 Rick McDonald, OT
 1982 Dave Peters, DB
 1982 Rick Brunot, OT
 1982 Tom Cullen, DE
 1981 Tom Cullen, DE
 1981 Paris Wicks, RB

Second Team

1987 Mike Peterson, LB
 1987 Jerry Dunlap, DB
 1987 Jim Zdelar, OT
 1987 Maury Bibent, WR
 1982 Nick Xides, P (2nd)
 1982 Paul McFadden, K (2nd)

All-Conference

1986 Rick Shepas, WR
 1985 Nick Xides, P
 1985 Rick Shepas, WR
 1984 Mike Hardie, FB
 1984 Frank Pokorny, TE
 1984 Chris Stec, DE
 1984 Pat Toler, LB
 1984 Nick Xides, P

Players of the Year

1987 Paul Soltis, LB (Co-D)
 1987 Trenton Lykes, QB (O)
 1982 Paris Wicks, RB (O)

Coach of the Year

1987 Jim Tressel
 1984 Bill Narduzzi



DE Tom Cullen was a two-time All-OVC selection.

Mid-Continent

First-Team

1980 Robby Robson, RB
 1979 Keith Snoddy, QB
 1979 Jim Ferranti, WR
 1979 Robby Robson, RB
 1979 Chris Weber, P
 1979 Jeff Lear, OG
 1979 Tom Clifford, OG
 1979 Tom Harder, DE
 1979 Terry Dittmer, NG
 1979 Kevin Statzer, SS
 1979 Chris Weber, P

Second-Team

1980 Bob Porter, OT
 1980 Paul McFadden, K
 1980 Dan Novak, DL
 1980 Jeff Gergel, LB
 1980 Pat Durina, CB
 1980 Chris Weber, P
 1979 Pat Durina, CB
 1979 Tom Meola, TE
 1979 Sam Grooms, C
 1979 Robby Robson, TB
 1979 Cary Orosz, PK
 1979 T.C. Reynolds, FS

All-Conference

1978 Terry Dittmer, NG
 1978 Emmett King, TE
 1978 Tom Farina, OT
 1978 Gary Letera, OG
 1978 Jim Ferranti, WR
 1978 T.C. Reynolds, CB
 1978 Keith Snoddy, QB
 1978 Sam Barbera, DT
 1978 Greg Fitzpatrick, LB
 1978 T.C. Reynolds, QB
 1978 Quentin Lowry, DE
 1978 Ed McGlasson, C

Players of the Year

1980 Robby Robson, RB (OB)
 1979 Keith Snoddy, QB (OB)
 1979 Jeff Lear, OG (OL)
 1979 Kevin Statzer, SS (DB)
 1978 Greg Fitzpatrick, LB (DB)
 1978 Quentin Lowry, DE (DL)
 1978 Ed McGlasson, C (OL)

Coach of the Year

1979 Bill Narduzzi

All-Academic

1980 Bob Porter, OT
 1980 Joe Schartner, LB
 1980 Jeff Gergel, LB
 1980 Tim Zetwick, DT
 1980 Jeff Johnston, FB
 1979 Jim Ferranti, WR
 1979 Keith Snoddy, QB
 1979 Sam Barbera, DT
 1979 Terry Dittmer, NG
 1979 Jeff Gergel, LB

CLASS RECORDS

Rushing Yards

| | |
|---------------------------|-------|
| Sr. • Marcus Mason (2006) | 1,847 |
| Jr. • Robby Robson (1979) | 1,489 |
| So. • Tamron Smith (1991) | 1,545 |
| Fr. • Martin Ruiz (2013) | 1,094 |

Rushing Attempts

| | |
|---------------------------|-----|
| Sr. • Shawn Patton (1994) | 322 |
| Jr. • Tamron Smith (1992) | 322 |
| So. • Tamron Smith (1991) | 301 |
| Fr. • Martin Ruiz (2013) | 192 |

All-Purpose Yards

| | |
|---------------------------|-------|
| Sr. • Jody Webb (2016) | 2,278 |
| Jr. • Paris Wicks (1981) | 1,698 |
| So. • Jamaine Cook (2010) | 1,838 |
| Fr. • Martin Ruiz (2013) | 1,585 |

Rushing Touchdowns

| | |
|---------------------------|----|
| Sr. • Marcus Mason (2006) | 23 |
| Jr. • Robby Robson (1979) | 24 |
| So. • Jamaine Cook (2011) | 11 |
| Fr. • Martin Ruiz (2013) | 15 |

Receiving Yards

| | |
|------------------------------|-------|
| Sr. • Herb Williams (1992) | 1,306 |
| Jr. • Andrew Williams (2014) | 976 |
| So. • Bob Ferranti (1970) | 808 |
| Fr. • Christian Bryan (2011) | 722 |

Receptions

| | |
|------------------------------|----|
| Sr. • Donald Jones (2009) | 77 |
| Jr. • Rick Shepas (1985) | 61 |
| So. • Jim Ferranti (1977) | 47 |
| Fr. • Christian Bryan (2011) | 46 |

Passing Yards

| | |
|----------------------------|-------|
| Sr. • Trenton Lykes (1987) | 2,452 |
| Jr. • Mark Brungard (1994) | 2,453 |
| So. • Jeff Ryan (1999) | 2,573 |
| Fr. • Kurt Hess (2010) | 2,117 |

Passing Attempts

| | |
|----------------------------|-----|
| Sr. • Trenton Lykes (1987) | 365 |
| Jr. • Trenton Lykes (1986) | 315 |
| So. • Jeff Ryan (1999) | 288 |
| and Kurt Hess (2011) | 288 |
| Fr. • Kurt Hess (2010) | 304 |

Passing Completions

| | |
|------------------------------|-----|
| Sr. • Brandon Summers (2009) | 219 |
| Jr. • Trenton Lykes (1986) | 190 |
| So. • Kurt Hess (2011) | 187 |
| Fr. • Kurt Hess (2010) | 179 |

Tackles

| | |
|----------------------------|-----|
| Sr. • Ian Dominelli (1999) | 224 |
| Jr. • Tim Johnson (1999) | 221 |
| So. • Paul Soltis (1987) | 185 |
| Fr. • Pat Narduzzi (1985) | 159 |

Interceptions

| | |
|----------------------------|---|
| Sr. • Dave Roberts (1992) | 9 |
| Jr. • Kevin Statzer (1978) | 9 |
| So. • Dave Roberts (1990) | 8 |
| Fr. • Larry Toles (1984) | 4 |

100-Yard Rushing Averages

153.9 • Marcus Mason, 2006
 131.5 • P.J. Mays, 2001
 126.5 • Paris Wicks, 1982
 126.3 • Frank Horvath, 1960
 126.0 • Jamaine Cook, 2011
 123.9 • Paris Wicks, 1981
 117.5 • Davey Kimmel, 1956
 116.7 • P.J. Mays, 2002
 116.3 • Jamaine Cook, 2012
 116.0 • Jamaine Cook, 2010
 115.8 • John Kinch, 1974
 114.5 • Robby Robson, 1979
 111.8 • Frank Horvath, 1961
 110.0 • Martin Ruiz, 2014
 108.4 • Shawn Patton, 1994
 105.9 • Adrian Brown, 1999
 103.0 • Tamron Smith, 1991

Home Seasons Without A Loss

1940 – 5-0-1
 1941 – 5-0-1
 1947 – 6-0
 1948 – 3-0-2
 1960 – 5-0
 1964 – 3-0-1
 1972 – 2-0-1
 1974 – 5-0
 1993 – 9-0
 1994 – 9-0-1
 2005 – 6-0
 2016 – 8-0

Road Seasons Without a Loss

1941 – 2-0
 1946 – 2-0
 1953 – 3-0
 1954 – 3-0
 1979 – 5-0
 1990 – 5-0
 1991 – 4-0



ALL-AMERICA SELECTIONS



TEAMLINK.COM

1999 Ian Dominelli (1st), LB
1999 Ian Shirey (3rd), C

NFL Draft Report (1st)

1989 Paul Soltis, LB
1988 Paul Soltis, LB

GTE

1989 Paul Soltis, LB

CNN/SI

1997 Harry Deligianis, DT
1997 Matt Hogg, OT

All-American

Football Foundation

2001 Pat Crummey, OT

American Football

Quarterly

1995 Leon Jones, LB
1997 Matt Hogg, OT
1997 Harry Deligianis, DT
1997 Todd Kollar, OT

College Sports

Def. Player of the Year

1994 Leon Jones, LB

All-Farm Team (HM)

1995 Mark Brungard, QB

ESPN/SportsTicker

1997 Matt Hogg, OT
1997 Harry Deligianis, DT
1997 Todd Kollar, OT
1997 Tom Paolucci, LB

Football Gazette

First Team

2006 Marcus Mason, TB
2001 LeVar Greene, CB
2000 Tim Johnson, LB
1994 Lester Weaver, FS
1994 Chris Sammarone, C
1994 Leon Jones, LB
1992 Dave Roberts, DB
1989 Paul Soltis, LB
1988 Jim Zdelar, OT

Second Team

2006 Ryan Jewell, C
2006 Jason Perry, CB
1999 Ian Dominelli, LB
1999 Ian Shirey, C
1995 Leon Jones, LB
1994 Randy Smith, DB

Third Team

2004 Mike Bracken, SS
1998 Dwyte Smiley, FS
1994 Ray Miller, OT
1989 Robert Fozkos, PK

Honorable Mention

2006 Marty Hutchinson, LB
2002 P.J. Mays, TB
2001 P.J. Mays, TB
2001 Jeff Ryan, QB
2001 Pat Crummey, OT
2001 Dave Tesniarz, C
2001 Russell Stuvaints, LB
2001 Bruce Hightower, SS
2001 Jerald Burley, RS
2000 Jeff Ryan, QB
1999 Adrian Brown, TB
1999 Anthony Rozzo, P
1999 Dwyte Smiley, FS
1998 Ian Shirey, C
1997 Harry Deligianis, DT
1995 Jermaine Hopkins, LB

Defensive

Player of the Year

1994 Leon Jones, LB

Little All-America

Small College

1940 Tony Rosselli
Associated Press
1956, 1957 – Dave Kimmel
Associated Press
1956 Tony Cougars
Associated Press
1969 Dave DelSignore
AP - Third Team
1969 Pat Ryan
AP - Honorable-Mention

Other Accolades

1956 Dave Kimmel
Williamson Mid-Bracket All-American
1954 Bob Garchar
Associated Press All-Midwestern

Ohio Shine Bowl Participants

1972 Ron Jaworski
1973 Ferris Scott
1973 Denny Latess
1974 Nazih Banna
1974 Elliott Dunlap
1974 Chris Burba
1976 Cliff Stoudt
1976 Larry Dannals
1976 Russ Musiel
1976 John Kinch

Ohio All-Collegiate Team

1941 Tony Rosselli
1950 Bill Watson

NCAA Stat Champions

1978 Scoring Champion – Marschell
Brumfield
1979 Scoring Champion – Robby
Robson

AFCA Good Works Team

2018 Tevin McCaster
2017 Armand Dellovade
2005 Jeremiah Wright

All-Star Games

East-West Shrine Game

2016 Avery Moss, DE
2014 Chris Elkins, OL
2014 Kyle Bryant, OL
1998 Harry Deligianis, DT

Blue-Gray All-Star Classic

1992 Dave Roberts, DB
1944 Tony Rosselli, DL

Hula Bowl

2006 Kyle Smith, WR
1999 Dwyte Smiley, FS

Florida vs. USA

1999 Kawonza Swan, LB

Texas vs. The Nation

2012 Lamar Mady, OT
2012 Jamaine Cook, RB
2009 Donald Jones, WR

Senior Bowl

2016 Derek Rivers, DE
2009 Donald Jones, WR
1972 Ron Jaworski, QB

Vegas All-American

2006 Ryan Jewell, C

COACHING AWARDS

Ohio College

Coch of the Year

2005 • Jon Heacock
1999 • Jim Tressel
1997 • Jim Tressel
1994 • Jim Tressel
1991 • Jim Tressel
1990 • Jim Tressel
1989 • Jim Tressel
1978 • Bill Narduzzi

AFCA Region/District

Coch of the Year

2006 • Jon Heacock | Region 4
2005 • Jon Heacock | Region 4
1997 • Jim Tressel | Region 3
1994 • Jim Tressel | Region 3
1993 • Jim Tressel | Region 3
1979 • Bill Narduzzi | District 5

AFCA National

Coch of the Year

1994 • Jim Tressel | I-AA
1991 • Jim Tressel | I-AA
1979 • Bill Narduzzi | College

Eddie Robinson

Coch of the Year

1994 • Jim Tressel

Chevrolet National

Coch of the Year

1997 • Jim Tressel
1994 • Jim Tressel
1993 • Jim Tressel

1938-72 - Small College • 1973-79 - Division II • 1981-Present – FCS/Division I-AA



COACH TRESSEL'S LEGACY



Jim Tressel
135-57-2 at YSU

COACHING HONORS
Chevrolet
National Coach of the Year
1997, 1994, 1993

Eddie Robinson I-AA
Coach of the Year
1994

AFCA National
Coach of the Year
1994, 1991

AFCA Regional
Coach of the Year
1994, 1993, 1991, 1987

Ohio College
Coach of the Year
1999, 1997, 1994, 1991,
1990, 1989

Ohio Valley Conference
Coach of the Year
1987

Former head football coach and Director of Athletics Jim Tressel left a major mark not only on the Athletic Department and campus, but the entire Mahoning Valley community.

Tressel spent 15 years as the head coach at Youngstown State and six as the Executive Director of Intercollegiate Athletics before being named the head football coach at The Ohio State University in January 2001. In just two years he turned that program into a National Championship winner posting a 14-0 mark in 2002.

Tressel brought a winning attitude to the Mahoning Valley when he took charge of the Penguin football program in the mid-1980's. He gave the people something to rally around in a time of need and helped keep the spirits of everyone in the community high.

He came to Youngstown in 1986 and within two seasons the Penguins were in the NCAA Division I-AA Playoffs. The playoffs, once a dream, became common place for YSU. In his tenure, Youngstown State appeared in the playoffs 10 times and won four national championships.

The first national title came in 1991 and began a run of four straight title-game appearances. The march to the crown in 1991 was magical as the Penguins won eight straight to end the season. YSU won at Georgia Southern on Nov. 2 and was never to lose again that season. In the playoffs, the Penguins beat Villanova, Nevada-Reno and Samford before beating Marshall in the title game.



After losing in the title game to Marshall in 1992, the Penguins were back in 1993 to finish 13-2 and beat the Herd 17-5 in the title game.

In 1994, the Penguins were unbeaten in 15 games finishing 14-0-1. YSU tied Stephen F. Austin in the season opener and then won a school-record 14 consecutive games to earn a repeat championship. In the playoffs the Penguins beat Alcorn State, Eastern Kentucky and Montana en route to the title game. YSU beat Boise State 28-14 to earn its third national title.

In 1997, the Penguins were back in the national title hunt. In the playoffs, YSU beat Hampton, Villanova and Eastern Washington to advance to the title game. In a tight defensive game, YSU beat McNeese State 10-9 to earn Tressel's fourth title.

En route to the 1999 National Championship Game, YSU set an NCAA Division I-AA record winning 15 consecutive playoff games after beating Montana, North Carolina A&T and Florida A&M in the preliminary rounds. In the championship game, YSU lost to Georgia Southern.

In his final year in 2000, YSU finished 9-3 and qualified for the playoffs for the 10th time.



TRESSEL'S YSU COACHING RECORD

| Year | Overall | Conference | Notes |
|------|---------|------------|-----------------------|
| 2000 | 9-3 | 4-2 (GFC) | Playoffs |
| 1999 | 12-3 | 5-1 (GFC) | I-AA Finalist |
| 1998 | 6-5 | 3-3 (GFC) | |
| 1997 | 13-2 | 4-2 (GFC) | I-AA Champions |
| 1996 | 8-3-0 | | |
| 1995 | 3-8-0 | | |
| 1994 | 14-0-1 | | I-AA Champions |
| 1993 | 13-2 | | I-AA Champions |
| 1992 | 11-3-1 | | I-AA Finalist |
| 1991 | 12-3 | | I-AA Champions |
| 1990 | 11-1 | | Playoffs |
| 1989 | 9-4 | | Playoffs |
| 1988 | 4-7 | | |
| 1987 | 8-4 | 5-1 (OVC) | Playoffs |
| 1986 | 2-9 | 2-5 (OVC) | |

Totals 135-57-2 (.702 Win Percentage)

TRESSEL FACTS

- National Championships: 4**
- Championship Game Appearances: 6**
- 10-Plus Win Seasons: 7**
- Playoff Appearances: 10**
- Winning/Total Seasons: 12/15**
- Playoff Victories: 24**
- Total Victories: 135**



STANDOUT PENGUINS IN THE NFL



Craig Cotton - TE
Detroit Lions | 1969-72
Chicago Bears | 1973
San Diego Chargers | 1975

Craig Cotton spent six NFL seasons playing 77 games with three different teams. He spent four years with Detroit and one each with Chicago and San Diego. In his career he had 28 receptions for 409 yards and one touchdown. He caught a career-high 13 passes for 186 yards with the Bears in

1973. He had 15 catches in four years with the Lions. He was an eighth-round draft pick of the Chargers.



Paul McFadden - PK
Atlanta Falcons | 1984-87
New York Giants | 1988
Philadelphia Eagles | 1989

A bare-footed specialist who was a two-time Pro Bowl selection, Paul McFadden played a total of six seasons in the NFL for three teams. He amassed 520 points in his career converting 160-of-165 point-after attempts and 120-of-175 field-goal tries. He began


his career in Philadelphia scoring a team rookie record 116 points and made 30-of-37 field-goal attempts. He was named the NFC's Rookie of the Year and earned a spot in the Pro Bowl. He spent his first four years with Philadelphia before moving on to New York in 1988 and Atlanta in 1989. He was a 12th round draft pick originally by the Eagles.



Ron Jaworski - QB
Los Angeles Rams | 1974-76
Philadelphia Eagles | 1977-86
Miami Dolphins | 1987-88
Kansas City Chiefs | 1989

In a 15-year NFL career, Ron Jaworski played in 188 games for four different teams. He spent 10 seasons in Philadelphia guiding the Eagles to Super Bowl XV in 1981. In his career, he completed 2,187-of-4,117 passes (53.1 percent) for 28,190 yards and

179 touchdowns. He also rushed for 859 yards and 16 scores. His best year was during the Super Bowl campaign when he completed 257 passes for 3,529 yards and 27 touchdowns in the regular season. All three were career highs. While with the Eagles he threw for 26,963 yards and 175 touchdowns. He was a second round draft choice of the Rams.



Jeff Wilkins - PK
Philadelphia Eagles | 1994
San Francisco 49ers | 1995-96
St. Louis Rams | 1997-2007

Jeff Wilkins spent 14 seasons in the NFL, spending the last 11 with the St. Louis Rams. He retired at the conclusion of the 2007 season. He did not miss an extra point from 1998 through 2007 while scoring 1,416 career points. He made a career-long field goal of 57 yards in 1998. Wilkins

scored a career-high 163 points with the Rams in 2003. That season he made a career-best 39 field goals in a career-high 42 tries. In 1999, he made 64-of-64 extra-point tries. He was part of a Super Bowl Champion as St. Louis won the Super Bowl XXIV in 2000. He was signed by the Eagles as an undrafted free agent.



Cliff Stoudt - QB
Pittsburgh Steelers | 1977-83
St. Louis/Arizona Cardinals | 1986-88
Miami Dolphins | 1989

During an eight-year NFL career, Cliff Stoudt played for three teams and appeared in 66 games. He spent the first four years of his career with Pittsburgh, the next three with the Cardinals and his final season with Miami. His best season was in 1983 when he completed 197-of-381 passes for

2,553 yards and 12 touchdowns. He also rushed for 479 yards and four scores that year. In his career, he completed 359-of-684 passes (52.5 percent) for 4,506 yards and 23 touchdowns. He was a fifth round draft choice of the Steelers.



Tim Johnson - LB
Oakland Raiders | 2002-05
Baltimore Ravens | 2006

A stellar special teams player and reserve linebacker, Tim Johnson played in 33 games over a five-season span in the NFL. He played his first three years for Oakland appearing in 39 games for the Raiders. As a rookie in 2003 he recorded 27 tackles and two pass breakups in just five games. In 2004, he had 12 tackles and four

pass breakups in eight contests. During the 2005 slate he played in all 16 games for the Raiders. He played four games for Baltimore in 2006. He was originally signed by the Chicago Bears as an undrafted free agent.



RECORDS VS. OPPONENTS



| Opponent | W | L | T | First Meeting | Recent Meeting |
|------------------------|----|----|---|---------------|----------------|
| Abilene Christian | 0 | 2 | 0 | 1954 | 1955 |
| Akron | 19 | 14 | 2 | 1940 | 1995 |
| Alabama A&M | 1 | 0 | 0 | 1979 | 1979 |
| Albany | 1 | 0 | 0 | 2012 | 2012 |
| Albright | 1 | 1 | 0 | 1961 | 1962 |
| Alcorn State | 1 | 0 | 0 | 1994 | 1994 |
| American International | 1 | 0 | 0 | 1980 | 1980 |
| Appalachian State | 0 | 1 | 0 | 2006 | 2006 |
| Ashland | 3 | 0 | 0 | 1978 | 1996 |
| Augustana | 3 | 0 | 0 | 1963 | 1965 |
| Austin Peay | 7 | 2 | 0 | 1973 | 2009 |
| Baldwin-Wallace | 13 | 7 | 1 | 1947 | 1968 |
| Ball State | 0 | 1 | 0 | 1974 | 1974 |
| Bloomsburg | 1 | 0 | 0 | 1990 | 1990 |
| Boise State | 1 | 0 | 0 | 1994 | 1994 |
| Boston | 1 | 0 | 0 | 1997 | 1997 |
| Bowling Green | 2 | 4 | 0 | 1950 | 1988 |
| Buffalo | 4 | 4 | 0 | 1959 | 1997 |
| Butler | 2 | 0 | 0 | 2010 | 2014 |
| Cal Poly | 2 | 0 | 0 | 1999 | 2000 |
| Camp Lejeune Marines | 0 | 1 | 0 | 1951 | 1951 |
| Canisius | 2 | 1 | 0 | 1947 | 1949 |
| Case Western Reserve | 0 | 3 | 0 | 1938 | 1943 |
| Central Connecticut | 2 | 0 | 0 | 2010 | 2017 |
| Central Florida | 1 | 2 | 0 | 1990 | 1998 |
| Central Michigan | 6 | 5 | 2 | 1947 | 1995 |
| Central State | 9 | 0 | 0 | 1971 | 2008 |
| Chattanooga | 0 | 1 | 0 | 1970 | 1970 |
| Cincinnati | 2 | 2 | 0 | 1981 | 1985 |
| The Citadel | 1 | 0 | 0 | 1992 | 1992 |
| Clarion | 6 | 0 | 0 | 1938 | 2002 |
| Davis & Elkins | 2 | 0 | 0 | 1938 | 1939 |
| Dayton | 1 | 9 | 0 | 1939 | 2013 |
| Delaware | 1 | 6 | 0 | 1974 | 1998 |
| Delaware State | 3 | 1 | 0 | 1991 | 1994 |
| Detroit Tech | 2 | 1 | 0 | 1938 | 1940 |
| Duquesne | 3 | 0 | 0 | 2013 | 2016 |
| Eastern Illinois | 9 | 4 | 0 | 1973 | 1992 |
| Eastern Kentucky | 8 | 12 | 0 | 1953 | 1994 |
| Eastern Michigan | 6 | 7 | 0 | 1957 | 1990 |
| Eastern Washington | 2 | 0 | 0 | 1997 | 2016 |
| Edinboro | 5 | 0 | 0 | 1989 | 2003 |
| Elon | 1 | 0 | 0 | 2001 | 2001 |
| Florida A&M | 2 | 0 | 0 | 1985 | 1999 |
| Florida Atlantic | 1 | 1 | 0 | 2002 | 2003 |
| Florida International | 0 | 1 | 0 | 2004 | 2004 |
| Fort Knox | 0 | 1 | 0 | 1942 | 1942 |
| Furman | 0 | 1 | 0 | 1989 | 1989 |
| Geneva | 6 | 1 | 1 | 1938 | 1947 |
| Georgia Southern | 3 | 1 | 0 | 1938 | 1993 |
| Great Lakes Academy | 2 | 0 | 0 | 1954 | 1955 |
| Gustavus Adolphus | 15 | 5 | 1 | 1948 | 1971 |
| Hampton | 1 | 0 | 0 | 1997 | 1997 |
| Hillsdale | 1 | 1 | 0 | 1961 | 1962 |
| Hofstra | 3 | 0 | 0 | 1996 | 2000 |
| Idaho | 1 | 0 | 0 | 1993 | 1993 |
| Illinois | 0 | 1 | 0 | 2014 | 2014 |
| Illinois State | 13 | 14 | 0 | 1979 | 2017 |
| Illinois Wesleyan | 2 | 0 | 0 | 1941 | 1942 |
| Indiana (Pa.) | 2 | 1 | 0 | 1972 | 1999 |
| Indiana State | 22 | 5 | 0 | 1988 | 2017 |
| Jacksonville State | 1 | 0 | 0 | 2016 | 2016 |
| James Madison | 3 | 2 | 0 | 1988 | 2016 |
| John Carroll | 5 | 4 | 0 | 1938 | 1954 |
| Kent State | 6 | 4 | 0 | 1947 | 2003 |
| LaCrosse | 1 | 0 | 0 | 1954 | 1954 |
| Lebanon Valley | 1 | 0 | 0 | 1946 | 1946 |
| Liberty | 6 | 3 | 0 | 1988 | 2008 |
| Lincoln (Mo.) | 0 | 1 | 0 | 1966 | 1966 |
| Lock Haven | 3 | 0 | 0 | 1966 | 2007 |
| Maine | 3 | 2 | 0 | 1965 | 2006 |
| Marshall | 4 | 5 | 1 | 1950 | 2001 |
| Massachusetts | 1 | 1 | 0 | 1977 | 1994 |
| McMurray | 2 | 0 | 1 | 1962 | 1964 |
| McNeese State | 2 | 3 | 0 | 1994 | 2004 |

| Opponent | W | L | T | First Meeting | Recent Meeting |
|--------------------------|----|----|---|---------------|----------------|
| Michigan State | 0 | 2 | 0 | 2011 | 2013 |
| Middle Tennessee State | 4 | 3 | 0 | 1981 | 1987 |
| Midwestern Texas | 1 | 0 | 0 | 1956 | 1956 |
| Mississippi | 1 | 0 | 0 | 1948 | 1948 |
| Missouri State | 15 | 5 | 0 | 1996 | 2017 |
| Montana | 2 | 0 | 0 | 1994 | 1999 |
| Morehead State | 9 | 6 | 0 | 1965 | 2013 |
| Morgan State | 3 | 0 | 0 | 1989 | 1993 |
| Morris Harvey | 3 | 2 | 0 | 1939 | 1956 |
| Mount Union | 4 | 0 | 1 | 1949 | 1954 |
| Muhlenberg | 0 | 1 | 1 | 1948 | 1949 |
| Murray State | 2 | 6 | 0 | 1970 | 1987 |
| Nebraska-Omaha | 1 | 0 | 0 | 1978 | 1978 |
| Nevada-Reno | 1 | 0 | 0 | 1991 | 1991 |
| New Haven | 2 | 0 | 0 | 1958 | 1998 |
| Niagara | 2 | 0 | 0 | 1991 | 1991 |
| Nicholls State | 0 | 1 | 0 | 1986 | 1986 |
| North Alabama | 1 | 0 | 0 | 1994 | 1994 |
| North Carolina A&T | 1 | 0 | 0 | 1999 | 1999 |
| North Dakota | 0 | 2 | 0 | 1961 | 1962 |
| North Dakota State | 4 | 7 | 0 | 1972 | 2016 |
| Northeastern | 7 | 3 | 0 | 1985 | 2009 |
| Northern Iowa | 8 | 22 | 0 | 1978 | 2017 |
| Northern Michigan | 5 | 6 | 0 | 1959 | 1980 |
| North Texas State | 0 | 2 | 0 | 1956 | 1957 |
| Northwestern State | 1 | 0 | 0 | 1996 | 1996 |
| Ohio | 3 | 4 | 0 | 1940 | 1992 |
| Ohio State | 0 | 2 | 0 | 2007 | 2008 |
| Ohio Wesleyan | 1 | 1 | 0 | 1939 | 1940 |
| Oklahoma City | 2 | 1 | 0 | 1941 | 1948 |
| Penn State | 0 | 2 | 0 | 2006 | 2010 |
| Pensacola Navy | 0 | 3 | 0 | 1967 | 1969 |
| Pittsburgh | 1 | 4 | 0 | 2005 | 2017 |
| Quantico Marines | 0 | 1 | 0 | 1950 | 1950 |
| Richmond | 0 | 1 | 0 | 2000 | 2000 |
| Robert Morris | 3 | 0 | 0 | 2015 | 2017 |
| Saginaw Valley | 3 | 0 | 0 | 1976 | 1978 |
| Samford | 4 | 0 | 0 | 1991 | 2016 |
| St. Bonaventure | 1 | 1 | 0 | 1946 | 1951 |
| Saint Francis (Pa.) | 7 | 0 | 0 | 1939 | 2015 |
| St. Norbert | 0 | 0 | 1 | 1964 | 1964 |
| St. Vincent | 2 | 2 | 0 | 1938 | 1947 |
| Scranton | 2 | 1 | 0 | 1946 | 1953 |
| Slippery Rock | 11 | 0 | 0 | 1991 | 2006 |
| South Dakota | 5 | 1 | 0 | 2012 | 2017 |
| South Dakota State | 7 | 12 | 0 | 1942 | 2017 |
| SE Louisiana | 1 | 1 | 0 | 1969 | 1970 |
| Southern Connecticut St. | 7 | 2 | 0 | 1959 | 1967 |
| Southern Illinois | 16 | 12 | 1 | 1965 | 2017 |
| Southern Utah | 1 | 1 | 0 | 2007 | 2008 |
| Stephen F. Austin | 1 | 2 | 1 | 1991 | 1995 |
| Stony Brook | 1 | 0 | 0 | 2007 | 2007 |
| Susquehanna | 1 | 1 | 0 | 1963 | 1964 |
| Tampa | 0 | 2 | 0 | 1970 | 1971 |
| Tennessee A&I | 1 | 0 | 0 | 1959 | 1959 |
| Tennessee Tech | 11 | 5 | 0 | 1939 | 1987 |
| Texas Lutheran | 1 | 1 | 1 | 1961 | 1963 |
| Texas State | 1 | 0 | 0 | 1992 | 1992 |
| Toledo | 2 | 4 | 1 | 1942 | 1961 |
| Towson State | 4 | 0 | 0 | 1988 | 1991 |
| UC Davis | 1 | 0 | 0 | 2006 | 2006 |
| Valparaiso | 2 | 0 | 0 | 2011 | 2012 |
| Villanova | 7 | 2 | 0 | 1975 | 1997 |
| Wayne State | 3 | 1 | 0 | 1974 | 1978 |
| Waynesburg | 2 | 1 | 1 | 1940 | 1953 |
| West Chester | 2 | 1 | 1 | 1940 | 1953 |
| Western Colorado State | 1 | 1 | 0 | 1956 | 1957 |
| Western Illinois | 19 | 12 | 0 | 1969 | 2015 |
| Western Kentucky | 6 | 10 | 0 | 1942 | 2006 |
| Western Michigan | 1 | 2 | 0 | 1957 | 1993 |
| Westminster | 3 | 0 | 0 | 1938 | 1940 |
| West Virginia | 0 | 2 | 0 | 1938 | 2016 |
| Wingate | 1 | 0 | 0 | 1995 | 1995 |
| Wofford | 2 | 0 | 0 | 1996 | 2016 |
| Xavier | 1 | 2 | 0 | 1951 | 1972 |



YSU wore all white in the 2010 season opener at Penn State. It was the first all-white uniforms since at Kent State in 1996.



Ferlando Williams and YSU wore throw-back jerseys against Stony Brook in 2007.



ADDITIONAL RECORDS



Most Points Scored (Game)

1. 77 vs. Valparaiso, 2011
2. 67 vs. Morehead State, 2013
3. 66 at Indiana State, 2017
4. 65 at Missouri State, 2016
5. 63 vs. Central Connecticut, 2010
5. 63 vs. Alcorn State, 1994
7. 59 vs. Central Connecticut, 2017
7. 59 vs. Illinois State, 2013
7. 59 vs. Duquesne, 2013
7. 59 vs. Valparaiso, 2012
7. 59 vs. Northeastern, 1991
12. 58 at Ashland, 1978
13. 57 vs. Morgan State, 1991
14. 56 vs. Western Illinois, 2011
14. 56 vs. Wingate, 1995
14. 56 vs. Morgan State, 1993
14. 56 vs. Central Florida, 1993
14. 56 at Central State, 1978
14. 56 vs. Wayne State, 1974
20. 55 vs. Indiana State, 2006
20. 55 vs. Gustavus Adolphus, 1960
22. 52 vs. Saint Francis (Pa.), 2014
22. 52 vs. Buffalo, 1997
22. 52 vs. Slippery Rock, 1994
22. 52 vs. Alabama A&M, 1979
22. 52 vs. Eastern Illinois, 1977

Largest Margin of Victory

1. 64 • YSU 77, Valparaiso 13 • Sept. 10, 2011
2. 59 • YSU 59, Valparaiso 0 • Sept. 8, 2012
3. 54 • YSU 67, Morehead State 13 • Sept. 7, 2013
4. 52 • YSU 59, Northeastern 7 • Sept. 28, 1991
4. 52 • YSU 52, Alabama A&M 0 • Dec. 1, 1979
6. 51 • YSU 58, Ashland 7 • Sept. 23, 1978
6. 51 • YSU 51, Tennessee Tech 0 • Oct. 6, 1984
8. 50 • YSU 59, Central Connecticut • Sept. 16, 2017
9. 49 • YSU 56, Wingate 7 • Oct. 21, 1995
9. 49 • YSU 56, Wayne State 7 • Oct. 26, 1974
11. 46 • YSU 46, Westminster 0 • Nov. 18, 1938
11. 46 • YSU 46, Clarion 0 • Nov. 12, 1938
13. 45 • YSU 65, Missouri State 20 • Nov. 19, 2016
13. 45 • YSU 45, Indiana State 0 • Oct. 8, 2005
13. 45 • YSU 48, Saint Francis (Pa.) 3 • Sept. 19, 2015
16. 44 • YSU 44, Clarion 0 • Sept. 8, 2001
16. 44 • YSU 50, Clarion 6 • Sept. 3, 1998
16. 44 • YSU 44, Northeastern 0 • Oct. 14, 1989
16. 44 • YSU 44, Indiana (Pa.) 0 • Nov. 17, 1973
16. 44 • YSU 44, Westminster 0 • Oct. 10, 1940

Biggest MVFC Wins

1. 45 • YSU 65, Missouri State 20 • Nov. 19, 2016
1. 45 • YSU 45, Indiana State 0 • Oct. 8, 2005
3. 42 • YSU 66, Indiana State 24 • Nov. 4, 2017
3. 42 • YSU 56, Western Illinois 14 • Oct. 29, 2011
5. 40 • YSU 47, Missouri State 7 • Nov. 7, 2015
6. 38 • YSU 59, Illinois State 21 • Oct. 12, 2013
6. 38 • YSU 55, Indiana State 17 • Oct. 7, 2006
8. 35 • YSU 42, Indiana State 7 • Oct. 28, 2000
9. 34 • YSU 41, Western Illinois 7 • Sept. 22, 2001
10. 33 • YSU 40, Indiana State 7 • Nov. 3, 2007
11. 32 • YSU 42, Western Kentucky 10 • Nov. 12, 2005
11. 32 • YSU 45, Missouri State 13 • Nov. 15, 1997
13. 31 • YSU 31, Indiana State 0 • Oct. 4, 1997
14. 28 • YSU 38, Missouri State 10 • Nov. 18, 2017
14. 28 • YSU 31, South Dakota 3 • Oct. 3, 2015
14. 28 • YSU 49, Missouri State 21 • Sept. 29, 2007
17. 27 • YSU 34, Missouri State 7 • Oct. 4, 2003
18. 25 • YSU 34, Western Illinois 9 • Nov. 6, 2004
19. 25 • YSU 45, Indiana State 20 • Oct. 30, 2004

Most First Downs (Game)

1. 34 vs. Valparaiso, 2011
2. 33 vs. Morehead State, 2013
2. 33 at Illinois State, 2010

4. 32 at Western Illinois, 2010
4. 32 vs. Liberty, 1989
6. 31 vs. James Madison, 1992
6. 31 vs. Tennessee Tech, 1986
8. 30 vs. South Dakota State, 2017
8. 30 at Indiana State, 2011
8. 30 vs. Missouri State, 2005
8. 30 vs. Towson State, 1989
8. 30 vs. Morehead State, 1986
8. 30 vs. Cincinnati, 1985
8. 30 vs. Northern Michigan, 1972
15. 29 vs. Missouri State, 2015
15. 29 vs. Saint Francis (Pa.), 2014
15. 29 vs. Saint Francis (Pa.), 2011
15. 29 vs. Wayne State, 1974
19. 28 vs. Saint Francis (Pa.), 2015
19. 28 at Indiana State, 2005
19. 28 vs. Morgan State, 1993
19. 28 vs. Northern Iowa, 1981

Fewest First Downs (Game)

1. 5 at Ohio State, 2008
2. 7 vs. Eastern Kentucky, 1987
2. 7 at Eastern Kentucky, 1980
4. 8 at Michigan State, 2013
4. 8 vs. Southern Illinois, 2000
4. 8 vs. Richmond, 2000
4. 8 vs. Northern Michigan, 1980
8. 9 at Missouri State, 1996
8. 9 vs. Northern Iowa, 1984
8. 9 vs. South Dakota State, 1973
8. 9 at Northern Michigan, 1973
8. 9 at Tampa, 1971
8. 9 vs. Southeastern Louisiana, 1969

Most Rushing Yards (Game)

1. 572 at Missouri State, 2016
2. 532 vs. Wayne State, 1974
3. 496 vs. Central Connecticut, 2017
4. 453 vs. Valparaiso, 2011
5. 451 vs. Clarion, 2001
6. 450 vs. Saint Francis (Pa.), 2011
7. 428 vs. Morgan State, 1993
8. 413 vs. Liberty, 1989
9. 411 vs. Towson State, 1989
10. 394 vs. Duquesne, 2016
11. 393 vs. Missouri State, 2001
12. 392 at Indiana State, 2007
13. 388 vs. Liberty, 1993
14. 383 vs. Morgan State, 1989
15. 382 vs. Indiana State, 2006
16. 379 at Indiana State, 2005
17. 376 vs. Southern Illinois, 2002
17. 376 vs. Northeastern, 1991
19. 372 vs. Southern Illinois, 1988
19. 372 vs. Marshall, 2001

Fewest Rushing Yards (Game)

1. -19 vs. Eastern Michigan, 1987
2. -11 at Ohio State, 2008
3. -9 vs. Southern Illinois, 2000
4. -3 at Western Illinois, 2002
5. 21 vs. James Madison, 2016
6. 22 vs. Western Kentucky, 1981
7. 24 vs. Akron, 1969
8. 32 vs. Akron, 1985
9. 35 vs. Northern Michigan, 1985
9. 35 vs. Western Illinois, 1971
11. 39 vs. Eastern Kentucky, 1980
12. 42 vs. Indiana State, 1995
13. 44 vs. Eastern Kentucky, 1983
14. 46 at Pittsburgh, 2009
15. 46 vs. Stephen F. Austin, 1994
16. 47 at UNI, 2017
17. 48 vs. Stephen F. Austin, 1995



Donald Jones caught a school record 77 passes in 2009.

17. 48 vs. Eastern Kentucky, 1987
19. 49 vs. Akron, 1972
20. 50 at Southern Illinois, 2009

Most Yards Passing (Game)

1. 446 vs. Eastern Kentucky, 1985
2. 391 vs. Pensacola Navy, 1968
3. 389 vs. Central Michigan, 1972
4. 378 vs. SE Louisiana, 1970
5. 369 vs. Eastern Kentucky, 1983
6. 349 at Indiana State, 2017
7. 347 at Illinois State, 2008
8. 346 vs. Illinois State, 2009
9. 341 vs. Eastern Michigan, 1987
10. 335 vs. Morehead State, 1986
11. 334 vs. Liberty, 2008
12. 330 vs. Eastern Michigan, 1985
13. 324 at Southern Illinois, 2015
14. 318 vs. James Madison, 2006
14. 318 vs. Villanova, 1975
16. 316 vs. Northern Michigan, 1972
17. 315 at Jacksonville State, 2016
18. 314 vs. Western Illinois, 2007
19. 312 vs. Akron, 1969
20. 311 at Pittsburgh, 2017
20. 311 vs. Illinois State, 2013

Fewest Yards Passing (Game)

1. 7 vs. Eastern Illinois, 1978
2. 8 vs. Gustavus Adolphus, 1970
3. 11 vs. Indiana State, 2002
4. 13 vs. Indiana (Pa.), 1999
5. 14 vs. Nevada, 1991
6. 17 vs. Missouri State, 2002
7. 21 vs. Eastern Kentucky, 1988
8. 27 vs. Northern Michigan, 1980
9. 28 vs. UNI, 2016
10. 33 vs. Indiana State, 1993
11. 35 vs. Georgia Southern, 1991
11. 35 vs. Western Illinois, 1978
13. 36 vs. Missouri State, 1998



ADDITIONAL RECORDS



- 14. 38 vs. Missouri State, 2001
- 15. 39 vs. Eastern Washington, 1997
- 15. 39 vs. Central State, 1974
- 17. 43 at Pittsburgh, 2005
- 18. 45 vs. Northwestern State, 1996
- 19. 46 vs. Eastern Illinois, 1981
- 20. 47 vs. Kent, 1998

Most Yards Total Offense (Game)

- 1. 747 at Missouri State, 2016
- 2. 718 vs. Morehead State, 2013
- 3. 657 vs. Valparaiso, 2011
- 4. 646 vs. Saint Francis (Pa.), 2011
- 5. 644 vs. Missouri State, 2015
- 6. 638 at Indiana State, 2017
- 7. 637 vs. Wayne State, 1974
- 8. 630 vs. Central Connecticut, 2017
- 9. 618 vs. Bloomsburg, 1990
- 10. 610 vs. Duquesne, 2016
- 11. 609 vs. Elon, 2001
- 12. 604 vs. Central Michigan, 1972
- 13. 567 vs. Saint Francis (Pa.), 2014
- 13. 567 vs. Indiana State, 2005
- 15. 563 vs. James Madison, 1992
- 16. 557 vs. South Dakota, 2014
- 17. 544 at Illinois State, 2008
- 18. 543 at Xavier, 1972
- 19. 542 at Morehead State, 1986
- 20. 541 vs. Clarion, 2001

Fewest Yards Total Offense (Game)

- 1. 60 vs. Eastern Kentucky, 1980
- 2. 62 vs. Northern Michigan, 1980
- 3. 74 at Ohio State, 2008
- 4. 80 vs. Southern Illinois, 2000
- 5. 147 vs. Illinois State, 2017
- 5. 147 vs. Western Kentucky, 1987
- 7. 152 at Pittsburgh, 2005
- 8. 159 at Pittsburgh, 2009
- 9. 168 vs. Western Kentucky, 2001
- 10. 169 vs. Indiana (Pa.), 1999
- 11. 175 vs. Tampa, 1971
- 12. 176 at Ohio State, 2007
- 13. 177 at Michigan State, 2013
- 14. 180 vs. Eastern Kentucky, 1987
- 15. 181 vs. Northern Iowa, 1984
- 16. 183 vs. Northern Michigan, 1973
- 17. 184 vs. Penn State, 2006
- 18. 186 vs. Akron, 1985
- 18. 186 vs. Central State, 1974
- 20. 189 vs. Liberty, 1988

Opponents

Most Points Scored

- 1. 68, North Texas State • Nov. 15, 1957
- 2. 60, Akron • Nov. 8, 1969
- 3. 59, Georgia Southern • Dec. 18, 1999
- 4. 58, Pensacola Navy • Oct. 12, 1968
- 5. 57, Cincinnati • Sept. 25, 1982
- 6. 55, Michigan State • Sept. 14, 2013
- 7. 54, Illinois State • Nov. 1, 2008
- 7. 54, Western Illinois • Oct. 11, 2003
- 7. 54, UMass • Oct. 1, 1977
- 10. 52, James Madison • Sept. 26, 1992
- 11. 51, Delaware • Nov. 10, 1979
- 12. 50, Bowling Green • Nov. 8, 1952
- 12. 50, Southeastern Louisiana • Oct. 31, 1970
- 12. 50, Northern Iowa • Oct. 26, 1985
- 15. 49, Appalachian State • Dec. 9, 2006
- 15. 49, Middle Tennessee State • Nov. 1, 1986
- 15. 49, Akron • Nov. 5, 1983
- 15. 49, Tampa • Oct. 2, 1971
- 19. 48, North Dakota State • Oct. 6, 2012
- 19. 48, Illinois State • Nov. 14, 1998

- 19. 48, Western Illinois • Sept. 22, 1984
- 19. 48, Akron • Nov. 22, 1968
- 19. 48, Xavier • Oct. 13, 1951

Biggest Losses

- 1. 55 • North Texas State 68, YSU 13 • 1957
- 2. 54 • Cincinnati 57, YSU 3 • 1982
- 3. 50 • Bowling Green 50, YSU 0 • 1952
- 4. 49 • Tampa 49, YSU 0 • 1971
- 5. 48 • Xavier 48, YSU 0 • 1951
- 6. 45 • Eastern Kentucky 45, YSU 0 • 1980
- 7. 43 • Ohio State 43, YSU 0 • 2008
- 8. 42 • Michigan State 59, YSU 17 • 2013
- 9. 41 • North Dakota State 48, YSU 7 • 2012
- 9. 41 • Pittsburgh 41, YSU 0 • 2005
- 9. 41 • Massachusetts 54, YSU 13 • 1977
- 12. 40 • John Carroll 40, YSU 0 • 1952
- 12. 40 • Baldwin-Wallace 40, YSU 0 • 1961
- 12. 40 • Eastern Michigan 42, YSU 2 • 1973

Biggest MVFC Losses

- 1. 41 • North Dakota State 48, YSU 7 • 2012
- 2. 38 • Northern Iowa 47, YSU 8 • 2003
- 3. 35 • Illinois State 35, YSU 0 • 2017
- 3. 35 • Southern Illinois 37, YSU 2 • 2004
- 5. 34 • Illinois State 48, YSU 14 • 1998
- 5. 34 • Western Illinois 54, YSU 20 • 2003
- 7. 33 • Southern Illinois 33, YSU 0 • 2008
- 7. 33 • South Dakota State 40, YSU 7 • 2008
- 9. 30 • South Dakota State 38, YSU 8 • 2015
- 10. 29 • South Dakota State 42, YSU 13 • 2013

Most First Downs (Game)

- 1. 35, Alcorn State, 1994
- 2. 34, Illinois State, 1998
- 3. 32, Illinois State, 2003
- 4. 31, Michigan State, 2013
- 4. 31, Central Florida, 1998
- 4. 31, Eastern Michigan, 1986
- 4. 31, Northeastern, 1986
- 8. 30, West Virginia, 2016
- 8. 30, Towson State, 1988
- 10. 29, Marshall, 1988
- 11. 28, Illinois State, 2008
- 11. 28, Montana, 1999
- 11. 28, Delaware, 1979
- 11. 28, Dayton, 1971

Fewest First Downs (Game)

- 1. 4, Lock Haven, 2007
- 1. 4, Western Illinois, 1980
- 3. 5, Missouri State, 2015
- 3. 5, Western Illinois, 2012
- 3. 5, Akron, 1984
- 3. 5, Eastern Illinois, 1973
- 3. 5, Central State, 1971
- 8. 6, Robert Morris, 2016
- 9. 7, Saint Francis (Pa.), 2015
- 9. 7, Indiana State, 1997
- 9. 7, Indiana State, 1994
- 9. 7, Northern Iowa, 1982
- 9. 7, Murray State, 1981
- 9. 7, Alabama A&M, 1979

Most Yards Rushing (Game)

- 1. 638, Georgia Southern, 1999
- 2. 440, Northeastern, 1986
- 3. 405, Illinois State, 1998
- 4. 391, Gustavus Adolphus, 1969
- 5. 385, Tampa, 1971
- 6. 379, Villanova, 1976
- 7. 378, Central Michigan, 1971
- 8. 377, Northern Iowa, 2003
- 9. 376, Central Michigan, 1972
- 10. 365, Kent, 1988

- 11. 354, Delaware, 1979
- 12. 353, North Dakota State, 2014
- 12. 353, Appalachian State, 2006
- 14. 352, Southeastern Louisiana, 1970
- 15. 351, Eastern Kentucky, 1986
- 16. 339, Eastern Kentucky, 1987
- 17. 337, Southern Illinois, 2003
- 18. 335, Middle Tennessee State, 1983
- 19. 334, Furman, 1989
- 19. 334, Tennessee Tech, 1977

Fewest Yards Rushing (Game)

- 1. -36, Alcorn State, 1994
- 2. -33, Western Illinois, 1982
- 3. -22, Xavier, 1972
- 4. -19, Middle Tennessee State, 1981
- 5. -14, Southeastern Louisiana, 1969
- 6. -13, Robert Morris, 2016
- 6. -10, Buffalo, 1994
- 8. -6, Illinois State, 2001
- 8. -6, Liberty, 1990
- 10. -4, Samford, 1991
- 11. 0, South Dakota State, 1979
- 12. -2, Northern Michigan, 1980
- 13. 6, Tennessee Tech, 1974
- 14. 7, Alabama A&M, 1979
- 14. 7, Nebraska-Omaha, 1978
- 16. 11, Indiana (Pa.), 1973
- 17. 13, Northern Iowa, 1979
- 18. 17, Illinois State, 1993
- 18. 17, Eastern Illinois, 1981
- 20. 18, Illinois State, 2006
- 20. 18, Morehead State, 1987

Most Yards Passing (Game)

- 1. 514, Alcorn State, 1994
- 2. 420, Montana, 1999
- 3. 390, Illinois State, 2010
- 4. 389, West Virginia, 2016
- 5. 387, Indiana State, 2013
- 6. 385, Eastern Washington, 2016
- 7. 384, Morehead State, 1987
- 8. 383, Northern Iowa, 1981
- 9. 372, Samford, 2016
- 10. 371, Duquesne, 2013
- 11. 366, Southern Illinois, 2016
- 12. 363, Western Illinois, 2005
- 12. 363, Marshall, 1991
- 14. 360, South Dakota, 2017
- 15. 357, Southern Illinois, 1999
- 16. 353, Indiana State, 2014
- 16. 353, Missouri State, 2001
- 17. 352, Northern Iowa, 1985
- 19. 351, South Dakota State, 2012
- 20. 348, Eastern Illinois, 1981

Fewest Passing Yards (Game)

- 1. 0, Wofford, 2016
- 2. 2, Indiana State, 1997
- 3. 10, Saint Francis (Pa.), 2015
- 4. 13, Eastern Kentucky, 1987
- 5. 16, Robert Morris, 2015
- 6. 18, Western Kentucky, 2001
- 7. 19, Gustavus Adolphus, 1970
- 8. 20, Akron, 1984
- 9. 21, Richmond, 2000
- 10. 22, Villanova, 1977
- 11. 23, Eastern Michigan, 1975
- 12. 27, Northern Michigan, 1975
- 13. 28, Slippery Rock, 1996
- 13. 28, Buffalo, 1996
- 15. 29, Murray State, 1981
- 16. 30, Delaware State, 1992
- 17. 31, Northeastern, 1989
- 17. 31, Central Michigan, 1972



ADDITIONAL RECORDS



Jamaine Cook led the Penguins in rushing the past three seasons.

- 19. 37, Indiana State, 2000
- 20. 38, Central State, 1979

Most Yards Total Offense (Game)

- 1. 656, Georgia Southern, 1999
- 2. 653, Akron, 1969
- 3. 624, West Virginia, 2016
- 4. 618, Northern Iowa, 2003
- 5. 604, Illinois State, 2003
- 6. 575, Central Florida, 1998
- 7. 562, Illinois State, 1998
- 8. 559, Northern Iowa, 1985
- 9. 553, Delaware, 1979
- 10. 552, Michigan State, 2013
- 11. 541, Northeastern, 1986
- 12. 528 at Pittsburgh, 2005
- 13. 523, Eastern Michigan, 1986
- 14. 518, James Madison, 1992
- 15. 517, Appalachian State, 2006
- 15. 517, UMass, 1977
- 15. 517, Dayton, 1971
- 18. 513, Illinois State, 2008
- 19. 512, Towson State, 1988
- 20. 510, Marshall, 1988

Fewest Yards Total Offense (Game)

- 1. 68, Alabama A&M, 1979
- 2. 76, Eastern Illinois, 1973
- 3. 87, Saint Francis (Pa.), 2015
- 4. 90, Buffalo, 1994
- 5. 93, Indiana State, 1997
- 5. 93, Southeastern Louisiana, 1969
- 7. 100, Central State, 1971
- 8. 101, Slippery Rock, 1996
- 9. 102, Western Illinois, 1988
- 10. 103, Robert Morris, 2016
- 11. 104, Indiana (Pa.), 1973
- 12. 106, Lock Haven, 2007
- 13. 107, Missouri State, 2015
- 14. 119, Tennessee Tech, 1974
- 15. 120, Austin Peay, 1974
- 16. 123, Middle Tennessee State, 1981
- 17. 131, Northern Iowa, 1987
- 18. 133, Edinboro, 2000

- 19. 135, Northeastern, 1989
- 20. 137, Indiana State, 1994

YSU Individual Records

Most Rushing Attempts (Game)

- 1. 46, Tamron Smith vs. Samford, 1991
- 2. 43, Jamaine Cook at Illinois State, 2010
- 2. 43, Monquanta Gibson at Western Kentucky, 2006
- 4. 42, Jamaine Cook vs. South Dakota, 2012
- 5. 38, Robby Robson vs. Western Illinois, 1979
- 6. 37, Robby Robson vs. Akron, 1980
- 7. 36, Paris Wicks vs. Northern Iowa, 1982
- 8. 35, Tevin McCaster vs. South Dakota State, 2017
- 9. 34, Jody Webb vs. Wofford, 2016
- 9. 34, Marcus Mason at Illinois State, 2006
- 9. 34, P.J. Mays vs. Indiana State, 2001
- 9. 34, Jerry Mapes vs. Florida A&M, 1985
- 9. 34, Tamron Smith vs. James Madison, 1992
- 14. 33, Jamaine Cook vs. Albany, 2012
- 14. 33, Jamaine Cook at North Dakota State, 2011
- 14. 33, Jamaine Cook at Indiana State, 2011
- 14. 33, Marcus Mason vs. UNI, 2006
- 14. 33, Paris Wicks vs. Middle Tennessee State, 1982
- 14. 33, Paris Wicks vs. Northern Iowa, 1981
- 14. 33, Robby Robson vs. Delaware, 1980

Most Yards Rushing (Game)

- 1. 304, Dick Adipotti vs. Southern Connecticut State, 1966
- 2. 265, Marcus Mason at Western Illinois, 2006
- 3. 264, Robby Robson vs. Delaware, 1979
- 4. 253, Frank Horvath vs. Gustavus Adolphus, 1960
- 5. 249, Marcus Mason vs. Southern Illinois, 2006
- 6. 246, Tamron Smith vs. Samford, 1991
- 7. 236, Monquanta Gibson at Western Kentucky, 2006
- 8. 227, Paris Wicks vs. Morehead State, 1981
- 9. 226, P.J. Mays vs. Lock Haven, 2001
- 10. 218, P.J. Mays vs. Missouri State, 2001
- 11. 215, Paris Wicks vs. Northern Iowa, 1981
- 12. 214, Paris Wicks vs. Austin Peay State, 1982
- 13. 213, Jody Webb vs. Wofford, 2016
- 13. 213, Jamaine Cook at Illinois State, 2010
- 15. 211, Dave Garden vs. Eastern Illinois, 1973
- 16. 210, P.J. Mays vs. Southern Illinois, 2002
- 16. 210, Jake Andreadis vs. Wingate, 1995
- 18. 208, Davey Kimmel vs. Western Michigan, 1957
- 18. 208, Adaris Bellamy vs. Dayton, 2013
- 20. 203, Jamaine Cook vs. South Dakota, 2012
- 20. 203, Marcus Mason vs. Missouri State, 2005

Most Passing Attempts (Game)

- 1. 54, Denny Klembara vs. Akron, 1968
- 2. 51, Trenton Lykes vs. Eastern Michigan, 1987
- 3. 49, Denny Klembara vs. Akron, 1969
- 4. 47, Hunter Wells vs. James Madison, 2016
- 4. 47, Jamie DeVore vs. Eastern Kentucky, 1983
- 6. 46, Kurt Hess at South Dakota State, 2010
- 6. 46, Mark Brungard vs. Stephen F. Austin, 1995
- 8. 45, Brandon Summers vs. Illinois State, 2009
- 9. 44, Trenton Lykes vs. Morehead State, 1986
- 10. 43, Trenton Lykes vs. Murray State, 1987
- 11. 42, Kurt Hess at South Dakota State, 2012
- 12. 41, Kurt Hess at Indiana State, 2011
- 12. 41, Mark Brungard vs. Delaware, 1995
- 12. 41, Trenton Lykes vs. Eastern Kentucky, 1986
- 15. 40, Tom Zetts vs. James Madison, 2006
- 15. 40, Tom Zetts at Western Kentucky, 2004
- 17. 39, Hunter Wells vs. South Dakota State, 2015
- 17. 39, Brandon Summers vs. Liberty, 2008
- 17. 39, Jeff Ryan vs. Illinois State, 1999
- 17. 39, Mark Brungard vs. McNeese State, 1995
- 17. 39, Mark Brungard vs. Illinois State, 1995

Most Pass Completions (Game)

- 1. 32, Brandon Summers vs. Liberty, 2008

- 2. 31, Trenton Lykes vs. Eastern Michigan, 1987
- 3. 30, Brandon Summers, at Southern Illinois, 2009
- 3. 30, Jamie DeVore vs. Eastern Kentucky, 1983
- 5. 28, Hunter Wells vs. James Madison, 2016
- 5. 28, Tom Zetts at Western Kentucky, 2004
- 7. 27, Trenton Lykes vs. Eastern Kentucky, 1987
- 8. 26, Kurt Hess at South Dakota State, 2010
- 8. 26, Trenton Lykes vs. Morehead State, 1986
- 10. 25, Kurt Hess at Southern Illinois, 2013
- 10. 25, Kurt Hess at South Dakota State, 2012
- 10. 25, Kurt Hess at Indiana State, 2011
- 10. 25, Brandon Summers vs. Illinois State, 2009
- 10. 25, Tom Zetts vs. UNI, 2007
- 10. 25, Trenton Lykes vs. Murray State, 1987
- 16. 24, Kurt Hess vs. Southern Illinois, 2012
- 16. 24, Tom Zetts vs. James Madison, 2006
- 16. 24, Jeff Ryan vs. Western Michigan, 1999
- 16. 24, Trenton Lykes vs. Northeastern, 1987
- 16. 24, Denny Klembara vs. Akron, 1968

Most Passing Yards (Game)

- 1. 391, Denny Klembara vs. Pensacola Navy, 1968
- 2. 389, Ron Jaworski vs. Central Michigan, 1972
- 3. 369, Jamie DeVore vs. Eastern Kentucky, 1983
- 4. 349, Ricky Davis at Indiana State, 2017
- 5. 347, Brandon Summers at Illinois State, 2008
- 6. 346, Brandon Summers vs. Illinois State, 2009
- 7. 341, Trenton Lykes vs. Eastern Michigan, 1987
- 8. 335, Trenton Lykes vs. Morehead State, 1995
- 9. 334, Brandon Summers vs. Liberty, 2008
- 10. 324, Hunter Wells at Southern Illinois, 2015
- 11. 321, Ron Jaworski vs. SE Louisiana, 1970
- 12. 316, Ron Jaworski vs. Northern Michigan, 1972
- 13. 314, Tom Zetts vs. James Madison, 2006
- 14. 312, Denny Klembara vs. Akron, 1969
- 15. 311, Hunter Wells at Pittsburgh, 2017
- 15. 311, Kurt Hess vs. Illinois State, 2013
- 17. 309, Keith Snoddy vs. Northern Michigan, 1979
- 18. 306, Kurt Hess vs. Missouri State, 2011
- 19. 305, Trenton Lykes vs. Akron, 1985
- 20. 303, Trenton Lykes vs. Tennessee Tech, 1987

Most Receptions (Game)

- 1. 11, Dominique Barnes at Penn State, 2010
- 1. 11, Donald Jones vs. Missouri State, 2009
- 1. 11, Donald Jones at Southern Illinois, 2009
- 1. 11, T.J. Peterson vs. James Madison, 2006
- 1. 11, Dave DelSignore vs. Southern Illinois, 1968
- 6. 10, Will Shaw at South Dakota State, 2012
- 6. 10, Dominique Barnes vs. North Dakota State, 2010
- 6. 10, Dominique Barnes at South Dakota State, 2010
- 6. 10, Dominique Barnes vs. Indiana State, 2010
- 6. 10, Donald Jones at North Dakota State, 2009
- 6. 10, Herb Williams vs. James Madison, 1992
- 6. 10, Steve Jones vs. Eastern Michigan, 1987
- 6. 10, Lorenzo Davis vs. Murray State, 1987
- 6. 10, Rick Shepas vs. Eastern Kentucky, 1985
- 15. 9, Dominique Barnes vs. Missouri State, 2009
- 15. 9, Elliott Giles vs. Western Michigan, 1999
- 15. 9, Herb Williams vs. Northeastern, 1992
- 15. 9, Steve Jones vs. Northeastern, 1987
- 15. 9, Maury Bibent vs. Tennessee Tech, 1987
- 15. 9, Rick Shepas vs. Cincinnati, 1985
- 15. 9, Rick Shepas vs. Morehead State, 1985
- 15. 9, Frank Pokorny vs. Morehead State, 1983
- 15. 9, Jim Ferranti vs. Eastern Illinois, 1979
- 15. 9, Jim Ferranti vs. Akron, 1979
- 15. 9, Jim Ferranti vs. Central State, 1978
- 15. 9, Bob Ferranti vs. Northern Michigan, 1972

Most Receiving Yards (Game)

- 1. 214, Elliott Giles vs. Montana, 1999
- 2. 212, Dave DelSignore vs. Navy, 1968
- 3. 210, Dave DelSignore vs. Western Illinois, 1969
- 4. 209, John Goode vs. Akron, 1983



ADDITIONAL RECORDS



- 199, Renauld Ray vs. Buffalo, 1997
- 195, Rick Shepas vs. Eastern Kentucky, 1985
- 195, Dave Ferguson vs. South Dakota State, 1974
- 188, Jim Ferranti vs. Central State, 1978
- 181, William Walker vs. McNeese State, 1995
- 168, Bob Ferranti vs. Central Michigan, 1972
- 166, Dave Ferguson vs. South Dakota State, 1973
- 164, Dave Ferguson vs. Tennessee State, 1974
- 159, John Goode vs. Northern Iowa, 1983
- 158, Damoun Patterson at Jacksonville State, 2016
- 158, Jim Ferranti at Illinois State, 1979
- 152, Ray Ellington vs. Edinboro, 1990
- 151, Dominique Barnes vs. North Dakota State, 2010
- 149, Jim Ferranti vs. Akron, 1979
- 148, Jerry Mapes vs. Eastern Michigan, 1985
- 148, Rick Shepas vs. Morehead State, 1985
- 148, John Goode vs. Western Illinois, 1983

Most Yards Total Offense (Game)

- 447, Ricky Davis at Indiana State, 2017
- 403, Denny Klembara vs. Pensacola Navy, 1968
- 387, Ron Jaworski vs. Central Michigan, 1972
- 383, Brandon Summers vs. Liberty, 2008
- 369, Jeff Ryan vs. Montana, 1999
- 367, Brandon Summers at Illinois State, 2008
- 351, Jamie DeVore vs. Eastern Kentucky, 1983
- 336, Keith Snoddy vs. Northern Michigan, 1979
- 333, Denny Klembara vs. Southern Illinois, 1968
- 332, Brandon Summers vs. Illinois State, 2009
- 327, Tom Zetts vs. James Madison, 2006
- 325, Demond Tidwell vs. Buffalo, 1997
- 324, Hunter Wells at Southern Illinois, 2015
- 323, Kurt Hess vs. Illinois State, 2013
- 319, Jeff Ryan vs. Hofstra, 2000
- 319, Jeff Ryan vs. New Haven, 1998
- 317, Kurt Hess vs. Duquesne, 2013
- 317, Jeff Ryan vs. Indiana State, 1999
- 308, Jeff Ryan vs. Southern Illinois, 2001
- 308, Mark Brungard vs. Delaware, 1995
- 308, Nick Cochran vs. Texas State, 1992

Most All-Purpose Yards (Game)

- 331, Jody Webb vs. Wofford, 2016
- 323, Dave DelSignore at Western Illinois, 1969
- 311, Jamaine Cook at Illinois State, 2010
- 304, Dick Adipotti at S. Connecticut State, 1966
- 280, Marcus Mason vs. Southern Illinois, 2006
- 276, Jody Webb vs. Samford, 2016
- 269, Jody Webb vs. North Dakota State, 2015
- 265, Jamaine Cook vs. C. Connecticut State, 2010
- 264, Robby Robson vs. Delaware, 1979
- 263, Marcus Mason at Western Illinois, 2006
- 258, Paris Wicks at Morehead State, 1981
- 257, Paris Wicks vs. UNI, 1981
- 253, Frank Horvath vs. Gustavus Adolphus, 1960
- 252, Jody Webb at Jacksonville State, 2016
- 248, P.J. Mays at Marshall, 2001
- 246, Tamron Smith vs. Samford, 1991
- 243, Jody Webb at Indiana State, 2015
- 242, Josh Cayson vs. Indiana State, 2004
- 242, Josh Cayson vs. Illinois State, 2003
- 240, Jody Webb at Missouri State, 2016

Opponents Individual Records

Most Rushing Attempts (Game)

- 43, Cody Pratt, Missouri State, 2004
- 43, Adam Benge, Northern Iowa, 1998
- 40, Herb Donaldson, Western Illinois, 2008
- 40, Astron Whatley, Kent, 1996
- 40, James Black, Akron, 1983
- 39, Aaron Stecker, Western Illinois, 1998
- 38, Dave Blake, Ball State, 1974
- 37, Brian Thompson, Illinois State, 2004
- 36, Charles Tharp, Western Illinois, 1999

- 36, Jeff Stoval, Northern Iowa, 1996
- 36, Astron Whatley, Kent, 1995
- 35, Walter Mendenhall, Illinois State 2008
- 35, Arkee Whitlock, Southern Illinois, 2006
- 35, Travis Glasford, Western Illinois, 2003
- 35, Adam Benge, Northern Iowa, 2002
- 35, Karlton Carpenter, Southern Illinois, 1998
- 34, Sidney Montfort, Indiana St., 2003
- 33, Rameses Owens, Robert Morris, 2015
- 33, Kevin Mosley, Villanova, 1992
- 33, Jim Kremer, South Dakota State, 1975

Most Yards Rushing (Game)

- 256, Shakir Bell, Indiana State, 2011
- 254, Adrian Peterson, Georgia Southern, 1999
- 246, James Black, Akron, 1983
- 235, Herb Donaldson, 2008
- 233, Karlton Carpenter, Southern Illinois, 1998
- 231, Silas Massey, Central Michigan, 1995
- 225, Walter Mendenhall, Illinois State, 2008
- 222, Brian Thompson, Illinois State, 2004
- 220, Rashad Jennings, Liberty, 2008
- 218, Arkee Whitlock, Southern Illinois, 2006
- 207, Qadree Ollison, Pittsburgh, 2015
- 205, Ron Darby, Marshall, 1988
- 198, Travis Glasford, Western Kentucky, 2003
- 194, Terrell Rennie, UNI, 2010
- 191, Mark Giacone, Central Florida, 1990
- 189, Eli Jenkins, Jacksonville State, 2016
- 188, Aaron Stecker, Western Illinois, 1998
- 186, Zach Zenner, South Dakota State, 2013
- 185, Kyle Minett, South Dakota State, 2010
- 183, Sha-Ron Edwards, Illinois State, 2003

Most Passing Attempts (Game)

- 82, Steve McNair, Alcorn State, 1994
- 59, Chris Swartz, Morehead State, 1987
- 57, Orlando Persell, Morgan State, 1993
- 56, Mike Perish, Indiana State, 2013
- 56, Drew Miller, Montana, 1999
- 56, Lester Anderson, Illinois State, 1996
- 55, Kenny Henderson, Stephen F. Austin, 1991
- 55, Dan Cowley, Towson State, 1991
- 51, Devlin Hodges, Samford, 2016
- 51, Steve Tuck, Eastern Illinois, 1978
- 50, Chris Vargas, Nevada, 1991
- 49, Matt Brown, Illinois State, 2009
- 49, Jeff Christensen, Eastern Illinois, 1981
- 48, Darin Hinshaw, Central Florida, 1993
- 48, Jay Johnson, Northern Iowa, 1992
- 48, Troy Bodine, Cincinnati, 1984
- 46, Steve LaFalce, Western Illinois, 2005
- 46, Austin Moherman, Missouri State, 2001
- 46, Jose Davis, Kent, 1998
- 46, Jeff Sweitzer, Akron, 1990
- 46, Robbie Justino, Liberty, 1990
- 46, Paul Johnson, Liberty, 1989

Most Pass Completions (Game)

- 52, Steve McNair, Alcorn State, 1994
- 40, Drew Miller, Montana, 1999
- 33, Devlin Hodges, Samford, 2016
- 33, Lester Anderson, Illinois State, 1996
- 32, Matt Brown, Illinois State, 2009
- 31, Dante Culpepper, Central Florida, 1998
- 30, Mike Perish, Indiana State, 2013
- 30, Orlando Persell, Morgan State, 1993
- 30, Michael Payton, Marshall, 1991
- 30, Robbie Justino, Liberty, 1990
- 30, Chris Swartz, Morehead State, 1987
- 29, Mike Perish, Indiana State, 2014
- 29, Matt Brown, Illinois State, 2010
- 29, Chris Boden, Villanova, 1997
- 29, Danny Barnett, Illinois State, 1993
- 29, Steve Sandon, Northern Iowa, 1981
- 28, Zach Lujan, South Dakota State, 2014

- 28, Eric Hoffman, Valparaiso, 2012
- 28, Ryan Berry, South Dakota State, 2007
- 28, Jon Grant, UC Davis, 2006
- 28, Steve LaFalce, Western Illinois, 2005
- 28, Jeff Thorne, Eastern Illinois, 1992
- 28, Jay Johnson, Northern Iowa, 1992
- 28, Chris Vargas, Nevada, 1991
- 28, Jeff Christensen, Eastern Illinois, 1981

Most Yards Passing (Game)

- 514, Steve McNair, Alcorn State, 1994
- 455, Roger Staubach, Pensacola Navy, 1968
- 420, Drew Miller, Montana, 1999
- 390, Matt Brown, Illinois State, 2010
- 389, Devlin Hodges, Samford, 2016
- 389, Skyler Howard, West Virginia, 2016
- 387, Mike Perish, Indiana State, 2013
- 384, Chris Swartz, Morehead State, 1987
- 383, Steve Sandon, Northern Iowa, 1981
- 366, Sam Straub, Southern Illinois, 2016
- 363, Steve LaFalce, Western Illinois, 2005
- 363, Michael Payton, Marshall, 1991
- 362, Dillon Buechel, Duquesne, 2013
- 360, Chris Strevler, South Dakota, 2017
- 359, Steve Turk, Eastern Illinois, 1979
- 354, Austin Sumner, South Dakota State, 2012
- 353, Gage Gubrud, Eastern Washington 2016
- 353, Mike Perish, Indiana State, 2014
- 347, Dillon Buechel, Duquesne, 2014
- 347, Dante Culpepper, Central Florida, 1998
- 347, Robbie Justino, Liberty, 1990

Most Receptions (Game)

- 16, Brian Finneran, Villanova, 1997
- 15, Kobie Jenkins, Alcorn State, 1994
- 14, Marvin Sanders, Illinois State, 2010
- 13, Kasim Osgood, Cal Poly, 2000
- 12, Wynton Jackson, Liberty, 2005
- 12, Mark Sango, Villanova, 1999
- 12, Cherone Harness, Alcorn State, 1994
- 12, David Rhodes, Central Florida, 1993
- 11, Shamar Jackson, South Dakota, 2017
- 11, Karel Hamilton, Samford, 2016
- 11, Kelvin McKnight, Samford, 2016
- 11, Bryan Reeves, Nevada, 1991
- 11, Jerry Wright, Eastern Illinois, 1983
- 11, Mark Ledford, Morehead State, 1983
- 11, James Warring, Eastern Illinois, 1978
- 10, Cooper Kupp, Eastern Washington, 2016
- 10, Jake Wienke, South Dakota State, 2014
- 10, Chris King, Duquesne, 2014
- 10, Jeff Evans, Southern Illinois, 2010
- 10, Marco Thomas, Western Illinois, 2006
- 10, Samuel Smith, Florida International, 2004
- 10, Aryvia Holmes, Samford, 2002
- 10, Marc Marcos, Missouri State, 2001
- 10, Ray Fouchea, Illinois State, 1996
- 10, Donald Ross, Alcorn State, 1994
- 10, Troy Brown, Marshall, 1991
- 10, Tim Fields, Stephen F. Austin, 1991
- 10, Ernest Priestler, Edinboro, 1989
- 10, James Herring, Eastern Illinois, 1978

Most Yards Receiving (Game)

- 229, Shamar Jackson, South Dakota, 2017
- 220, David Rhodes, Central Florida, 1993
- 218, Mark Ledford, Morehead State, 1983
- 206, Tyrone Walker, Illinois State, 2010
- 188, Cornell Craig, Southern Illinois, 1999
- 186, Eyad Salem, Illinois State, 2008
- 185, David McLeod, James Madison, 1992
- 183, Mike Furrey, Northern Iowa, 1997
- 182, Jay Hooks, Delaware, 1979
- 180, Cooper Kupp, Eastern Washington, 2016
- 180, Dan Ruff, Akron, 1969
- 178, Jake Wienke, South Dakota State, 2014



ADDITIONAL RECORDS



13. 174, Bryan Reeves, Nevada, 1991
14. 173, Otha Hill, Central State, 1978
15. 171, Shelton Gibson, West Virginia, 2016
15. 171, Ernest Priestler, Edinboro, 1989
17. 167, Mike Smith, Towson State, 1988
18. 164, Kasim Osgood, Cal Poly, 2000
19. 161, Chris King, Duquesne, 2014
20. 160, Johnny Gray, UNI, 2006

Most Total Offensive Yards (Game)

1. 482, Steve McNair, Alcorn State, 1994
2. 455, Roger Staubach, Pensacola Navy, 1968
3. 432, Kory Faulkner, Southern Illinois, 2013
4. 410, Daunte Culpepper, Central Florida, 1998
5. 408, Chris Streveler, South Dakota, 2017
6. 405, Drew Miller, Montana, 1999
7. 401, Gabe Gubrud, Eastern Washington, 2016
8. 394, Mike Perish, Indiana State, 2013
9. 389, Devlin Hodges, Samford, 2016
10. 380, Matt Brown, Illinois State, 2010
11. 376, Sam Straub, Southern Illinois, 2016
12. 366, Ralph Basone, Northeastern, 1992
13. 363, Sherrard Poteete, Southern Illinois, 1999
14. 355, Matt Barr, Western Illinois, 2010
15. 352, Sawyer Kollmorgen, UNI, 2012
15. 352, Chris Swartz, Morehead State, 1987
17. 349, Dillon Buechel, Duquesne, 2014
18. 349, Steve LaFalce, Western Illinois, 2005
19. 347, Michael Payton, Marshall, 1991
20. 346, Terrell Rennie, UNI, 2010

YSU Longest Plays

Passing Play

1. 90, Jeff Ryan to Renauld Ray vs. New Haven, 1998
2. 85, Hunter Wells to Darien Townsend at Jacksonville State, 2016
2. 85, Hunter Wells to Andrew Williams at Southern Illinois, 2015
2. 85, Jamie DeVore to John Goode vs. Delaware, 1981
5. 83, Cliff Stoudt to Dave Ferguson vs. South Dakota State, 1974
5. 83 Joe Piunno to Dick Adipotti vs. Central Michigan, 1965
7. 82, Jeff Ryan to Elliott Giles vs. Montana, 1999
7. 82, Denny Klembara to Dave DelSignore vs. SE Louisiana State, 1969
9. 81, Nick Cochran to Don Zwisler vs. SW Texas State, 1992
9. 81, Mike Sloe to Jeff Patterson vs. Western Illinois, 1980
11. 80, Kurt Hess to Dominique Barnes at Penn State, 2010
11. 80, Ken Kuhn to John Goode vs. Northern Iowa, 1983
11. 80, Ken Kuhn to John Goode vs. Akron, 1983
11. 80, Denny Klembara to Dave DelSignore vs. Pensacola Navy, 1968
11. 80, Denny Klembara to Craig Cotton vs. Pensacola Navy, 1968

Rushing Play

1. 95, Jordan Thompson vs. Saint Francis (Pa.), 2011
1. 95, Marcus Mason at Western Illinois, 2006
3. 94, Martin Ruiz at Missouri State, 2016
4. 90, Harold Green vs. Gustavus Adolphus, 1960
5. 88, Marschell Brumfield vs. Northern Iowa, 1978
6. 87, Dick Adipotti vs. Southern Connecticut State, 1966
7. 86, Cliff Davis vs. North Texas State, 1956
8. 84, Dave Kimmel vs. Abilene Christian, 1954
9. 83, P.J. Mays vs. Clarion, 2001

10. 81, Jody Webb at Missouri State, 2014
10. 81, Paris Wicks vs. Morehead State, 1981
10. 81, Eric Escola vs. Akron, 1974
10. 81, Al Perl vs. Geneva, 1942
14. 80, Adaris Bellamy vs. Dayton, 2013
15. 78, John Murphy vs. Morehead State, 1984
16. 77, Jody Webb vs. North Dakota State, 2015
16. 77, P.J. Mays vs. Clarion, 2001
16. 77, Cliff Stoudt vs. South Dakota State, 1975
19. 76, Jake Andreadis vs. Wingate, 1995
20. 75, Joe Alessi at Missouri State, 2016
20. 75, Jody Webb at Pittsburgh, 2015
20. 75, Robert L. Thompson vs. Eastern Michigan, 1984

Longest Rushes By a Quarterback

1. 90, Harold Green vs. Gustavus Adolphus, 11/10/1960
2. 77, Cliff Stoudt vs. South Dakota State 11/15/1975
3. 73, Brandon Summers at Northeastern, 9/12/2009
4. 65, Jeff Ryan vs. New Haven, 10/24/1998
5. 57, Ricky Davis at Indiana State, 11/4/2017
5. 57, Keith Snoddy vs. Ashland, 9/23/1978
7. 56, Cliff Stoudt at Akron, 10/25/1975
8. 55, Ray Isaac vs. Morgan State, 9/30/1989
9. 52, Jared Zwick vs. Wofford, 8/29/1996
10. 51, Mark Brungard vs. Buffalo, 10/30/1993
11. 49, Ray Isaac vs. James Madison, 9/15/1990
12. 48, Nate Mays vs. Central Connecticut, 9/16/2017
12. 48, Colby Street vs. Western Illinois, 9/22/2001
14. 47, Jeff Ryan vs. Hofstra, 11/4/2000

Interception Return

1. 97, Don Cramb vs. SE Louisiana, 1969
2. 95, Jameel Smith vs. Indiana State, 2013
2. 95, Pat Durina vs. Saginaw Valley State, 1978
4. 94, Leon Jones vs. Alcorn State, 1994
5. 87, Will Shaw vs. UNI, 2010
6. 85, John Rouse vs. Marshall, 1956
7. 84, Maurice Reynolds vs. Eastern Illinois, 1977
8. 78, Jason Perry vs. UC Davis, 2006
9. 73, Brett Greer vs. Stephen F. Austin, 1991
10. 72, Codera Jackson at Liberty, 2005
11. 69, Larry Toles vs. Austin Peay State, 1985
12. 58, Tim Johnson vs. Kent State, 2000
13. 57, David Burch vs. Central Florida, 1993
14. 55, Sherod Holmes vs. Kent State, 2003
14. 55, Dwyte Smiley vs. New Haven, 1998
16. 51, Dale Peterman vs. UNI, 2013
17. 48, Reggie Brown vs. Georgia Southern, 1991

Kickoff Return

1. 93, Jody Webb at Indiana State, 2015
1. 93, Jody Webb at Indiana State, 2015
3. 91, Archie Herring vs. Edinboro, 1990
3. 91, Robert L. Thompson vs. Western Kentucky, 1983
5. 90, Harold Green vs. Gustavus Adolphus, 1960
5. 90, Harry Bruno vs. Geneva, 1942
7. 89, Andre Coleman vs. Lock Haven, 2001
7. 89, Tom Campana vs. Canisius, 1948
9. 88, Malcolm Everette vs. Nevada, 1991
10. 84, Ray Carter vs. Midwestern Texas, 1956
11. 83, Archie Herring vs. Liberty, 1990
12. 81, Randy Smith vs. Kent, 1994
13. 78, Josh Cayson vs. Illinois State, 2005
14. 77, Randy Smith vs. Eastern Kentucky, 1994
15. 75, Matt Rycraft vs. Missouri State, 2004

Punt Return

1. 96, Josh Lee vs. Valparaiso, 2011
2. 92, Ray Rohen vs. Central Michigan, 1965
3. 86, Dominique Barnes vs. Butler, 2010
4. 81, Robert L. Thompson vs. Northern Iowa, 1982
5. 79, Darien Townsend vs. Indiana State, 2016
6. 77, Jerald Burley vs. Illinois State, 2001
7. 76, DeAngelo Wilson vs. Illinois State, 2007
8. 74, Dick Adipotti vs. Eastern Kentucky, 1967

9. 73, Frank Horvath vs. Albright, 1961
10. 71, Dave Roberts vs. Northern Iowa, 1992
11. 70, Russ Musiel vs. Central State
12. 68, Dave Roberts vs. Clarion, 1992
13. 66, Jake Godec vs. Clarion, 2002
14. 64, Jason Perry vs. Indiana State, 2006
15. 60, John Goode vs. Eastern Illinois, 1981
16. 51, Dominique Barnes vs. Missouri State, 2010

Longest Punts

1. 85, Troy LeFever vs. UNI, 2000
2. 75, Don Calloway vs. Northern Michigan, 1973
3. 74, Mark Schuler vs. Samford, 2016
4. 73, Nick Xides vs. Northeastern, 1985
5. 72, Chuck Hayhali vs. Wayne State, 1976
6. 70, Joe Bishop vs. Southern Illinois, 2004
6. 70, Don Calloway vs. Central State, 1974
8. 69, Joey Cejudo vs. Indiana State, 2014
8. 69, Nick Liste at Missouri State, 2010
8. 69, Don Calloway vs. Western Illinois, 1975
11. 68, Nick Liste vs. South Dakota State, 2013
11. 68, Don Calloway vs. Eastern Illinois, 1974
13. 67, Mark Schuler vs. James Madison, 2016
13. 67, Nick Liste at Western Illinois, 2012
13. 67, Ben Nowicki at Indiana State, 2009
13. 67, Joe Bishop at Pittsburgh, 2005
13. 67, J.J. Stefanin vs. Northern Iowa, 1997
13. 67, Chris Weber vs. Cincinnati, 1981
13. 67, Chris Weber vs. Western Illinois, 1981
13. 67, Don Calloway vs. Wayne State, 1974
13. 67, Ron Jaworski vs. Dayton, 1977

Opponent Longest Plays

Longest Rush

1. 93, Von Morgan, Abilene Christian, 10/23/1954
2. 88, Kevin Staple, Eastern Illinois, 10/2/1982
3. 83, Carlos Warford, Murray State, 11/10/1984
4. 81, Pat Young, Kent, 9/3/1988
4. 81, Daman Stephens, Morehead State, 11/17/1984
6. 80, Easton Stick, North Dakota State, 10/14/2017
6. 80, Terrence Thompson, Eastern Kentucky, 9/12/1981
6. 80, Andy Andrade, Northern Michigan, 10/6/1973
9. 79, Jon Bradford, Central State 11/9/1974
10. 78, Lyle Hamm, South Dakota State, 9/22/1973
11. 77, Geno Blow, Illinois State, 10/20/2007
12. 76, A.J. Wallace, Penn State, 9/16/2006
12. 76, Terrence Thompson, Eastern Kentucky, 9/10/1983
12. 76, Don Pittman, Eastern Illinois, 11/7/1977
15. 75, Joe Newman, Wofford, 2016

Longest Pass

1. 92, Jeff Postell to Otha Hill Central State, 10/14/1978
2. 88, Larry Miller to Daryl Goree Northern Iowa, 11/20/1982
3. 86, Paul McIntosh to Joe Allaria Southern Illinois, 10/24/2009
4. 83, Gage Gubrud to Kendrick Bourne Eastern Washington, 12/17/2016
5. 82, Jason Barnett to Adam Roman New Haven, 10/24/1998
5. 82, Bill Zwaan to Bill Cubit Delaware, 11/30/1974
7. 80, Frisman Jackson to Jammal O'Neal Western Illinois, 10/21/2000
7. 80, Shane Fortney to Mike Furrey Northern Iowa, 10/18/1997
9. 78, MacAdoo Harrison-Dixon to Phil Anderson Delaware State, 10/9/1993
10. 75, Mark Iannotti to Daquan Isom Southern Illinois, 10/24/2015
10. 75, Scott Brunner to Jay Hooks Delaware, 11/10/1979
10. 75, Eric Schoch to Mac Thomas Akron, 10/20/1973



Multi 100-Yard Rushers (34)

Tevin McCaster (154), Jody Webb (101)
at Eastern Washington | Dec. 17, 2016
 J. Alessi (190), M. Ruiz (183), J. Webb (166)
at Missouri State | Nov. 19, 2016
 Jody Webb (107), Martin Ruiz (100)
vs. Missouri State | Nov. 7, 2015
 Martin Ruiz (185), Jody Webb (128)
vs. South Dakota | Nov. 1, 2014
 Jody Webb (122), Martin Ruiz (117)
vs. Morehead State | Sept. 7, 2013
 Jamaine Cook (162), Jordan Thompson (135)
vs. Saint Francis (Pa.) | Oct. 22, 2011
 Adaris Bellamy (180), Jamaine Cook (126)
vs. Valparaiso | Sept. 10, 2011
 Kamryn Keys (146), Jabari Scott (120)
vs. North Dakota State | Sept. 20, 2008
 Jabari Scott (149), Kevin Smith (122)
at Indiana State | Nov. 3, 2007
 Marcus Mason (176), Tom Zetts (110)
at Illinois State | Oct. 28, 2006
 Marcus Mason (197), Justin Reams (100)
vs. Indiana State | Oct. 7, 2006
 Monquantae Gibson (167),
 Regis Edgeron (104)
at Western Illinois | Nov. 6, 2004
 P.J. Mays (210), Mike Burns (123)
vs. Southern Illinois | Nov. 2, 2002
 P.J. Mays (165), Josiah Doby (129)
vs. Clarion | August, 29, 2002
 P.J. Mays (170), Mike Burns (116)
vs. Elon | Nov. 17, 2001
 P.J. Mays (180), Darius Peterson (111)
vs. Clarion | Sept. 8, 2001
 Jake Andreadis (107), Adrian Brown (104)
vs. Kent State | Sept. 6, 1997
 Nolan Moore (121), Brian Cottom (109)
vs. Slippery Rock | Sept. 16, 1995
 Darnell Clark (144), Tamron Smith (108)
at Eastern Kentucky | Oct. 2, 1993
 Leo Hawkins (176), Tamron Smith (101)
at Nevada | Dec. 7, 1991
 Leo Hawkins (123), Archie Herring (109)
at Georgia Southern | Nov. 2, 1991
 Tamron Smith (137), Leo Hawkins (124)
vs. Morgan State | Sept. 21, 1991
 Tamron Smith (115), Leo Hawkins (108)
vs. Edinboro | Nov. 11, 1989
 Steve Jones (127), Archie Herring (111)
vs. Liberty | Nov. 4, 1989
 Leo Hawkins (149), Lorenzo Davis (122)
at Eastern Illinois | Sept. 24, 1988
 Paris Wicks (121), Mike Hardie (101)
vs. Murray State | Sept. 19, 1981
 Paris Wicks (125), Robby Robson (109)
vs. American International | Nov. 15, 1980
 Robby Robson (136), Dwight Dumas (104)
vs. Akron | Oct. 21, 1978
 Marschell Brumfield (116), Dwight Dumas (101)
vs. Eastern Illinois | Dec. 2, 1978
 Dave Garden (166), John Kinch (157)
vs. Akron | Nov. 16, 1974
 Eric Escola (147), John Kinch (106)
vs. Wayne State | Oct. 26, 1974
 John Kinch (130), Dave Garden (110)
vs. Austin Peay | Sept. 14, 1974
 Dick Adipotti (124), Ken Kacenga (115)
vs. Southern Illinois | Nov. 4, 1967
 Sanford Rivers (129), Ken Kacenga (118)
vs. Lock Haven | Oct. 27, 1966
 Dick Adipotti (114), Albert Grossi (110)
vs. Gustavus Adolphus | Nov. 12, 1965
 Paul Richardson (116), Phil Williams (112)
vs. Hillsdale | Oct. 25, 1962

QB First Starts Since 1981

Nathan Mays (So.)
 Central Connecticut • Sept. 16, 2017 W, 59-9
 Trent Hosick (Jr.)
 Robert Morris • Sept. 17, 2016 W, 38-6
 Ricky Davis (Jr.)
 Duquesne • Sept. 1, 2016 W, 45-10
 Hunter Wells (Fr.)
 Butler • Sept. 13, 2014 W, 44-13
 Dante Nania (Jr.)
 Illinois • August 30, 2014 L, 17-28
 Kurt Hess (RFr.)
 Penn State • Sept. 4, 2010 L, 14-44
 Marc Kanetsky (So.)
 North Dakota State • Nov. 21, 2009 W, 39-35
 Dailyn Campbell (Fr.)
 Southern Illinois • Oct. 18, 2008 L, 0-33
 Paul Corsaro (RFr.)
 at Missouri State • Oct. 11, 2008 L, 28-42
 Brandon Summers (Jr.)
 Central State • Sept. 13, 2008 W, 38-0
 Todd Rowan (Jr.)
 at Ohio State • Aug. 1, 2008 L, 0-43
 Tom Zetts (RFr.)
 Slippery Rock • Sept. 2, 2004 W, 35-13
 Luis Gonzalez (Sr.)
 Western Kentucky • Nov. 15, 2003 L, 13-37
 Matt Rycraft (So.)
 at Indiana State • Oct. 18, 2003 W, 30-24
 Aaron Marshall (RFr.)
 at Missouri State • Sept. 28, 2002 W, 24-17
 Justin Green (Sr.)
 at Western Kentucky • Sept. 21, 2002 L, 7-13
 Colby Street (So.)
 at Illinois State • Oct. 7, 2000 W, 14-12
 Jeff Ryan (Fr.)
 Southern Illinois • Oct. 10, 1998 W, 34-21
 Jim-Keagy (RFr.)
 Clarion • Sept. 3, 1998 W, 50-6
 Jared Zwick (Fr.)
 Ashland • Oct. 19, 1996 W, 38-3
 Demond Tidwell (Jr.)
 Wofford • August 29, 1996 W, 28-0
 Mark Brungard (So.)
 at Western Michigan • Sept. 2, 1993 W, 17-13
 Nick Cochran (Sr.)
 Clarion • Sept. 5, 1992 W, 48-7
 Ray Issac (So.)
 at Maine • Sept. 2, 1989 L, 14-28
 Frank Edie (So.)
 at Bowling Green • Oct. 22, 1988 L, 16-20
 Chris Gamble (So.)
 at Kent State • Sept. 3, 1988 L, 3-38
 Bob Courtney (Jr.)
 MTSU • Oct. 27, 1984 W, 23-13
 Trenton Lykes (RFr.)
 Eastern Michigan • Sept. 1, 1984 W, 31-7
 Ken Kuhn (Jr.)
 at Akron • Nov. 5, 1983 L, 21-49
 Griffin Keys (So.)
 at Eastern Kentucky • Sept. 11, 1982 L, 17-31
 Jamie DeVore (So.)
 at Cincinnati • Sept. 5, 1981 W, 19-13

LONGEST SERIES Vs. OPPONENTS

35 | Akron
 31 | Western Illinois
 30 | Northern Iowa
 29 | Southern Illinois
 27 | Indiana State
 27 | Illinois State
 21 | Baldwin-Wallace
 21 | Gustavus Adolphus
 20 | Eastern Kentucky
 20 | Missouri State

RECORD BY THE MONTH

| Month | Games | Record | Pct. |
|-----------|-------|-----------|------|
| August | 10 | 8-2-0 | .800 |
| September | 226 | 135-87-4 | .606 |
| October | 309 | 168-142-3 | .548 |
| November | 230 | 143-77-10 | .643 |
| December | 28 | 22-6-0 | .786 |
| January | 1 | 0-1 | .000 |

MILESTONE WINS IN SCHOOL HISTORY

1 | Oct. 22, 1938 • Westminster (20-0)
 50 | Oct. 28, 1949 • Mount Union (21-6)
 100 | Nov. 17, 1960 • Akron (34-21)
 200 | Oct. 3, 1981 • Akron (34-7)
 300 | Sept. 24, 1994 • Slippery Rock (52-17)
 400 | Oct. 14, 2006 • Western Illinois (35-38)
 475 | Nov. 18, 2017 • Missouri State (30-10)

MILESTONE GAMES IN SCHOOL HISTORY

1 | Sept. 15, 1938 • Geneva (L, 6-12)
 100 | Oct. 18, 1952 • Marshall (T, 6-6)
 200 | Nov. 15, 1963 • Augustana (W, 20-6)
 300 | Sept. 13, 1975 • Central State (W, 10-0)
 400 | Sept. 15, 1984 • Cincinnati (W, 27-23)
 500 | Oct. 17, 1992 • Northeastern (L, 23-28)
 600 | Dec. 11, 1999 • Florida A&M (W, 27-24)
 700 | Oct. 11, 2008 • Missouri State (L, 28-42)
 800 | Dec. 17, 2016 • E. Washington (W, 40-38)

OPPONENT TWICE IN SAME YEAR

1942 • Geneva | W, 20-0 • W, 31-19
 1978 • Eastern Illinois | W, 40-24 • L, 22-26*
 1979 • Delaware | L, 45-51 • L, 21-38*
 1994 • Eastern Kentucky | W, 13-6 • W, 18-15*
 2006 • Illinois State | W, 27-13 • W, 28-21*
 *Indicates Playoff Game



vs. Opponents

| Team | Record |
|--------------------|-------------|
| Alcorn State | 1-0 |
| Appalachian State | 0-1 |
| Boise State | 1-0 |
| Central Florida | 1-1 |
| Eastern Kentucky | 2-0 |
| Eastern Washington | 2-0 |
| Florida A&M | 1-0 |
| Furman | 0-1 |
| Georgia Southern | 1-1 |
| Hampton | 1-0 |
| Idaho | 1-0 |
| Illinois State | 1-0 |
| Jacksonville State | 1-0 |
| James Madison | 1-1 |
| Marshall | 2-1 |
| McNeese State | 1-0 |
| Montana | 2-0 |
| Nevada | 1-0 |
| North Carolina A&T | 1-0 |
| Northern Iowa | 1-1 |
| Richmond | 0-1 |
| Samford | 2-0 |
| The Citadel | 1-0 |
| Villanova | 3-0 |
| Wofford | 1-0 |
| Overall | 29-8 |

Appearances

| Year | Record |
|------|--------|
| 2016 | 4-1 |
| 2006 | 2-1 |
| 2000 | 0-1 |
| 1999 | 3-1 |
| 1997 | 4-0 |
| 1994 | 4-0 |
| 1993 | 4-0 |
| 1992 | 3-1 |
| 1991 | 4-0 |
| 1990 | 0-1 |
| 1989 | 1-1 |
| 1987 | 0-1 |

Breakdown

| | |
|---------------------------|------|
| Overall | 29-8 |
| Home | 16-1 |
| Road | 10-5 |
| Neutral | 3-2 |
| Score 30-or-more points | 13-0 |
| Score 28-or-more points | 19-2 |
| Score 21-or-more points | 23-5 |
| Score 20-or-less points | 7-3 |
| Allowing 30-plus points | 3-4 |
| Hold Opp. Under 21 points | 17-2 |
| First Round | 1-0 |
| Round of 16 | 9-3 |
| Quarterfinals | 8-1 |
| Semifinals | 7-1 |
| Finals | 4-3 |

The Youngstown State football program has one of the most storied playoff pasts in the history of the Football Championship Subdivision, formerly known as Division I-AA.

The Penguins have been a mainstay in post-season appearing 11 times since the 1987 campaign. While ranking in the top 15 in FCS appearances, YSU is third in victories (25), second in championships (four), third in title-game appearances (six) and third in winning percentage (.782).

On six of those occasions, Youngstown State has reached the Championship game. In 1991, 1993, 1994 and 1997, the Penguins reached the pinnacle by winning the National Championship. For their efforts, the program was tabbed Division I-AA's Team of the '90s.

Youngstown State has played 32 contests in the FCS postseason winning an impressive 25.

Before moving to the FCS level, YSU appeared in Division II Championship contest in 1979 and playoffs in 1974 and 1978.

Each year, from August through December, the program is known for winning and is mentioned as one of the greatest of all time.

1987 • FIRST ROUND

11/28 at Northern Iowa _____ L, 28-31

1989 • QUARTERFINALS

11/25 at Eastern Kentucky _____ W, 28-24

12/2 at Furman _____ L, 23-42

1990 • FIRST ROUND

11/24 Central Florida _____ L, 17-20

1991 • NATIONAL CHAMPIONS

11/30 Villanova _____ W, 17-16

12/7 at Nevada _____ W, 30-28

12/14 Samford _____ W, 10-0

12/21 vs. Marshall _____ W, 25-17
Statesboro, Ga.

1992 • NATIONAL FINALIST

11/28 Villanova _____ W, 23-20

12/5 at Citadel _____ W, 42-17

12/12 at Northern Iowa _____ W, 19-7

12/19 at Marshall _____ L, 28-31

1993 • NATIONAL CHAMPIONS

11/27 Central Florida _____ W, 56-30

12/4 Georgia Southern _____ W, 34-14

12/11 Idaho _____ W, 35-16

12/18 at Marshall _____ W, 17-5

1994 • NATIONAL CHAMPIONS

11/25 Alcorn State _____ W, 63-20

12/3 Eastern Kentucky _____ W, 18-15

12/10 Montana _____ W, 28-9

12/17 vs. Boise State _____ W, 28-14
Huntington, W. Va.



1997 • NATIONAL CHAMPIONS

11/29 Hampton _____ W, 28-13

12/6 at Villanova _____ W, 37-34

12/13 at Eastern Washington _____ W, 25-14

12/20 vs. McNeese State _____ W, 10-9
Chattanooga, Tenn.

1999 • NATIONAL FINALIST

11/27 at Montana _____ W, 30-27

12/4 North Carolina A&T _____ W, 41-3

12/11 Florida A&M _____ W, 27-24

12/18 vs. Georgia Southern _____ L, 24-59
Chattanooga, Tenn.

2000 • FIRST ROUND

11/25 at Richmond _____ L, 3-10

2006 • SEMIFINALS

11/25 James Madison _____ W, 35-31

12/2 Illinois State _____ W, 28-21

12/9 at Appalachian State _____ L, 24-49

2016 • NATIONAL FINALIST

11/26 Samford _____ W, 38-24

12/3 at Jacksonville State _____ W, 40-24

12/10 Wofford _____ W, 30-23 (2 OT)

12/17 at Eastern Washington _____ W, 40-38
vs. James Madison _____ L, 14-28



1991 NATIONAL CHAMPIONS



The Penguins won their final eight games, including three decided by two points or less, on the way to winning the school's first I-AA title.

1991 National Championship Game Youngstown State 25, Marshall 17 Dec. 21, 1991 • Statesboro, Ga. (CBS) Paulson Stadium | Att: 12,667

| Score by Quarters | 1 | 2 | 3 | 4 | Final |
|-------------------|---|---|----|----|-------|
| Youngstown State | 0 | 3 | 3 | 19 | 25 |
| Marshall | 0 | 0 | 17 | 0 | 17 |

Youngstown State battled back from a 17-6 deficit with 19 fourth-quarter points and held off a late charge to beat Marshall 25-17 and claim its first-ever national title on Dec. 21, 1991, in Statesboro, Ga.

The first half featured a defensive struggle with YSU scoring the lone points on a 23-yard Jeff Wilkins field goal.

Heading into the fourth quarter, the Penguins trailed 17-6 after Marshall scored all of its points in the third.

Wide receiver Herb Williams caught a 33-yard pass from Ray Isaac, and Ryan Wood scored on a three-yard touchdown run to put YSU ahead 18-17 after two failed two-point conversions.

Tailback Tamron Smith increased the lead to 25-17 with a five-yard run with 5:42 remaining.

Marshall made one last charge moving the ball to the YSU 19-yard line in the final minute. But three incompletions by Patton and a sack by Demario Ridgeway preserved the win for the Penguins.

| Team Statistics | | |
|-----------------|-------|-------|
| | MU | YSU |
| First Downs | 22 | 16 |
| Rushes | 30 | 50 |
| Yards | 49 | 121 |
| Passes | 30-43 | 9-15 |
| Yards | 363 | 198 |
| Total Plays | 73 | 65 |
| Total Yards | 412 | 319 |
| Avg. Play | 5.6 | 4.9 |
| Fumbles | 3 | 2 |
| Lost | 1 | 1 |
| Penalties | 7 | 5 |
| Yards | 61 | 30 |
| Punts | 2-27 | 3-94 |
| Avg. | 13.5 | 31.3 |
| Punt Returns | 1-8 | 1-2 |
| Avg. | 8.0 | 2.0 |
| KO Returns | 2-21 | 1-46 |
| Avg. | 10.5 | 46.0 |
| INTs | 0 | 2 |
| Return Yds | 0 | 31 |
| TOP | 27:25 | 32:35 |
| 3rd Down | 7-14 | 6-16 |
| 4th Down | 0-2 | 1-2 |
| Sacks By | 4-25 | 7-41 |

Scoring Summary

2nd Quarter

YSU 5:20 • Jeff Wilkins 23-yard field goal

3rd Quarter

MU 10:14 • Troy Brown 13-yard pass from Michael Payton (Paul Klein kick)

MU 5:08 • Clark 18-yard pass from Payton (Klein kick)

YSU 2:04 • Wilkins 37-yard field goal

MU 0:00 • Klein 42-yard field goal

4th Quarter

YSU 13:38 • Herb Williams 33-yard pass from Ray Isaac (pass failed)

YSU 7:09 • Ryan Wood 3-yard run (run failed)

YSU 5:42 • Tamron Smith 5-yard run (Wilkins kick)

Individual Statistics

RUSHING: Marshall • Glenn Pedro 13-50; Orlando Hatchett 5-15; Michael Payton 12-(16). Youngstown State • Tamron Smith 30-88; Darnell Clark 4-23; Ryan Wood 5-18; Leo Hawkins 2-13; Ray Isaac 9-(21).

PASSING: Marshall • Michael Payton 30-43-363. Youngstown State • Ray Isaac 9-15-198.

RECEIVING: Marshall • Ricardo Clark 8-154; Mike Bartrum 5-69; Troy Brown 5-65; Orlando Hatchett 5-26; Brian Dowler 3-25; Glenn Pedro 3-15; Will Brown 1-9. Youngstown State • Andre Ballinger 4-89; Herb Williams 3-49; Trent Boykin 1-56; Ron Strollo 1-4.

INTERCEPTIONS: Marshall • None. Youngstown State • Lester Weaver 1-15; Randy Smith 1-13.

Although the season had many miraculous moments, the biggest turning point of the year - and perhaps the program's history - came at Georgia Southern on Nov. 2.

Both the Penguins and Eagles entered the game with 4-3 records with YSU losers of two straight. The loser was out of playoff contention while the winners' postseason hopes continued.

YSU jumped out to a 12-3 halftime lead on GSU. Ray Isaac scored on a 33-yard touchdown run to put the Penguins in front 19-3. Then in the fourth, YSU had to hang on.

Georgia Southern, winners of 53 of its last 55 home games and the two-time defending champion, pulled within 19-17 with 5:40 left but failed to tie the game, missing the two-point conversion. YSU's offense kept the ball the final 5:40 of the game, converting two fourth-down plays to earn the victory.

YSU ended the regular season with wins over James Madison, Slippery Rock and Towson State to make the playoffs.

In the first round against Villanova, YSU trailed 16-7 before Leo Hawkins scored on a one-yard touchdown run in the third to cut the deficit to 16-14. In the final two minutes, Youngstown State faced a 4th-and-11 play when Ray Isaacs' pass was deflected and then caught by Herb Williams for 41 yards. Jeff Wilkins kicked a 33-yard field goal with six seconds left to send the Penguins into the quarterfinals at top-seeded Nevada-Reno.

At Nevada, YSU jumped out to a 17-3 lead and led 30-20 in the fourth quarter to set up an amazing finish. With just over seven minutes remaining, the Wolfpack scored to cut the deficit to four. After YSU mishandled a punt for a safety, Nevada stormed down the field to set up a 27-yard field goal attempt by Rick Schwendinger, but with one second left, his kick sailed wide left.

In the semifinals, YSU's defense was the star scoring on a fumble return, intercepting six passes and holding Samford to minus-4 yards rushing in a 10-0 win. Chris Vecchione returned a fumble six yards for a touchdown in the first, and Wilkins kicked a 28-yard field goal in the third for the games' only points. Tamron Smith had 46 carries for 246 yards in the victory.

YSU returned to the site of its biggest victory of the season playing Marshall in Statesboro, Ga. Again, the Penguins pulled out a thrilling come-from-behind win, 25-17, scoring 19 fourth-quarter points.

Marshall led 17-6 entering the fourth, but an Isaac to Williams 33-yard touchdown pass and a three-yard touchdown run by Ryan Wood gave YSU an 18-17 lead. Smith added a five-yard touchdown rush to give the Penguins a 25-17 lead. A desperation pass by Marshall was knocked down in the end zone on the final play.



1993 NATIONAL CHAMPIONS



1993 National Championship Game Youngstown State 17, Marshall 5 Dec. 18, 1993 • Huntington, W. Va. (CBS) Marshall Stadium | Att: 29,218

| Score by Quarters | 1 | 2 | 3 | 4 | Final |
|-------------------|----|---|---|---|-------|
| Youngstown State | 17 | 0 | 0 | 0 | 17 |
| Marshall | 0 | 0 | 3 | 2 | 5 |

YSU scored 17 first-quarter points and held on for a 17-5 win at Marshall on Dec. 18, 1993 at Marshall Stadium in Huntington, W. Va.

The victory avenged a 31-28 defeat to Marshall the previous year.

Tailback Darnell Clark got the Penguins on the board first with a 50-yard touchdown run, and Tamron Smith followed with a five-yard run. Also in the first, placekicker Jeff Wilkins booted a 19-yard field goal to close out the scoring for YSU.

The Thundering Herd picked up its first points of the game in the third quarter on a 27-yard field goal by Will Merrick.

Then the defense used a memorable goal-line stand in the fourth quarter with YSU up by 12.

MU had a first-and-goal at the three, but the defense stopped four rushing plays, with the last a stop of Chris Parker from the one-yard line.

Scoring Summary

1st Quarter

YSU 14:27 • Darnell Clark 50-yard run (Jeff Wilkins kick)

YSU 12:21 • Tamron Smith 5-yard run (Wilkins kick)

YSU 1:53 • Wilkins 19-yard field goal

3rd Quarter

MU 3:34 • Willy Merrick 27-yard field goal

4th Quarter

MU 2:52 • Team Safety

Individual Statistics

RUSHING: Marshall • Chris Parker 17-47; Todd Donnan 11-17; Glenn Pedro 5-3; Greg Martin 1-(-4); Travis Colquitt 1-(-14). Youngstown State • Tamron Smith 24-109; Darnell Clark 11-88; Mark Brungard 14-25; Mack Gilchrist 1-4; Charles Perdue 3-(-1); Team 1-(-1); Jeff Wilkins 1-(-4).

PASSING: Marshall • Todd Donnan 19-29-207. Youngstown State • Mark Brungard 7-8-75.

RECEIVING: Marshall • Will Brown 7-94; Ricky Carter 4-47; Glenn Pedro 4-22; Greg Martin 3-40; Chris Parker 1-4. Youngstown State • Don Zwisler 2-38; Trent Boykin 2-19; Darnell Clark 2-6; John Quintana 1-13.

INTERCEPTIONS: Marshall • None. Youngstown State • Leon Jones 1-21; Vance Mayes 1-12.

Team Statistics

| | YSU | MU |
|--------------|-------|-------|
| First Downs | 16 | 16 |
| Rushes | 55 | 35 |
| Yards | 220 | 49 |
| Passes | 7-8 | 19-29 |
| Yards | 75 | 207 |
| Total Plays | 63 | 64 |
| Total Yards | 295 | 256 |
| Avg. Play | 4.7 | 4.0 |
| Fumbles | 2 | 1 |
| Lost | 1 | 1 |
| Penalties | 9 | 3 |
| Yards | 79 | 24 |
| Punts | 3-142 | 3-111 |
| Avg. | 47.3 | 37.0 |
| Punt Returns | 1-0 | 0-0 |
| Avg. | 0.0 | 0.0 |
| KO Returns | 1-19 | 3-61 |
| Avg. | 19.0 | 20.3 |
| INTs | 2 | 0 |
| Return Yds | 33 | 0 |
| TOP | 34:26 | 25:34 |
| 3rd Down | 7-15 | 4-12 |
| 4th Down | 0-1 | 0-3 |
| Sacks By | 4-9 | 2-6 |



YSU won 12 of its final 13 games and capped off the season by beating Marshall 17-5 in the championship game on its home field.

Youngstown State's reward for beating Central Florida, Georgia Southern and Idaho at home in the playoffs was to play at a hostile environment for the National Championship against Marshall in Huntington, W. Va., for the second straight year.

But the one thing the Penguins had on their side was the revenge factor. In 1992, YSU played at Marshall and came up just short losing 31-28. Marshall scored the first 28 points of that game before the Penguins rallied for the next 28. But a field goal late in the fourth quarter dashed YSU's 1992 title hopes, setting the stage for a memorable 1993 championship game.

This time, the Penguins would come out on top beating the Thundering Herd 17-5 on its home field.

YSU jumped out quickly scoring 17 first-quarter points. Darnell Clark ran 50 yards for a touchdown on the third play of the game while Tamron Smith scored on a five-yard run just over two minutes later. Later, Jeff Wilkins kicked a 19-yard field goal, and from there, it was the defense that was impressive.

Marshall moved into YSU territory only once in the first half before getting on the board on a 27-yard field goal late in the third. In the fourth, the Thundering Herd threatened, driving deep into YSU territory. Marshall had a first down at the three but was stopped on three straight plays. On fourth-and-goal from the one, the defense stuffed Chris Parker to take over with 5:14 left.

YSU took a safety later in the drive, and, with 1:40 left, Vance Mayes' interception sealed the Penguins second national title.

Youngstown State rolled through the first three rounds of the playoffs winning by an average margin of 22 points. YSU beat Central Florida 56-30 in the first round, Georgia Southern 34-14 in the quarterfinals and Idaho 35-16 in the semifinals.

Against Central Florida, YSU scored 35 first-half points en route to the win. Against Georgia Southern, the Penguins jumped out with a flurry again to lead 27-0.

In the semifinals against Idaho, Youngstown State trailed 16-14 at halftime in a snow storm. But in the third quarter, Smith scored on an eight-yard touchdown run, and Mark Brungard tossed a 39-yard touchdown pass to Don Zwisler to extend the lead to 12. Clark added a 15-yard scoring run in the fourth for the final outcome.

In the regular season, the Penguins opened with a win at Western Michigan before losing at Stephen F. Austin. After that, YSU picked up wins over Morgan State, Eastern Kentucky, Delaware State, Liberty, Samford, Buffalo and Indiana State. The Penguins' seven-game win streak was snapped when they lost 13-10 at Illinois State, but they rebounded to close out the regular season with a shut out of Akron, 19-0.



1994 NATIONAL CHAMPIONS



After a tie in the season opener, the Penguins won 14 straight games while claiming the school's second straight I-AA crown.

1994 National Championship Game Youngstown State 28, Boise State 14 Dec. 17, 1994 • Huntington, W. Va. (CBS) Marshall Stadium | Att: 27,674

| Score by Quarters | 1 | 2 | 3 | 4 | Final |
|-------------------|---|----|---|---|-------|
| Youngstown State | 0 | 14 | 7 | 7 | 28 |
| Boise State | 7 | 0 | 0 | 7 | 14 |

Quarterback Mark Brungard ran for two touchdowns and threw for another as Youngstown State earned its third national title with a 28-14 win over Boise State on Dec. 17, 1994, at Huntington, W. Va.

Trailing 7-0, Brungard broke the game open in the second and third quarters as he ran for two touchdowns (two and 38 yards) and threw a five-yard scoring strike to wide receiver Don Zwisler that put YSU in front 21-7.

Tailback Shawn Patton scampered 55 yards for a touchdown in the fourth quarter to give the Penguins their final points taking a 28-7 lead. Patton finished the game with 140 yards rushing on 27 carries.

Boise State added a touchdown late on a Tony Hilde to Randy Matyshock six-yard pass for the final margin.

YSU held the Broncos to just 59 yards rushing on 29 attempts. The Guins had 263 yards on the ground and totaled 422 for the game.

| Team Statistics | YSU | BSU |
|-----------------|-------|-------|
| First Downs | 20 | 13 |
| Rushes | 51 | 29 |
| Yards | 263 | 59 |
| Passes | 9-19 | 17-31 |
| Yards | 159 | 166 |
| Total Plays | 70 | 60 |
| Total Yards | 422 | 225 |
| Avg. Play | 6.0 | 3.8 |
| Fumbles | 1 | 3 |
| Lost | 0 | 0 |
| Penalties | 3 | 4 |
| Yards | 40 | 40 |
| Punts | 6-222 | 6-233 |
| Avg. | 37.0 | 38.8 |
| Punt Returns | 2-6 | 0-0 |
| Avg. | 3.0 | 0.0 |
| KO Returns | 2-37 | 4-92 |
| Avg. | 18.5 | 23.0 |
| INTs | 2 | 2 |
| Return Yds | 12 | 58 |
| TOP | 33:58 | 26:02 |
| 3rd Down | 7-16 | 4-15 |
| 4th Down | 1-1 | 1-3 |
| Sacks By | 5-22 | 1-5 |

Scoring Summary

1st Quarter

BSU 2:46 • Randy Matyshock 5-yard pass from Tony Hilde (Erickson kick)

2nd Quarter

YSU 9:43 • Mark Brungard 2-yard run (Paul Massaro kick)

YSU 0:35 • Brungard 38-yard run (Massaro kick)

3rd Quarter

YSU 3:02 • Don Zwisler 5-yard pass from Brungard (Massaro kick)

4th Quarter

YSU 7:15 • Shawn Patton 55-yard run (Massaro kick)

BSU 4:19 • Matyshock 6-yard pass from Hilde (Erickson kick)

Individual Statistics

RUSHING: Boise State • K.C. Adams 11-30; Tony Hilde 17-28; Willie Bowers 1-1. Youngstown State • Shawn Patton 27-140; Mark Brungard 17-97; Dan Inglis 5-21; Nathan Toy 2-5.

PASSING: Boise State • Tony Hilde 17-31-166. Youngstown State • Mark Brungard 9-19-159.

RECEIVING: Boise State • Ryan Ikebe 5-63; Jarett Hausske 4-56; K.C. Adams 3-10; Lee Schrack 2-22; Randy Matyshock 2-11; Bernie Zimmerman 1-4. Youngstown State • Don Zwisler 3-91; Shawn Patton 3-23; Trent Boykin 2-23; Darnell Bracy 1-22.

INTERCEPTIONS: Boise State • Chris Cook 1-58; DaWuan Miller 1-0. Youngstown State • Leon Jones 1-12; Randy Smith 1-0.

Coach Jim Tressel's 1994 team was arguably his best. The Penguins opened the year with a tie and then rolled to 14 straight victories while wrapping up the school's second straight national championship, beating Boise State 28-14 in the title game.

After tying Stephen F. Austin in the opener, YSU went on to set a school record for victories in a year and set the mark for the school's best winning streak in finishing the entire campaign without a loss.

In 1994, YSU averaged 27.9 points and held their opponents to 10.1 points per contest. The Penguins won eight games by more than 20 points and scored more than 27 points nine times. Eight times, YSU's opponents failed to score double figures.

The year culminated with a 28-14 win over Boise State in the National Championship Game in Huntington, W. Va. By beating the Broncos, YSU became just the second school in Division I-AA history to repeat as National Champions.

Against Boise State, YSU trailed 7-0 before scoring the next 28 points. The Broncos added a score late, but the day, much like the season, belonged to YSU. The Penguins outgained the Broncos 422 to 225 and won the time of possession battle by eight minutes.

In the second quarter of the title game, Mark Brungard scored on a two-yard run and scored on a 38-yard scamper just before the half. In the third, Brungard capped a 91-yard scoring drive with a five-yard touchdown toss to Don Zwisler. In the fourth, Shawn Patton scored on a 55-yard run with seven minutes remaining.

The game was a microcosm of YSU's season - slow start followed by a tremendous finish.

The year began with a final-play field goal to tie Stephen F. Austin, and next came 14 straight victories. YSU won nine home games and in four away contests allowed just 18 points.

In the regular season, YSU won six straight home contests over Eastern Kentucky, Slippery Rock, McNeese State, North Alabama, Kent State and Akron. The Penguins concluded the regular season with road victories over Buffalo, UMass and Indiana State.

In the playoffs, YSU opened with a 63-20 win over Steve McNair's Alcorn State team in an ESPN nationally-televised game. McNair had 514 yards passing while attempting 82 passes.

YSU's dream season hung in the balance in the quarterfinals against Eastern Kentucky. YSU led 11-0 in the fourth before ECU rallied for 15 points. Brungard led the troops back when he threw an eight-yard touchdown pass to Darnell Bracy with 1:02 left.

Against Montana in the semifinals, YSU built a 21-0 third-quarter lead on the way to a 28-9 win. The victory over the Grizzlies sent the Guins to the title game for the fourth straight year.



A road-weary YSU squad waited until the final quarter of the season before a late touchdown pushed it past McNeese State for the title.

1997 National Championship Game Youngstown State 10, McNeese State 9 Dec. 20, 1997 • Chattanooga, Tenn. (ESPN) Finley Stadium | Att: 14,771

| Score by Quarters | 1 | 2 | 3 | 4 | Final |
|-------------------|---|---|---|---|-------|
| Youngstown State | 0 | 3 | 0 | 7 | 10 |
| McNeese State | 3 | 0 | 6 | 0 | 9 |

Quarterback Demond Tidwell tossed a 10-yard touchdown pass to Renauld Ray with 8:08 remaining as the Penguins held on for 10-9 victory over McNeese State on Dec. 20, 1997 in Chattanooga, Tenn.

YSU picked up the game's only turnover as Jeff Fackrell intercepted a Blake Prejean pass at the YSU 35-yard line with 12:02 remaining.

The Penguins marched 66 yards in nine plays to score the game's lone touchdown when Ray caught a 10-yard pass from Tidwell.

After the score, YSU's defense stopped the Cowboys on two consecutive drives. The Guins forced a three-and-out on the ensuing series after MSU had picked up nine yards on first down.

YSU milked 5:07 off the clock with a nine-play drive that went for just 13 yards gave the ball back to the Cowboys with just 1:16 left in the game.

On the final drive, defensive tackle Harry Deligianis sacked Prejean on consecutive snaps, and the final play was an incomplete pass.

Scoring Summary

- 1st Quarter**
MSU 5:30 • Shonz LaFrenz 22-yard field goal
- 2nd Quarter**
YSU 2:19 • Mark Griffith 21-yard field goal
- 3rd Quarter**
MSU 8:08 • LaFrenz 37-yard field goal
MSU 0:51 • LaFrenz 46-yard field goal
- 4th Quarter**
YSU 8:08 • Renauld Ray 9-yard pass from Demond Tidwell (Griffith kick)

Individual Statistics

- RUSHING:** McNeese State • William Davis 19-54; Derrick Beavers 3-13; Donnie Ashley 1-3; Tim Leger 1-3; Blake Prejean 5-(-15). Youngstown State • Jake Andreadis 16-35; Adrian Brown 14-34; Jared Zwick 3-4; Demond Tidwell 5-2; Demetrius Harris 1-(-2).
- PASSING:** McNeese State • Blake Prejean 14-28-143. Youngstown State • Demond Tidwell 11-20-110; Jared Zwick 1-1-17.
- RECEIVING:** McNeese State • Donnie Ashley 4-45; Andre Perkins 4-44; Damien Morris 2-31; Chris Fontenot 2-12; William Davis 1-10; Freddie Bynum 1-1. Youngstown State • Tim Tyrell 4-54; Renauld Ray 3-38; Willis Marshall 3-22; Mark Cox 1-14; Jake Andreadis 1-(-1).
- INTERCEPTIONS:** McNeese State • None. Youngstown State • Jeff Fackrell 1-0.

| Team Statistics | YSU | MSU |
|-----------------|-------|-------|
| First Downs | 12 | 11 |
| Rushes | 39 | 29 |
| Yards | 73 | 58 |
| Passes | 12-21 | 14-28 |
| Yards | 127 | 143 |
| Total Plays | 60 | 57 |
| Total Yards | 200 | 201 |
| Avg. Play | 3.3 | 3.5 |
| Fumbles | 0 | 0 |
| Lost | 0 | 0 |
| Penalties | 3 | 3 |
| Yards | 20 | 35 |
| Punts | 9-298 | 5-183 |
| Avg. | 33.1 | 36.6 |
| Punt Returns | 1-5 | 3-28 |
| Avg. | 5.0 | 9.3 |
| KO Returns | 2-42 | 1-23 |
| Avg. | 21.0 | 23.0 |
| INTs | 1 | 0 |
| Return Yds | 0 | 0 |
| TOP | 31:33 | 28:27 |
| 3rd Down | 6-16 | 3-14 |
| 4th Down | 0-0 | 0-1 |
| Sacks By | 3-22 | 1-4 |

The Penguins travelled the long road on the way to winning their fourth national championship in seven years. In the playoffs, YSU had to win two of three games on the road to get to the title game, and those contests took the Guins across the country.

That journey ended in Chattanooga, Tenn., in the National Championship Game against McNeese State. In a tight contest, the Penguins trailed 9-3 entering the fourth quarter before the Cowboys committed a costly mistake.

With 12:02 remaining, Jeff Fackrell intercepted a Blake Prejean pass at the YSU 35 to end a Cowboy threat and keep the Penguins within 9-3. Just over four minutes later, Demond Tidwell threw a 10-yard touchdown pass to Renauld Ray, and, after Mark Griffith's extra point, YSU led 10-9.

The Cowboys had two final chances only to be stopped each time by the Penguin defense. The YSU offense came up big with a clock-consuming drive that took 5:07 of the final 6:23 off the clock.

McNeese took over with just 1:16 remaining and at its own 22-yard line. Four plays later, two of which were sacks by Harry Deligianis, the game was over.

In the contest, the teams had remarkably similar statistics. YSU had 12 first downs and 200 total yards while McNeese had 11 first downs and 201 yards of total offense.

Youngstown State was seeded eighth in the playoffs following a 9-2 regular season. In the first round, the Penguins opened with a 28-13 win over Hampton. Then the travels began.

In the quarterfinals, YSU trailed 21-0 at top-seed Villanova before mounting a furious rally. At halftime, the Penguins were behind 28-14 before scoring 23 straight points to build a 37-28 lead. The Wildcats scored late and outyarded the Penguins 459-286.

YSU's postseason road trip continued in Spokane, Wash., against Eastern Washington. The Penguins led 17-0 on an Adrian Brown touchdown run, a Mike Stanec fumble return and a Mark Griffith field goal. But the Eagles responded with 14 third-quarter points to trim the deficit to three. In the fourth, EWU was deep in YSU territory before Jake Anderson intercepted a pass to end the threat, and Brown added a touchdown for a 25-14 victory.

In the regular season, YSU began the season by winning its first six games - over Slippery Rock, Kent State, at Boston, Hofstra, at Indiana State and over Buffalo - before losing at Northern Iowa. YSU rebounded with wins over Illinois State, Southern Illinois and Southwest Missouri State before losing the regular-season finale 24-21 to Western Illinois. YSU led 21-10 before the Leathernecks scored in the third and in the fourth to win the Gateway title.



DIVISION II PLAYOFF HISTORY



Playoff Game Summaries

YSU 52, Alabama A&M 0

Semifinals • Dec. 1, 1979 | Youngstown • Falcon Stadium

The Penguins amassed 481 yards of total offense and held Alabama A&M to just 68 yards in a 52-0 win in the semifinals.

Quarterback Keith Snoddy completed 15 of 25 passes for 180 yards and a school-record-tying four touchdowns, while Jim Ferranti caught three of those touchdown passes.

YSU 50, South Dakota State 7

Quarterfinals • Nov. 24, 1979 | Youngstown • Falcon Stadium

The defense forced seven turnovers and held South Dakota State to zero yards rushing in a 50-7 win in the playoff quarterfinals.

YSU intercepted four passes and forced three fumbles. Offensively, the Penguins racked up 474 yards of total offense. Robby Robson tied a record with four rushing touchdowns in the game and finished with 138 yards on 28 carries. YSU led 22-0 at halftime before SDSU scored to get within 22-7, but the Penguins scored the final 28 points of the game.

Eastern Illinois 26, YSU 22

Semifinals • Dec. 2, 1978 | Charleston, Ill. • O'Brien Stadium

Poke Cobb scored from three yards out with four minutes left, and Eastern Illinois held on to a 26-22 decision in the quarterfinals despite a 122-yard rushing effort by Marschell Brumfield.

YSU took a 22-14 lead into the fourth quarter, but the Panthers scored the final 12 points to overcome the eight-point deficit and eliminate the Penguins. YSU had defeated EIU during the regular season.

YSU 21, Nebraska-Omaha 14

Quarterfinals • Nov. 25, 1978 | Youngstown • Falcon Stadium

Replacement quarterback Bill Fink found Jim Ferranti with a 32-yard touchdown pass in the fourth quarter as the Penguins held on to defeat Nebraska-Omaha, 21-14, in the quarterfinals of the playoffs. YSU led 14-7 at halftime before UNO tied the contest. The victory was the first postseason triumph in school history.

Delaware 35, YSU 14

First Round • Nov. 30, 1974 | Newark, Del. • Delaware Stadium

The Penguins lost 35-14 to Delaware in their first playoff appearance in school history. The Blue Hens scored 21 second-half points to break open a 14-14 game.

John Kinch ran for 80 yards and a touchdown, while quarterback Cliff Stoutd threw for 165 yards completing 17-of-36 passes.

1979 National Championship Game

Delaware 38, Youngstown State 21

Dec. 8, 1979 • Albuquerque, N.M. (ABC)

University Stadium | Att: 4,000

| Score by Quarters | 1 | 2 | 3 | 4 | Final |
|-------------------|---|----|---|----|-------|
| Youngstown State | 0 | 21 | 0 | 0 | 21 |
| Delaware | 0 | 21 | 7 | 10 | 38 |

In a rematch of a thrilling regular-season contest, Delaware again came from behind to beat the Penguins as the Blue Hens broke open a 21-21 game with 17 second-half points en route to a 38-21 win to capture the Division II National Championship on Dec. 8, 1979.

Junior tailback Robby Robson continued his spectacular performances of the 1979 campaign as he gained 127 yards and scored the first touchdown of the game in the first quarter.

The Penguins built a 21-7 lead as Dwight Dumas scored from two yards out and Keith Snoddy added a nine-yard touchdown run in the second quarter. The Blue Hens scored 14 points to close out the half and draw even at the break following Vince Hyland's interception return with just 18 seconds left.

Delaware scored all 17 second-half points and overall had the final 31 of the game at University Stadium.

| Team Statistics | | |
|-----------------|-------|-------|
| | YSU | UD |
| First Downs | 23 | 16 |
| Rushes | 58 | 45 |
| Yards | 166 | 152 |
| Passes | 10-30 | 13-27 |
| Yards | 153 | 325 |
| Total Plays | 88 | 72 |
| Total Yards | 319 | 477 |
| Avg. Play | 3.6 | 6.6 |
| Fumbles | 6 | 4 |
| Lost | 3 | 3 |
| Penalties | 5 | 9 |
| Yards | 45 | 84 |
| Punts | 6-264 | 6-202 |
| Avg. | 44.0 | 33.7 |
| Punt Returns | 3-6 | 0-0 |
| Avg. | 2.0 | 0.0 |
| KO Returns | 3-59 | 1-15 |
| Avg. | 19.7 | 15.0 |
| INTs | 0 | 2 |
| Return Yds | 0 | 85 |
| TOP | 34:36 | 25:24 |
| 3rd Down | 7-19 | 4-11 |
| 4th Down | 3-4 | 1-2 |
| Sacks By | 2-16 | 5-42 |

Scoring Summary

2nd Quarter

- YSU** 10:13 • Robby Robson 6-yard run (Orosz kick)
- UD** 8:36 • Jay Hooks 70-yard pass from Scott Brunner (Brandt Kennedy kick)
- YSU** 6:10 • Dwight Dumas 2-yard run (Orosz kick)
- YSU** 4:44 • Keith Snoddy 9-yard run (Orosz kick)
- UD** 1:47 • Phil Nelson 5-yard pass from Brunner (Kennedy kick)
- UD** 0:18 • Vince Hyland 61-yard interception return (Kennedy kick)

3rd Quarter

- UD** 5:03 • Hooks 75-yard pass from Brunner (Kennedy kick)

4th Quarter

- UD** 9:59 • Kennedy 47-yard field goal
- UD** 6:33 • Gino Olivieri 34-yard run (Kennedy kick)

Individual Statistics

RUSHING: Delaware • Gino Olivieri 12-66; Lou Mariani 12-47; Kevin Dennis 11-39; Hugh Dougherty 3-8; Pete Gudzak 2-8; Ed Wood 1-5; Scott Brunner 4(-21). Youngstown State • Robby Robson 27-127; Keith Snoddy 20-22; Jeff Johnston 4-11; Dwight Dumas 3-8; Bill Fink 3-0; Tom Meola 1(-2).

PASSING: Delaware • Scott Brunner 12-25-296; Mike Schonewolf 1-1-29; Rick Scully 1-0-0. Youngstown State • Keith Snoddy 8-23-129; Bill Fink 2-7-24.

RECEIVING: Delaware • Jay Hooks 4-182; Jaime Young 4-64; Hugh Dougherty 2-45; Lou Mariani 1-21; Bob Wood 1-8; Phil Nelson 1-5. Youngstown State • Randy Beal 4-82; Jim Ferranti 3-58; Dwight Dumas 2-9; Tom Meola 1-4.

INTERCEPTIONS: Delaware • Vince Hyland 1-61; Bob Woods 1-24. Youngstown State • None.



The Penguins reached the finals in 1979 and semifinals in 1978.



2016 National Championship Game

James Madison 28, Youngstown State 14

Jan. 7, 2017 • Frisco, Texas (ESPN2)

Toyota Stadium | Att: 14,423

| Score by Quarters | 1 | 2 | 3 | 4 | Final |
|-------------------|----|---|---|---|-------|
| Youngstown State | 0 | 7 | 0 | 7 | 14 |
| James Madsion | 14 | 7 | 7 | 0 | 28 |

After starting the season unranked, the Penguins reached the Division I National Championship Game for the seventh time in school history.

In its first January contest in school history, YSU finished strong but was done in by a slow start in a 28-14 loss to James Madison at Toyota Stadium in Frisco, Texas.

The Penguins trailed 21-0 midway through the second quarter after the Dukes opened with two first period touchdowns and found the end zone for the third time with 8:17 left in the second quarter.

The Guins cut into the deficit when Hunter Wells connected with Shane Kuhn on an 18-yard touchdown pass with 3:35 left in the second quarter.

Khalid Abdullah's second touchdown run of the game gave JMU at 28-7 lead just 4:50 into the third quarter.

YSU's defense clamped down on the Dukes the remainder of the game while Wells threw a seven-yard touchdown pass to Jeremiah Braswell for the final outcome.

Scoring Summary

1st Quarter

JMU 12:10 • Jonathan Kloosterman 14-yard pass from Bryan Schor (Tyler Gray kick)

JMU 9:27 • Rashard Davis 18-yard pass from Schor (Gray kick)

2nd Quarter

JMU 8:17 • Khalid Abdullah 1-yard run (Gray kick)

YSU 3:35 • Shane Kuhn 18-yard pass from Hunter Wells (Zak Kennedy kick)

3rd Quarter

JMU 10:10 • Abdullah 2-yard run (Gray kick)

4th Quarter

YSU 00:10 • Jeremiah Braswell 7-yard pass from Wells (Kennedy kick)

Individual Statistics

RUSHING: Youngstown State • Jody Webb 17-41; Tevin McCaster 2-9; Damoun Patterson 1-8; Shane Kuhn 1-4; Hunter Wells 8-(-12); Team 2-(-29). James Madison • Khalid Abdullah 26-101; Bryan Schor 12-26; Trai Sharp 4-10; John Miller 1-7; Rashard Davis 1-(-1); Team 1-(-2).

PASSING: Youngstown State • Hunter Wells 28-47-271; Team 0-1-0. James Madison • Bryan Schor 7-12-112.

RECEIVING: Youngstown State • Jody Webb 10-63; Alvin Bailey 7-68; Jacob Wood 2-23; Damoun Patterson 2-23; Isiah Scott 2-14; Kevin Rader 1-29; Tevin McCaster 1-7; Shane Kuhn 1-17; Stefan Derrick 1-10; Jeremiah Braswell 1-7. James Madison • Rashard Davis 3-52; Domo Taylor 2-47; Jonathan Kloosterman 1-14; John Miller 1-(-1).

INTERCEPTIONS: Youngstown State • None. James Madison • Curtis Oliver 1-(-1).

The 2016 National Finalists



YSU won four playoff games to reach the Division I National Championship Game for the seventh time in school history.

The 2016 Penguins became the first unseeded team to reach the Division I Championship Game since the NCAA began seeding the field. It also became the first team to play five postseason games marching from an opening round victory over Samford to the final in Frisco, Texas, against James Madison.

YSU sat at a crossroads following a loss at North Dakota State on Nov. 5. The Penguins suffered a 24-3 setback to the five-time defending National Champion, but they could see first hand that if they could rebound quickly, the season could be a success.

In the final home regular-season game the Guins held on for a 21-14 win over a pesky Southern Illinois squad and then left no doubt that they belonged in the postseason with a 65-20 rout of Missouri State.

At 8-3 overall and 6-2 in the MVFC the Guins knew they were going to make the playoffs for the first time in 10 years. But the path to Frisco was something that remained an unknown.

The next day YSU learned it would open at home against Samford. With the pressure off the make the playoffs, the Penguins were anxious to keep their routine and their season going.

YSU opened with a 34-28 win over the pass-happy Bulldogs setting the stage for a trip to third-seed and 2015 FCS finalist Jacksonville State.

At halftime the Guins led 20-17 and were still just up three points late in the third. YSU blanked the high-powered JSU offense for the next 19 minutes and closed the game by scoring the final 13 points.

In the quarterfinals, the Penguins faced a tough task in option-oriented Wofford, who liked YSU had already won twice in the playoffs.

The Guins feel behind the Terriers early and trailed in the fourth quarter before taking the game to overtime. Neither team scored in the first OT but the Penguins took a 30-23 lead scoring on the first possession on the second OT. YSU's defense stopped Wofford on four plays to advanced to the semifinals.

The Penguins headed out west to face second-seeded Eastern Washington with a berth in the title game on the line.

On a somewhat snowy and very fridge Saturday, YSU trailed by 14 points in the second quarter and 31-20 to start the fourth quarter. But two scores put them in front and only to watch as EWU reclaimed a 38-34 lead.

YSU marched deep into Eagles territory and with one-second left, TE Kevin Rader's miraculous one-handed touchdown reception sent the Guins to the National Championship Game.



CHAMPIONSHIP GAME FINALISTS



1999 National Championship Game

Georgia Southern 59, Youngstown State 24
Dec. 18, 1999 • Chattanooga, Tenn. (ESPN)
Finley Stadium | Att: 20,052

| Score by Quarters | 1 | 2 | 3 | 4 | Final |
|-------------------|----|----|---|----|-------|
| Georgia Southern | 10 | 28 | 7 | 14 | 59 |
| Youngstown State | 7 | 7 | 3 | 7 | 24 |

Georgia Southern used a 28-point second quarter to earn a 59-24 win over YSU in the 1999 National Championship Game in Chattanooga, Tenn.

The Penguins jumped out to a 14-10 second-quarter lead after a three-yard scoring run by quarterback Jeff Ryan. Tailback Adrian Brown had given the Penguins a 7-3 lead in the first on a two-yard scoring rush.

After Ryan's score, YSU watched the Eagles score 28 unanswered points, including a 72-yard punt return for a touchdown that put GSU up 38-14 at halftime. The Eagles racked up 639 yards rushing and 656 yards of total offense.

The Penguins cut the deficit to 21 points on a 30-yard field goal by Mark Griffith late in the third quarter before GSU scored the next 21 points. Brown capped the scoring for the Guins with a one-yard plunge late in the fourth quarter.

Team Statistics

| | GSU | YSU |
|--------------|-------|--------|
| First Downs | 25 | 18 |
| Rushes | 61 | 44 |
| Yards | 639 | 163 |
| Passes | 1-5 | 11-20 |
| Yards | 17 | 175 |
| Total Plays | 66 | 64 |
| Total Yards | 656 | 338 |
| Avg. Play | 9.9 | 5.3 |
| Fumbles | 1 | 1 |
| Lost | 0 | 0 |
| Penalties | 9 | 3 |
| Yards | 82 | 11 |
| Punts | 1-25 | 7-251 |
| Avg. | 25.0 | 35.9 |
| Punt Returns | 6-98 | 0-0 |
| Avg. | 12.3 | 0.0 |
| KO Returns | 5-111 | 10-225 |
| Avg. | 22.2 | 22.5 |
| INTs | 1 | 0 |
| Return Yds | 21 | 0 |
| TOP | 28:06 | 31:54 |
| 3rd Down | 5-11 | 1-11 |
| 4th Down | 2-4 | 1-1 |
| Sacks By | 6-45 | 0-0 |

Scoring Summary

1st Quarter

GSU 10:20 • Chris Chambers 25-yard field goal

YSU 4:51 • Adrian Brown 2-yard run (Mark Griffith kick)

GSU 2:51 • Greg Hill 42-yard run (Chambers kick)

2nd Quarter

YSU 14:34 • Jeff Ryan 3-yard run (Griffith kick)

GSU 10:25 • Adrian Peterson 3-yard run (Chambers kick)

GSU 9:05 • B. Cunningham 57-yard run (Chambers kick)

GSU 5:27 • Peterson 22-yard run (Chambers kick)

GSU 2:09 • Ant Williams 72-yard punt return (Chambers kick)

3rd Quarter

YSU 4:47 • Griffith 30-yard field goal

GSU 3:05 • Peterson 1-yard run (Chambers kick)

4th Quarter

GSU 9:57 • Mark Myers 5-yard run (Chambers kick)

GSU 7:13 • J.R. Revere 66-yard run (Chambers kick)

YSU 3:48 • Brown 1-yard run (Griffith kick)

Individual Statistics

RUSHING: Georgia Southern • Adrian Peterson 27-254; B. Cunningham 4-129; Greg Hill 14-105; J.R. Revere 3-80; Cherard Freeman 2-42; Mike Stewart 4-16; Edmund Coley 2-13; Mark Myers 3-7; Team 2-(-7). Youngstown State • Adrian Brown 22-160; Ime Akpan 4-9; Jerry Johnson 2-4; Jared Zwick 2-4; Jeff Ryan 15-(-9).

PASSING: Georgia Southern • Greg Hill 1-5-17. Youngstown State • Jeff Ryan 10-19-172; Steve Valley 1-1-3.

RECEIVING: Georgia Southern • Dedric Parham 1-17. Youngstown State • Renauld Ray 4-90; Elliott Giles 2-46; Denver Williams 2-14; Casey Bogerd 1-17; Adrian Brown 1-7; Jared Zwick 1-1.

INTERCEPTIONS: Georgia Southern • Arkee Thompson 1-21. Youngstown State • None.

The 1999 National Finalists



The 1999 campaign featured 10 games decided by a touchdown or less, including two three-point wins in the postseason.

The 1999 season was one of the most electrifying, heart-pounding campaigns in the storied history of the program. Marked by dramatic, fourth-quarter comebacks, gut-wrenching losses and 10 games decided by seven points or less, the Penguins gave their fans joyous and tearful memories on the way to their sixth championship game appearance in nine seasons.

YSU advanced to the title game after an improbable, fourth-quarter rally in the semifinals at Stambaugh Stadium. Trailing Florida A&M, 24-13, with 11:35 remaining, quarterback Jeff Ryan connected on a 46-yard scoring strike to Elliot Giles and hit Damien Matthews from 10-yards out with 44 seconds remaining for a thrilling 27-24 victory. Both scores came after FAMU threatened to put the game away early in the fourth quarter.

After defeating the Rattlers, the Penguins' pursuit of their fifth national title was halted by Georgia Southern, 59-24, to finish the year with a 12-3 record and second national finalist trophy.

The march to Chattanooga, Tenn., began with a first-round 30-27 upset of Montana. Ryan's 18-yard touchdown scamper in the fourth quarter was the game's deciding score. The Grizzlies missed a field goal on the final play, which would have forced overtime.

Returning to Stambaugh Stadium for the second round, the Penguins iced North Carolina A&T, 41-3, advancing to the semifinals.

The regular season was just as exhilarating. Five of the six conference games were decided by six points.

After opening the year 1-1, the next 10 games were played within nine points.

Those contests included a 13-7 win over Indiana (Pa.); overcoming a 21-0 second-quarter deficit to nip Western Illinois 28-24 on the strength of an improbable goal-line stand in the final minute; rallying in the fourth quarter to win at Indiana State and beating Southern Illinois in overtime after the Salukis tied the game on a touchdown and two-point conversion on the final play of regulation.

A defensive struggle occurred in a 10-7 win over Cal Poly; a 10-point fourth quarter at UNI turned a 20-19 deficit into a 29-20 win at the UNI Dome; a deflating 31-28 loss to Illinois State in which the Guins scored the final 14 points, but still came up short and lost their chance at the Gateway Conference title; the final two regular-season wins featured a hard-fought 17-14 victory over Missouri State and a 28-21 road victory at Villanova, but only after trailing 21-7 at halftime.



CHAMPIONSHIP GAME FINALISTS



1992 National Championship Game

Marshall 31, Youngstown State 28
Dec. 19, 1992 • Huntington, W. Va. (CBS)
Marshall Stadium | Att: 31,304

| Score by Quarters | 1 | 2 | 3 | 4 | Final |
|-------------------|---|----|----|----|-------|
| Youngstown State | 0 | 0 | 14 | 14 | 28 |
| Marshall | 0 | 14 | 14 | 3 | 31 |

Marshall placekicker Will Merrick booted a 22-yard field goal with seven seconds remaining to lift Marshall to a 31-28 win over Youngstown State in the National Championship game on Dec. 19, 1992, at Huntington, W. Va.

The Penguins battled back from a 28-0 third-quarter deficit to knot the game at 28-28.

Trailing 28-0 in the third, Nick Cochran completed a 30-yard touchdown pass to get Youngstown State on the scoreboard.

Tailback Tamron Smith scored on runs of four, one and 10 yards to tie the game at 28 with 3:28 remaining. Smith ended up with 82 yards rushing on 20 carries during the game.

The Herd responded following Smith's touchdown with a 14-play, 76-yard drive that resulted in Merrick's short game-winning field goal. On the drive, MU converted two third-down attempts.

| Team Statistics | | |
|-----------------|-------|-------|
| | MU | YSU |
| First Downs | 26 | 17 |
| Rushes | 42 | 34 |
| Yards | 185 | 116 |
| Passes | 25-40 | 18-31 |
| Yards | 270 | 256 |
| Total Plays | 82 | 65 |
| Total Yards | 455 | 372 |
| Avg. Play | 5.6 | 5.7 |
| Fumbles | 0 | 1 |
| Lost | 0 | 1 |
| Penalties | 7 | 3 |
| Yards | 40 | 20 |
| Punts | 5-199 | 6-250 |
| Avg. | 39.8 | 41.6 |
| Punt Returns | 2-0 | 2-33 |
| Avg. | 0.0 | 16.5 |
| KO Returns | 4-65 | 3-72 |
| Avg. | 16.3 | 24.0 |
| INTs | 2 | 1 |
| Return Yds | 70 | 2 |
| TOP | 32:03 | 27:57 |
| 3rd Down | 6-15 | 4-14 |
| 4th Down | 1-2 | 1-3 |
| Sacks By | 2-13 | 2-12 |

Scoring Summary

2nd Quarter

MU 5:01 • Mike Bartrum 6-yard pass from Michael Payton (Willy Merrick kick)

MU 3:30 • Orlando Hatchett 5-yard run (Merrick kick)

3rd Quarter

MU 10:13 • Glenn Pedro 1-yard run (Merrick kick)

MU 5:46 • Hatchett 22-yard pass from Payton (Merrick kick)

YSU 3:41 • Herb Williams 30-yard pass from Nick Cochran (Jeff Wilkins kick)

YSU 0:16 • Tamron Smith 4-yard run (Wilkins kick)

4th Quarter

YSU 12:04 • Smith 1-yard run (Wilkins kick)

YSU 3:28 • Smith 10-yard run (Wilkins kick)

MU 0:07 • Merrick 22-yard field goal

Individual Statistics


RUSHING: Marshall • Orlando Hatchett 15-112; Glenn Pedro 15-53; Michael Payton 12-20. Youngstown State • Tamron Smith 20-82; Ryan Wood 3-15; Jeff Wilkins 1-13; Nick Cochran 6-3; Darnell Clark 4-3.

PASSING: Marshall • Michael Payton 25-39-270; Travis Colquitt 1-0-0. Youngstown State • Nick Cochran 18-31-256.

RECEIVING: Marshall • Troy Brown 10-115; Will Brown 5-62; Orlando Hatchett 4-41; Rickie Carter 2-28; Mike Bartrum 2-16; Glenn Pedro 2-8. Youngstown State • Herb Williams 5-104; Don Zwisler 5-47; Tamron Smith 1-42; Trent Boykin 3-36; John Quintana 1-14; Ryan Wood 2-8; Darnell Clark 1-5.

INTERCEPTIONS: Marshall • George Thomas 1-52; Troy Brown 1-18. Youngstown State • Malcolm Everette 1-2.

The 1992 National Finalists



The quest to defend the 1991 championship came up just three points short in a 31-28 loss at Marshall in the title game.

No longer was Youngstown State flying under the radar after capturing the 1991 national title. In 1992, the Penguins wore the target at which every team was aiming.

After an 8-2-1 regular-season record and three decisive wins in the playoffs, Youngstown State reached its second consecutive National Championship Game against a familiar foe for the 1992 crown.

It was billed as "The Rematch," and it lived up to the hype. The 1992 NCAA Division I-AA National Championship Game between defending champion Youngstown State and Marshall ranged from despair to exhilaration to finally disbelief for Penguins' fans as the Thundering Herd avenged their 1991 loss to YSU with a last-second field goal to claim a 31-28 title-winning triumph.

The Penguins, who had won seven straight playoff games entering the title game, had their bid to repeat as national champions denied, and they posted an 11-3-1 overall record, for their third consecutive 10-win season.

Falling behind 28-0 with 5:46 left in the third quarter, Youngstown found itself in a precarious dilemma.

However, in dramatic fashion, the Guins scored two third-quarter touchdowns to cut the lead in half. Senior Nick Cochran connected with Herb Williams on a 30-yard scoring strike for YSU's first touchdown, and Tamron Smith rambled into the end zone from four yards out.

The Penguins' defense forced a three-and-out, and Cochran's 34-yard pass to Williams set up Smith's second rushing touchdown from one yard three plays later to cut the deficit to 28-21 with 12 minutes remaining.

Cochran then led the Penguins on a 10-play, 89-yard game-tying scoring drive capped by Smith's 10-yard touchdown dash – his third rushing touchdown of the game.

Marshall answered with a final drive of 81 yards in 14 plays as Willie Merrick's 22-yard field goal with seven seconds remaining lifted the Thundering Herd to the national title.

The Penguins reached the championship game by defeating Northern Iowa, 19-7, in the semifinals, The Citadel, 42-17, in the quarterfinals and Villanova, 23-20, in the first round.

YSU's two regular-season losses were by a combined eight points while the tie came versus Akron. The Guins won their regular-season finale and three playoff games before falling at Marshall.



FCS Playoffs Team Game Records

Rushing

Attempts: 81 vs. Samford, 12/14/1991
Yards: 341 vs. Samford, 12/14/1991
Touchdowns: 5 vs. The Citadel, 12/5/1992; UCF, 11/27/1993; Samford, 11/26/2016

Passing

Attempts: 48 vs. James Madison, 1/7/2017
Completions: 28 vs. James Madison, 1/7/2017
Interceptions Thrown: 2, three times
Yards: 318 vs. James Madison, 11/25/2006
Touchdowns: 3, three times (m.r. vs. Wofford, 12/10/2016)

Receiving

Receptions: 28 vs. James Madison, 1/7/2017
Yards: 318 vs. James Madison, 11/25/2006
Touchdowns: 3, three times (m.r. vs. Wofford, 12/10/2016)

Scoring

Touchdowns: 9 vs. Alcorn State, 11/25/1994
Points: 63 vs. Alcorn State, 11/25/1994
Points in a Quarter: 28 (2nd) vs. Central Florida, 11/27/1993
Points Allowed in a Quarter: 28 (2nd) by Georgia Southern, 12/18/1999
PAT Attempts: 9 vs. Alcorn State, 11/25/1994
PAT Made: 9 vs. Alcorn State, 11/25/1994
Field Goals Made: 4 vs. Northern Iowa, 12/12/1992; at Jacksonville St. 12/3/2016
Field Goal Attempts: 5 at Jacksonville State, 12/3/2016

Miscellaneous

Total Offensive Yards: 520 at Jacksonville State, 12/3/2016
Total Plays: 90 vs. Furman, 12/2/1989
First Downs: 27 at Eastern Washington, 12/17/2016
Time of Possession: 42:45 vs. Samford, 12/14/1991
Punt Return Yards: 115 vs. Northern Iowa, 12/12/1992
Kickoff Returns: 10 vs. Georgia Southern, 12/18/1999
Kickoff Return Yards: 213 vs. Georgia Southern, 12/18/1999
Takeaways: 8 vs. Samford, 12/14/1991
Turnovers: 4 vs. Samford, 12/14/1991
Punts: 9 vs. McNeese State, 12/20/1997
Fumbles Lost: 4 vs. Samford, 12/14/1991
Fumbles Recovered: 4, three times
Interceptions: 6 vs. Samford, 12/14/1991
Sacks: 7 vs. Marshall, 12/21/1991
Tackles for Loss: 9 vs. Marshall, 12/21/91; Eastern Washington, 12/13/97
Drive (Plays/Yards/Time): 16 vs. Furman, 12/2/1989; 94 vs. Eastern Washington, 12/13/1997; 8:10 vs. Montana, 12/10/1994
Penalties: 9-79 vs. Marshall, 12/21/1991; 8-104 vs. Alcorn State, 11/25/1994

Defense

Fewest Yards Rushing: 36 by Alcorn State, 11/25/1994
Fewest Rushes: 15 by Alcorn State, 11/25/1994; Montana, 12/10/1994
Fewest Yards Passing: 0 by Wofford, 12/10/2016
Fewest Pass Completions: 0 by Wofford, 12/10/2016
Fewest Yards Total Offense: 144 by Samford, 12/14/1991
Fewest Total Plays: 46 by North Carolina A&T, 12/4/1999

Lows

Points: 3 vs. Richmond, 11/25/2000
Rushing Yards: 21 vs. James Madison, 1/7/2017
Rushing Attempts: 31 vs. James Madison, 1/7/2017
Passing Yards: 14 vs. Nevada, 12/7/1991
Completions: 2 vs. Nevada, 12/7/1991; Samford, 12/14/1991
Passing Attempts: 3 vs. Nevada, 12/7/1991
Total Offensive Yards: 189 vs. Richmond, 11/25/2000
Total Plays: 55 vs. Richmond, 11/25/2000
Time of Possession: 25:17 vs. Northern Iowa, 11/28/1987

FCS Playoffs Individual Game Records

Rushing

Attempts: 46, Tamron Smith vs. Samford, 12/14/1991
Yards: 246, Tamron Smith vs. Samford, 12/14/1991
Longest Run: 70, Adrian Brown vs. Eastern Washington, 12/13/1997
Longest Touchdown Run: 55, Shawn Patton vs. Boise State, 12/17/1994
Touchdowns: 3, Tamron Smith vs. Marshall, 12/19/1992; Shawn Patton vs. Alcorn State, 11/25/1994; Tevin McCaster at Eastern Washington, 12/17/2016

Passing

Attempts: 47, Hunter Wells vs. James Madison, 1/7/2017
Completions: 28, Hunter Wells vs. James Madison, 1/7/2017
Interceptions Thrown: 2, Nick Cochran vs. Marshall, 12/19/1992; Mark Brungard vs. Boise State, 12/17/1994; Jeff Ryan vs. Richmond, 11/25/2000
Yards: 314, Tom Zetts vs. James Madison, 11/25/2006
Touchdowns: 3, Mark Brungard vs. Alcorn State, 11/25/1994; 3, Jeff Ryan vs. Florida A&M, 12/11/1999; Hunter Wells vs. Wofford, 12/10/2016
Longest Completion: 85, Hunter Wells to Darien Townsend; 12/3/2016
Longest TD Pass: 82, Jeff Ryan to Elliott Giles vs. Montana, 11/27/1999

Receiving

Receptions: 11, T.J. Peterson vs. James Madison, 11/25/2006
Longest TD Reception: 82, Jeff Ryan to Elliott Giles vs. Montana, 11/27/1999
Yards: 214, Elliott Giles vs. Montana, 11/27/1999
Touchdowns: 2, Lorenzo Davis vs. Northern Iowa, 11/28/1987; Trent Boykin vs. UCF, 11/27/1993; John Quintana vs. Georgia Southern, 12/4/1993; Don Zwisler vs. Alcorn State, 11/25/1994

Scoring

Touchdowns: 3, Tamron Smith vs. Marshall, 12/19/1992; Shawn Patton vs. Alcorn State, 11/25/1994; Tevin McCaster at Eastern Washington, 12/17/2016
Points: 18, Tamron Smith vs. Marshall, 12/19/1992; Shawn Patton vs. Alcorn State, 11/25/1994; Tevin McCaster at Eastern Washington, 12/17/2016
PAT Attempts: 9, Paul Massaro vs. Alcorn State, 11/25/1994
PATs Made: 9, Paul Massaro vs. Alcorn State, 11/25/1994
FG Made: 4, Jeff Wilkins vs. Northern Iowa, 12/12/1992
4, Zak Kennedy at Jacksonville State, 12/3/2016
FG Attempts: 5, Zak Kennedy at Jacksonville State, 12/3/2016

Total Offense

Yards: 369, Jeff Ryan vs. Montana, 11/27/1999
Plays: 46, Trenton Lykes vs. Northern Iowa, 11/28/1987; Tamron Smith vs. Samford, 12/14/1991

Miscellaneous

Longest Field Goal: 54, Jeff Wilkins vs. Northern Iowa, 12/12/1992
Longest Kickoff Return: 88, Malcolm Everette vs. Nevada, 12/7/1991
Longest Punt Return: 71, Dave Roberts vs. Northern Iowa, 12/12/1992
Interceptions: 3, Randy Smith vs. Samford, 12/14/1991
Tackles: 18, Leon Jones vs. Eastern Kentucky, 12/3/1994
Longest Interception Return: 94, Leon Jones vs. Alcorn State, 11/25/1994
Longest Fumble Return: 73, Mike Stanec vs. Eastern Washington, 12/13/1997
Punts: 9, John Stefancin vs. McNeese State, 12/20/1997
Longest Punt: 74, Mark Schuler vs. Samford, 11/26/2016
Sacks: 3, Malcolm Everette vs. Northern Iowa, 12/12/1992; 3, Harry Deligianis vs. McNeese State, 12/20/1997

Opponent Highs

Points: 59, Georgia Southern, 12/18/1999
Rushing Yards: 639, Georgia Southern, 12/18/1999
Rushing Attempts: 61, Georgia Southern, 12/18/1999
Passing Yards: 514, Alcorn State, 11/25/1994
Completions: 52, Alcorn State, 11/25/1994
Passing Attempts: 82, Alcorn State, 11/25/1994
Total Offensive Yards: 656, Georgia Southern, 12/18/1999
Time of Possession: 34:43, Northern Iowa, 11/28/1987



TOP PLAYOFF PERFORMANCES



Longest Scoring Plays

| | |
|--|----|
| 1. Randy Smith fumble return vs. Alcorn State, 11/25/1994 | 95 |
| 2. Leon Jones interception return vs. Alcorn State, 11/25/1994 | 94 |
| 3. Elliott Giles pass from Jeff Ryan vs. Montana, 11/27/1999 | 82 |
| 4. Mike Stanec fumble return at Eastern Washington, 12/13/1997 | 73 |
| 5. Dave Roberts punt return at Northern Iowa, 12/12/1992 | 71 |
| 6. Trent Boykin pass from Mark Brungard vs. UCF, 11/27/1993 | 67 |
| 7. Jody Webb run vs. Samford, 11/26/2016 | 62 |
| 8. David Burch interception return vs. UCF, 11/27/1993 | 57 |
| 9. Shawn Patton run vs. Boise State 12/17/1994 | 55 |
| 10. Darnell Clark run vs. Marshall, 12/18/1993 | 50 |

Longest Field Goal

| | |
|---|----|
| 1. Jeff Wilkins vs. Northern Iowa, 12/12/1992 | 54 |
| 2. Jeff Wilkins vs. Nevada, 12/7/1991 | 49 |
| 3. Zak Kennedy at Jacksonville State, 12/3/2016 | 46 |
| 3. Zak Kennedy at Jacksonville State, 12/3/2016 | 46 |
| 5. Robert Fozkos vs. Furman, 12/2/1989 | 43 |
| 6. Mark Griffith vs. Florida A&M, 12/11/1999 | 42 |
| 6. Zak Kennedy at Eastern Washington, 12/17/2016 | 42 |
| 8. Robert Fozkos vs. Furman, 12/2/1989 | 41 |
| 8. Jeff Wilkins vs. Central Florida, 11/24/1990 | 41 |
| 8. Mark Griffith vs. Eastern Washington, 12/13/1997 | 41 |

Rushing Yards

| | |
|---|-----|
| 1. Tamron Smith vs. Samford, 12/14/1991 | 246 |
| 2. Jody Webb vs. Wofford, 12/10/2016 | 213 |
| 3. Adrian Brown vs. Florida A&M, 12/11/1999 | 188 |
| 4. Adrian Brown vs. Eastern Washington, 12/13/1997 | 187 |
| 5. Jody Webb vs. Samford, 11/26/2016 | 174 |
| 6. Tamron Smith vs. The Citadel, 12/5/1992 | 171 |
| 7. Adrian Brown vs. Georgia Southern, 12/18/1999 | 160 |
| 8. Shawn Patton vs. Alcorn State, 11/25/1994 | 158 |
| 9. Tevin McCaster at Eastern Washington, 12/17/2016 | 154 |
| 10. Shawn Patton vs. Montana, 12/10/1994 | 142 |

Passing Yards

| | |
|---|-----|
| 1. Tom Zetts vs. James Madison, 11/25/2006 | 314 |
| 2. Hunter Wells at Jacksonville State, 12/3/2016 | 290 |
| 3. Jeff Ryan vs. Montana, 11/27/1999 | 281 |
| 4. Hunter Wells vs. James Madison, 1/7/2017 | 271 |
| 5. Nick Cochran vs. Marshall, 12/19/1992 | 256 |
| 6. Jeff Ryan vs. North Carolina A&T, 12/4/1999 | 245 |
| 7. Hunter Wells at Eastern Washington, 12/17/2016 | 244 |
| 8. Mark Brungard vs. Eastern Kentucky, 12/3/1994 | 242 |
| 9. Trenton Lykes vs. Northern Iowa, 11/28/1987 | 230 |
| 10. Ray Isaac vs. Furman, 12/2/1989 | 225 |

Receiving Yards (Receptions)

| | |
|---|-----|
| 1. Elliott Giles vs. Montana (6), 11/27/1999 | 214 |
| 2. Damoun Patterson at Jacksonville State (3) | 158 |
| 3. T.J. Peterson vs. James Madison (11), 11/25/2006 | 144 |
| 4. Herb Williams vs. Marshall (5), 12/19/1992 | 104 |
| 5. Herb Williams vs. Villanova (5), 11/28/1992 | 103 |
| 6. Lorenzo Davis vs. Furman (4), 12/2/1989 | 100 |
| 7. Lorenzo Davis vs. Northern Iowa (7), 11/28/1987 | 97 |
| 8. Elliott Giles vs. North Carolina A&T (4), 12/4/1999 | 97 |
| 9. Darien Townsend at Jacksonville State (3), 12/3/2016 | 93 |
| 10. Don Zwislser vs. Boise State (3), 12/17/1994 | 91 |

Longest Pass Receptions

| | |
|---|----|
| 1. Elliott Giles at Montana, 11/27/1999 | 82 |
| 2. Don Zwislser vs. Boise State, 12/17/1994 | 68 |
| 3. Trent Boykin vs. Central Florida, 11/27/1993 | 67 |
| 4. Herb Williams vs. Villanova, 11/28/1992 | 59 |
| 5. Sean Guerriero at Richmond, 11/25/2000 | 58 |
| 6. Lorenzo Davis vs. Furman, 12/2/1989 | 56 |
| 7. Trent Boykin vs. Marshall, 12/21/1991 | 56 |
| 8. Trent Boykin vs. Montana, 12/10/1994 | 52 |
| 9. Shawn Patton vs. Eastern Kentucky, 12/3/1994 | 46 |
| 10. Elliott Giles vs. Florida A&M, 12/11/1999 | 46 |

Longest Rushes

| | |
|--|----|
| 1. Adrian Brown at Eastern Washington, 12/13/1997 | 70 |
| 2. Shawn Patton vs. Alcorn State, 11/25/1994 | 66 |
| 3. Jody Webb vs. Samford, 11/26/2016 | 62 |
| 4. Shawn Patton vs. Boise State, 12/17/1994 | 55 |
| 5. Jody Webb at Jacksonville State, 12/3/2016 | 50 |
| 5. Darnell Clark vs. Marshall, 12/18/1993 | 50 |
| 7. Tamron Smith vs. Samford, 12/14/1991 | 46 |
| 8. Archie Herring vs. Eastern Kentucky, 11/25/1989 | 42 |
| 9. Mark Brungard vs. Boise State, 12/17/1994 | 38 |
| 10. Adrian Brown vs. Georgia Southern, 12/18/1999 | 36 |
| 10. Tamron Smith vs. Nevada, 12/7/1991 | 36 |

Interception Returns for Touchdowns

| | |
|--|----|
| 1. Leon Jones vs. Alcorn State, 11/25/1994 | 94 |
| 2. David Burch vs. Central Florida, 11/27/1993 | 57 |

Interception Return for TD Against

| | |
|-------------------------------------|----|
| 1. Jason Hill, Richmond, 11/25/2000 | 44 |
|-------------------------------------|----|

Punt Return for TD

| | |
|---|----|
| 1. Dave Roberts vs. Northern Iowa, 12/12/1992 | 71 |
|---|----|

Punt Returns for TD Against

| | |
|---|----|
| 1. Maurice Perigo, Eastern Washington, 12/13/1997 | 83 |
| 2. Antonio Williams, Georgia Southern, 12/18/1999 | 72 |

Fumble Returns for TD

| | |
|---|----|
| 1. Randy Smith vs. Alcorn State, 11/25/1994 | 95 |
| 2. Mike Stanec vs. Eastern Washington, 12/13/1997 | 73 |
| 3. Leon Jones vs. Idaho, 12/11/1993 | 42 |
| 4. Jauron Dailey vs. Villanova, 12/6/1997 | 9 |
| 5. Chris Vecchione vs. Samford, 12/14/1991 | 6 |
| 6. Andre Mason vs. Georgia Southern, 12/4/1993 | 0 |

Blocked Punt Return for TD

| | |
|---|----|
| 1. Willis Marshall vs. Villanova, 12/6/1997 | 10 |
|---|----|

Blocked Punt Returned for TD Against

| | |
|-------------------------------------|----|
| 1. Brad Stephens, Furman, 12/2/1989 | 27 |
|-------------------------------------|----|

Kickoff Returned for TD Against

| | |
|---|----|
| 1. Scott McGee, James Madison, 11/25/2006 | 99 |
|---|----|



CAREER PLAYOFF RECORDS



Points Scored

- 1. Tamron Smith (1990-93) 90
- 2. Jeff Wilkins (1990-93) 86
- 3. Adrian Brown (1996-99) 56
- 3. Mark Griffith (1996-99) 56
- 5. Darnell Clark (1990-93) 42

Touchdowns

- 1. Tamron Smith (1990-93) 16
- 2. Adrian Brown (1996-99) 9
- 3. Darnell Clark (1990-93) 7
- 4. Shawn Patton (1991, 1994) 6
- 4. Don Zwisler (1991-94) 6

Field Goals

- 1. Jeff Wilkins (1990-93) 16
- 2. Mark Griffith (1996-99) 11
- 3. Zak Kennedy (2016) 8
- 5. Brian Palmer (2005-08) 3
- 5. Robert Fozkos (1988-89) 3

Extra Points Made

- 1. Jeff Wilkins (1990-93) 39
- 2. Mark Griffith (1996-99) 23
- 3. Paul Massaro (1994-95) 18
- 4. Zak Kennedy (2016) 16
- 5. Brian Palmer (2005-08) 10

Receptions

- 1. Trent Boykin (1991-94) 26
- 1. Don Zwisler (1991-94) 26
- 3. Alvin Bailey (2016) 25
- 3. Herb Williams (1989-92) 25
- 5. T.J. Peterson (2006) 20

Games With a Reception

- 1. Trent Boykin (1991-94) 11
- 1. Don Zwisler (1991-94) 11
- 3. Renauld Ray (1996-99) 7
- 3. Herb Williams (1989-92) 7
- 5. Darnell Bracy (1993-95) 5
- 5. Ron Strollo (1988-91) 5
- 5. Alvin Bailey (2016) 5

Receiving Yards

- 1. Don Zwisler (1991-94) 488
- 2. Herb Williams (1989-92) 476
- 3. Trent Boykin (1991-94) 442
- 4. Elliott Giles (1998-99) 403
- 5. Renauld Ray (1996-99) 339

Rushing Yards

- 1. Tamron Smith (1990-93) 1,345
- 2. Adrian Brown (1996-99) 787
- 3. Jody Webb (2016) 669

Attendance

- Largest Home Crowd:** 17,846 vs. Florida A&M, 12/11/1999
- Smallest Home Crowd:** 5,322 vs. Samford, 11/26/2016
- Largest Away Crowd:** 31,304 at Marshall, 12/19/1992
- Smallest Away Crowd:** 3,887 at Northern Iowa, 11/28/1987

- 4. Darnell Clark (1990-93) 545
- 5. Shawn Patton (1990, 1994) 543

Rushing Attempts

- 1. Tamron Smith (1990-93) 304
- 2. Adrian Brown (1996-99) 150
- 3. Darnell Clark (1990-93) 121
- 4. Jody Webb (2016) 118
- 5. Shawn Patton (1990, 1994) 103

Rushing Touchdowns

- 1. Tamron Smith (1990-93) 15
- 2. Adrian Brown (1996-99) 8
- 3. Darnell Clark (1990-93) 7
- 4. Tevin McCaster (2016) 5
- 5. Jody Webb (2016) 4
- 5. Marcus Mason (2006) 4
- 5. Mark Brungard (1992-95) 4
- 5. Shawn Patton (1991, 1994) 4
- 5. Ray Isaac (1988-91) 4

Passing Yards

- 1. Mark Brungard (1992-95) 1,147
- 2. Hunter Wells (2016) 1,120
- 3. Jeff Ryan (1998-2001) 904
- 4. Ray Isaac (1988-91) 903
- 5. Nick Cochran (1990-92) 663

Passing Attempts

- 1. Mark Brungard (1992-95) 134
- 2. Hunter Wells (2016) 123
- 3. Ray Isaac (1988-91) 100
- 4. Tom Zetts (2006) 88
- 5. Nick Cochran (1990-92) 87

Pass Completions

- 1. Mark Brungard (1992-95) 78
- 2. Hunter Wells (2016) 77
- 3. Ray Isaac (1988-91) 59
- 4. Jeff Ryan (1998-2001) 50
- 5. Tom Zetts (2006) 48

Touchdown Passes

- 1. Mark Brungard (1992-95) 13
- 2. Hunter Wells (2016) 8
- 3. Jeff Ryan (1998-2001) 6
- 4. Tom Zetts (2006) 4
- 5. Demond Tidwell (1994-97) 3
- 5. Ray Isaac (1988-1991) 3

Interceptions

- 1. Randy Smith (1991-94) 6
- 1. Leon Jones (1991-94) 6
- 3. Lester Weaver (1991-94) 3
- 3. Dave Roberts (1988-91) 3

All-Time Playoff Results

| | | |
|------------|-----------------------|----------|
| 11/26/2016 | Samford | W, 38-24 |
| 12/3/2016 | at Jacksonville State | W, 40-24 |
| 12/10/2016 | Wofford | W, 30-23 |
| 12/17/2016 | at Eastern Washington | W, 40-38 |
| 1/7/2017 | vs. James Madison | L, 14-28 |

| | | |
|------------|----------------------|----------|
| 11/25/2006 | James Madison | W, 35-31 |
| 12/2/2006 | Illinois State | W, 28-21 |
| 12/9/2006 | at Appalachian State | L, 24-49 |

| | | |
|------------|-------------|---------|
| 11/25/2000 | at Richmond | L, 3-10 |
|------------|-------------|---------|

| | | |
|------------|----------------------|----------|
| 11/27/1999 | at Montana | W, 30-27 |
| 12/4/1999 | North Carolina A&T | W, 41-3 |
| 12/11/1999 | Florida A&M | W, 27-24 |
| 12/18/1999 | vs. Georgia Southern | L, 24-59 |

| | | |
|------------|-----------------------|----------|
| 11/29/1997 | Hampton | W, 28-13 |
| 12/6/1997 | at Villanova | W, 37-34 |
| 12/13/1997 | at Eastern Washington | W, 25-14 |
| 12/20/1997 | vs. McNeese State | W, 10-9 |

| | | |
|------------|------------------|----------|
| 11/25/1994 | Alcorn State | W, 63-20 |
| 12/3/1994 | Eastern Kentucky | W, 18-15 |
| 12/10/1994 | Montana | W, 28-9 |
| 12/17/1994 | vs. Boise State | W, 28-14 |

| | | |
|------------|------------------|----------|
| 11/27/1993 | Central Florida | W, 56-30 |
| 12/4/1993 | Georgia Southern | W, 34-14 |
| 12/11/1993 | Idaho | W, 35-16 |
| 12/18/1993 | at Marshall | W, 17-5 |

| | | |
|------------|----------------|----------|
| 11/28/1992 | Villanova | W, 23-20 |
| 12/5/1992 | at The Citadel | W, 42-17 |
| 12/12/1992 | at UNI | W, 19-7 |
| 12/19/1992 | at Marshall | L, 28-31 |

| | | |
|------------|----------------|----------|
| 11/30/1991 | Villanova | W, 17-16 |
| 12/7/1991 | at Nevada-Reno | W, 30-28 |
| 12/14/1991 | Samford | W, 10-0 |
| 12/21/1991 | vs. Marshall | W, 25-17 |

| | | |
|------------|-----------------|----------|
| 11/24/1990 | Central Florida | L, 17-20 |
|------------|-----------------|----------|

| | | |
|------------|---------------------|----------|
| 11/25/1989 | at Eastern Kentucky | W, 28-24 |
| 12/2/1989 | at Furman | L, 23-42 |

| | | |
|------------|--------|----------|
| 11/28/1987 | at UNI | L, 28-31 |
|------------|--------|----------|

Games Decided By...

| | |
|-----------------------|------|
| Three-or-fewer points | 8-3 |
| Seven-or-fewer points | 13-4 |
| 10-plus points | 15-4 |

Margin of Victory

43 | 63-20 over Alcorn State, 1994

Margin of Defeat

35 | 59-24 to Georgia Southern, 1999

Games Decided By...

| | |
|-----------------------|------|
| Three-or-fewer points | 8-3 |
| Seven-or-fewer points | 13-4 |
| 10-plus points | 15-4 |

Margin of Victory

43 | 63-20 over Alcorn State, 1994

Margin of Defeat

35 | 59-24 to Georgia Southern, 1999



DIVISION I TRANSFERS



FORMER FBS PLAYERS TO ATTEND YOUNGSTOWN STATE SINCE 1995

Since 1995 the NCAA has allowed transfers to a lower division without sitting out a season. Here is a list of Penguins who have taken advantage of that rule to play for YSU.

| Player | Pos. | Years | Previous | Hometown |
|----------------------|-------|---------------|------------------|------------------------|
| Montgomery VanGorder | QB | 2018 | Notre Dame | Buford, Ga. |
| Charles Reeves | TE | 2018 | Pittsburgh | Stuebenville, Ohio |
| Kierre Hawkins | TE | 2018 | Ohio State | Maple Heights, Ohio |
| Justus Reed | DE | 2017-Present | Florida | Tampa, Fla. |
| Chris Durkin | TE | 2017-Present | West Virginia | Youngstown, Ohio |
| Jamie Herr | OL | 2017 | Marshall | Elkton, Md. |
| Alvin Bailey | WR | 2016-17 | Florida | Seffner, Fla. |
| Jonathan Pollock | LB | 2016-17 | Rutgers | Orlando, Fla. |
| Soloman Warfield | CB | 2015-17 | Iowa | Lorain, Ohio |
| Jalyn Powell | FS | 2015-17 | Michigan State | Warren, Ohio |
| LeRoy Alexander | SS | 2015-16 | Nebraska | Toledo, Ohio |
| Avery Moss | DE | 2015-16 | Nebraska | Phoenix, Ariz. |
| Laron Taylor | LB | 2014 | Iowa | Detroit, Mich. |
| Jimmie Kitchen | DT | 2014 | Georgia Tech | Lithonia, Ga. |
| Cameron Fraser | OL | 2014-17 | Louisville | Phenix City, Ala. |
| Nate Dortch | CB | 2014-16 | Miami (Fla.) | Fort Myers, Fla. |
| Kenneth Durden | CB | 2014-15 | USF | Valdosta, Ga. |
| Jody Webb | TB | 2013-16 | Toledo | Toledo, Ohio |
| Kyle Bryant | OT | 2012-13 | Bowling Green | Detroit, Mich. |
| Ricardo Dixon | CB | 2012 | South Florida | Miami, Fla. |
| Travis Williams | LB | 2011-14 | Miami (Fla.) | Norfolk, Va. |
| Devont'a Davis | CB | 2011 | Miami (Fla.) | Gainesville, Fla. |
| Adam Charles | QB | 2011 | Akron | Girard, Ohio |
| Quentin Jones | DT | 2011 | UTEP | Columbus, Ohio |
| Andrew Johnson | DT | 2010-11 | Bowling Green | Detroit, Mich. |
| Juilian Harrell | WR | 2010-11 | Miami (Ohio) | Harrisburg, Pa. |
| Grant Mayes | CB | 2010 | Syracuse | Roselle, N.J. |
| Marc Stevens | OL | 2010 | Bowling Green | Madison, Ohio |
| Najee Tyler | QB | 2010 | Purdue | Brooklyn, N.Y. |
| Andrew Radakovich | OT | 2009-12 | Penn State | Stuebenville, Ohio |
| Eric Rodemoyer | OL | 2008-10 | West Virginia | Sharon, Pa. |
| James Cravens | RB | 2009 | Ball State | Centerville, Ohio |
| Sir Demarco Bledsoe | SS | 2009 | TCU | Piedmont, Okla. |
| Brandon Summers | QB | 2008-09 | Toledo | Detroit, Mich. |
| Dana Brown | TB | 2008-09 | Iowa | Clairton, Pa. |
| De'Angelo Wilson | CB/PR | 2007-08 | Nevada | Sacramento, Calif. |
| Brian Mellott | DL/OL | 2006-09 | Ohio | Austintown, Ohio |
| Nhemie Theodore | DL/OL | 2006-08 | Minnesota | Irvington, N.J. |
| Louis Irizarry | TE | 2006-07 | Ohio State | Campbell, Ohio |
| Miles Williams | WR | 2006 | Michigan State | Warren, Ohio |
| Mike Schnedier | QB | 2006 | Duke | Sharon, Pa. |
| Greg Jacobs | DT | 2005-07 | Vanderbilt | Midlothian, Va. |
| Maurice Smith | DE | 2005-07 | Michigan State | Warren, Ohio |
| Bobby Lykes-Knight | DT | 2005-06, 2008 | Bowling Green | Cleveland, Ohio |
| Tyler Griffin | DB | 2005-06 | Eastern Michigan | Columbus, Ohio |
| Marcus Mason | TB | 2005-06 | Illinois | Potomac, Md. |
| Vince Gliatta | QB/SS | 2004-07 | Penn State | Canton, Ohio |
| Antaun Rose | FS | 2004-06 | West Virginia | Cleveland, Ohio |
| Monquantae Gibson | TB | 2004-06 | Kentucky | Louisville, Ky. |
| Regis Edgerson | FB | 2004-06 | South Carolina | Garfield Heights, Ohio |
| Jameson Evans | WR | 2004-05 | Purdue | Shaker Heights, Ohio |
| Jason Eisele | DT | 2004 | Purdue | Avon Lake, Ohio |
| Steve Reynolds | CB | 2003-04 | Cincinnati | Akron, Ohio |
| Ron John-Finn | DT | 2003-04 | South Carolina | Apopka, Fla. |
| Luis Gonzalez | QB | 2002-03 | Cincinnati | Miami, Fla. |
| Keland Logan | DL/FB | 2002-03 | Ohio | Youngstown, Ohio |
| Jacob Koch | LB | 2002 | Kentucky | Lexington, Ky. |
| Tim Frost | DT | 2002 | West Virginia | Youngstown, Ohio |
| Pat Reece | CB | 2001-02 | Akron | Marion, Ohio |
| Lou Angelo | QB | 2001 | Temple | Leetonia, Ohio |
| P.J. Mays | TB | 2000-02 | Cincinnati | Youngstown, Ohio |
| Eric Lockhart | TB | 2000 | Louisville | Stoneham, Mass. |
| Demetrius Rich | CB | 2000 | Pittsburgh | Pulaski, Pa. |
| Kosta Karapetsas | P | 1999-2002 | Pittsburgh | Warren, Ohio |
| Andy DeNiro | OL | 1999-2002 | Army | Youngstown, Ohio |
| Steve Rovnak | OL | 1998-2000 | Bowling Green | Boardman, Ohio |
| Demetrius Harris | RB | 1997-99 | Pittsburgh | Brunswick, Ohio |
| Frank Rutherford | OL | 1997-99 | Temple | Brownsville, Pa. |
| Denver Williams | WR | 1997-2000 | Kentucky | Cadiz, Ohio |
| Larry Tyger | DB | 1996 | Syracuse | Buffalo, N.Y. |
| Khary Williams | DB | 1995-96 | Hawaii | Los Angeles, Calif. |
| Nolan Moore | RB | 1995 | Central Michigan | Grand Rapids, Mich. |



CALIFORNIA JUCO TRANSFERS



CALIFORNIA JUNIOR COLLEGE PLAYERS TO ATTEND YOUNGSTOWN STATE

Junior College players from the state of California have been a key part of the Youngstown State football program since the late 1980's. Here is a list YSU's all-time California Junior College players.

| Player | Pos. | Years | College | Hometown |
|-------------------|------|------------|-----------------------|--------------------------|
| Kendric Mallory | WR | 2018 | Ventura | Dayton, Ohio |
| Will Latham | CB | 2017 | El Camino | Compton, Calif. |
| Tommy McCraw | DT | 2017 | Mt. San Jacinto | Murrieta, Calif. |
| Deshon Taylor | S | 2017 | Fullerton | Shelville, Ga. |
| Billy Nicoe Hurst | FS | 2016-17 | Contra Costa | Sán Pablo, Calif. |
| Steffan Derrick | WR | 2016-17 | Orange Coast | Long Beach, Calif. |
| Joey Cejudo | PK | 2013-14 | Mt. San Antonio | Chino Hills, Calif. |
| Desmond Williams | DE | 2013-14 | Compton | Compton, Calif. |
| Vince Coleman | DE | 2013 | Orange Coast | Seal Beach, Calif. |
| Julius Childs | CB | 2012-14 | Compton | Los Angeles, Calif. |
| Dale Peterman | CB | 2012-13 | CC of San Francisco | Youngstown, Ohio |
| Twin Fernandes | CB | 2012 | Lynwood | Buena Park, Calif. |
| Jeremy Edwards | SS | 2011-12 | Compton | Los Angeles, Calif. |
| David Brown | PK | 2011-12 | Ventura | Ojai, Calif. |
| Luis Quinones | DE | 2011-12 | West LA College | Los Angeles, Calif. |
| Daniel Stewart | DE | 2010-11 | El Camino | Long Beach, Calif. |
| Deionte Williams | FS | 2010, 2012 | West Hills | Miami, Fla. |
| Draye Ersery | LB | 2008-09 | College of the Desert | Colorado Springs, Calif. |
| Crispin Fernandez | DT | 2008-09 | Bakersfield | Porterville, Calif. |
| Kevin Smith | TB | 2007, 2009 | Grossmont | San Diego, Calif. |
| Everett Barney | CB | 2007 | CC of San Francisco | St. Petersburg, Fla. |
| Myles Banford | DE | 2006-07 | Santa Ana | Anaheim, Calif. |
| Rashod Cotton | LB | 2006-07 | Chabot | Hayward, Calif. |
| Ray Taumalolo | DT | 2005 | Sequoias | Honolulu, Hawaii |
| Matt Porter | DT | 2003-04 | American River | Yuba City, Calif. |
| Coby Hayslett | DT | 2003 | Pasadena City | Memphis, Tenn. |
| Sherod Holmes | CB | 2002-03 | Butte | Stockton, Calif. |
| Will Sanders | OL | 2002-03 | West Hills | Weaver, Ala. |
| Scott Thiessen | SS | 2002-03 | Modesto | Modesto, Calif. |
| Ryan Smith | OL | 2000-01 | Fullerton | Cypress, Calif. |
| Eugene Mintze | WR | 2000-01 | West Hills | Miami, Fla. |
| Antulio Aroche | SS | 2000-01 | Santa Monica | Los Angeles, Calif. |
| Dave Hong | OL | 2000 | Fullerton | Anaheim, Calif. |
| Bryan Hawthorne | DE | 1999-2000 | Chaffey | Pasadena, Calif. |
| Montrial Thomas | DT | 1999-2000 | West Hills | Miami, Fla. |
| Corey Ransom | RB | 1999 | Grossmont | El Cajon, Calif. |
| Ian Dominelli | LB | 1998-99 | Saddleback | Santa Barbara, Calif. |
| Jake Anderson | DB | 1997 | Saddleback | Mission Viejo, Calif. |
| Jeff Fackrell | OL | 1996-97 | Saddleback | Lake Forest, Calif. |
| Troy Tuck | LB | 1996-97 | Los Angeles Valley | Cincinnati, Ohio |
| David Eastham | WR | 1996 | Los Angeles Valley | Canyon Country, Calif. |
| Andre Mason | DB | 1992-93 | Fresno City | Youngstown, Ohio |
| Mike Simonsic | C | 1990 | Taft | Los Alamos, N.M. |
| Kirk Steenburgen | C | 1988 | Fullerton | Whitter, Calif. |
| Earl Jones | WR | 1987-88 | Saddleback | Santa Ana, Calif. |



Crispin Fernandez was a two-year starter for the Penguins from 2008-09.



TB Kevin Smith was YSU's leading rusher in 2007 and 2009.



FOOTBALL STUDENT-ATHLETES FROM FLORIDA TO ATTEND YSU SINCE 1980

| Player | Years | Hometown | High School |
|-------------------------|---------------------|-----------------------|----------------------|
| Chris Adams | 1985-88 | Miami | American |
| Erik Anderson | 1989-90 | Tallahassee | |
| Mike Andrews | 2002-05 | Oldsmar | East Lake |
| Alex Baader | 1994 | Coral Springs | St. Thomas Aquinas |
| Alvin Bailey | 2016-17 | Seffner | Armwood |
| Ian Banks-Tillman | 2013-14 | Winter Park | Winter Park |
| Everett Barney | 2007-08 | St. Petersburg | Catholic |
| Adaris Bellamy | 2010-13 | Dunedin | Dunedin |
| Jelani Berassa | 2009-14 | Miami | Killian |
| Peter Berthold | 2003-04 | Cooper City | Cooper City |
| Kenny Bishop | 2013-16 | Fort Myers | South Ft. Myers |
| Jamarius Boatwright | 2010-13 | Largo | Largo |
| Eric Brown | 1996-98 | Lauderhill | Nova |
| Jerald Burley | 2000-02 | Fort Lauderdale | Douglas |
| Robert Byrd | 2014-17 | Fort Myers | Dunbar |
| Kevon Caffey | 2012-14 | Miami | Booker T. Washington |
| Chris Charles | 2012 | Pompano Beach | Coral Springs |
| Ali Cheaib | 2010-13 | Dunedin | Dunedin |
| Metellus Chipman | 1991-94 | Miami | Jackson |
| Jauron Dailey | 1996-97 | Miami | Norland |
| Peter Davila | 1995-97 | Miami | American |
| Devont'a Davis | 2011 | Gainesville | Gainesville |
| Lorenzo Davis | 1986-89 | Fort Lauderdale | Dillard |
| Ricardo Dixon | 2012 | Miami | Hallandale |
| Shane Dixon | 2014-15 | Bradenton | IMG Academy |
| Nate Dortch | 2014-16 | Fort Myers | South Ft. Myers |
| Ely Ducatel | 2007-11 | Naples | Lely |
| Malcolm Everette | 1990-92 | Lakeland | Kathleen |
| Wayne Favors | 1997 | Miami | American |
| Elliott Fedd | 1984-87 | Hollywood | Hollywood Hills |
| Halley Ferrell | 2005 | DeLand | DeLand |
| Jose Galloza | 2004-05 | Hollywood | Hollywood Christian |
| Elliott Giles | 1998-99 | Miami | Killian |
| Luis Gonzalez | 2002-03 | Miami | Coral Park |
| Brandon Green | 2010-11 | Tampa | Catholic |
| LeVar Greene | 1998-2001 | Miami | American |
| Devon Hall | 1985-88 | Fort Lauderdale | Dillard |
| Blake Halverson | 2003-07 | Palm Harbor | Keswick Christian |
| Rick Handy | 1986 | Miami | South Broward |
| Itavious Harvin | 2014-15 | Fort Myers | South Ft. Myers |
| Zach Hauschild | 2017-Present | Clearwater | Clearwater |
| Rod Henderson | 1984-87 | Miami | American |
| Bruce Hightower | 1997-2001 | Belle Glade | Glades Central |
| Jermaine Hopkins | 1992-95 | Miami | American |
| Greg Jackson | 2005 | Lakeland | Lakeland |
| Edmond Jacobs | 2014 | Winter Park | Winter Park |
| Phillip Jean-Baptiste | 1992-95 | Miami | Norland |
| Jerry Johnson | 1998-2001 | Hollywood | Hollywood Hills |
| Terry Johnson | 2012-13 | Pinellas Park | Countryside |
| Norris Kennedy | 2000-04 | Lake Wales | Lake Wales |
| Griffin Keys | 1981-84 | Clearmont | Clearmont |
| Chrispin Lee | 2014-Present | Pembroke Pines | Flanagan |
| Josh Lee | 2007-11 | Lutz | Freedom |
| Reggie Lee | 1991-94 | Miami | Jackson |
| Johnson Louigene | 2014-Present | Immokalee | Immokalee |
| Rod Love | 1984-87 | Miami | American |
| Ed Mackey | 1992 | N. Miami Beach | N. Miami Beach |
| Joe Marshall | 2008-09 | Clearwater | Clearwater |
| Damian Matthews | 1998-99 | Fort Lauderdale | Dillard |
| Guy Mazard | 1999-2002 | Miami | Carol City |
| Donald Mesier | 2015-17 | Homestead | South Dade |
| Eugene Mintze | 2000-02 | Miami | West Hills |
| Tyler Morton | 2002-06 | Palm Harbor | East Lake |
| Antonio Page | 1995-96 | Fort Lauderdale | St. Thomas Aquinas |
| Frank Page | 1994-97 | Fort Lauderdale | St. Thomas Aquinas |
| Damoun Patterson | 2016-17 | Apopka | Wekiva |
| Natavious Payne | 2018-Present | Doral | Doral Academy |

| Player | Years | Hometown | High School |
|-------------------------|---------------------|---------------------|-------------------------|
| T.J. Peterson | 2002-06 | Fort Lauderdale | St. Thomas Aquinas |
| Nathan Pittman | 2014-16 | Ovideo | Hagerty |
| Jonathan Pollack | 2016-17 | Orlando | Dr. Phillips |
| Durell Preston | 2003 | St. Augustine | St. Augustine |
| Jason Price | 1985-88 | Miami | Killian |
| Mark Raines | 1986 | Miami | American |
| Justin Reams | 2002-06 | Miami | Coral Reef |
| Justus Reed | 2017-Present | Clearwater | Central Catholic |
| Jarvis Richards | 2005-08 | Daytona Beach | Seabreeze |
| David Rivers | 2012-16 | Hialeah | American |
| Darrell Roberts | 1987-88 | Miami | Killian |
| Mike Roberts | 2000-04 | Plant City | Plant City |
| Martin Ruiz | 2013-16 | Tampa | Robinson |
| Reggie Scurry | 1993; 1995-97 | Jupiter | Jupiter |
| Jamal Smith | 2016-17 | Hialeah | American |
| Jameel Smith | 2012-16 | Miami | Norland |
| Samuel St. Surin | 2016-Present | Delray Beach | Atlantic |
| Jonathan Stewart | 2014 | Kissimmee | St. Cloud |
| Kawonza Swan | 1996-99 | Miami | Killian |
| Jerome Swinton | 2009 | Daytona Beach | Seabreeze |
| Josh Tanner | 2004-07 | Orlando | Edgewater |
| Deonta Tate | 2008-11 | Palmetto | Palmetto |
| David Thomas | 1986 | Fort Lauderdale | Northeast |
| Montrial Thomas | 1999-2000 | Miami | Northwestern |
| Eric Thompson | 2013-16 | Bradenton | Southeast |
| Robert L. Thompson | 1981-85 | Hollywood | Cooper City |
| Ian Trowers | 1985-89 | Miami | American |
| William Walker | 1992; 1995-96 | Miami | Central |
| Lasander Washington | 2015-17 | Tampa | Riverview |
| Lester Weaver | 1990-94 | Tampa | Hillsborough |
| B.J. Welch | 2013-14 | Orlando | Orangewood Christian |
| Michael Wheary | 2012-14 | Lakeland | Christian |
| Deionte Williams | 2010-12 | Miami | Northwestern |
| Dwayne Williams | 2014 | Mulberry | Mulberry |
| Dyrell Williams | 1986 | Tampa | Tampa |
| Larry Williams | 1999-2002 | Miami | American |
| Kevin Wilson | 2014 | Lakeland | Kathleen |
| Damian Wright | 2001-05 | Plantation | South Plantation |
| Jeremiah Wright | 2003-07 | Orlando | Edgewater |



LB Jeremiah Wright led the Penguins in tackles in 2004 and 2007.



STARTING LINEUPS



2017

Offense

- WR Damoun Patterson (11), Alvin Bailey (10), Stefan Derrick (4), Isiah Scott (2)
- LT Justin Spencer (11)
- LG Gavin Wiggins (11)
- C Vitas Hrynkiewicz (11)
- RG Jacob Zinni (5), Conner Sharp (4), Cole Newsome (2)
- RT Cameron Fraser (11)
- TB Tevin McCaster (11), Christian Turner (2)
- QB Nathan Mays (5), Hunter Wells (4), Ricky Davis (2)
- TE Kevin Rader (11), Shane Kuhn (3), Chris Durkin (1)

Defense (4-3)

- SS Jaylin Powell (11)
- FS Kyle Hegedus (10), Soloman Warfield (1)
- CB Bryce Gibson (11)
- CB Billy Nicoe Hurst (11)
- NB Avery Larkin (6), D.J. Smalls (2)
- LB Lee Wright (11), Cash Mitchell (3)
- LB Armand Dellovade (11)
- DE Johnson Louigene (11)
- DT Donald Mesier (11)
- NT Savon Smith (9), Lamont Ragland (2)
- DE Fazson Chapman (11)

2016

Offense

- WR Darien Townsend (14), Alvin Bailey (9), Stefan Derrick (7), Damoun Patterson (7), Isiah Scott (4), Jermiah Braswell (1)
- LT Justin Spencer (16)
- LG Gavin Wiggins (16)
- C Vitas Hrynkiewicz (16)
- RG Brock Eisenhuth (13), Cameron Fraser (3)
- RT Dylan Colucci (16)
- TB Jody Webb (11), Martin Ruiz (5)
- QB Hunter Wells (9), Ricky Davis (6), Trent Hosick (1)
- TE Kevin Rader (13), Shane Kuhn (8), Jacob Wood (1)

Defense (4-3)

- SS Jameel Smith (13), Jaylin Powell (4)
- FS LeRoy Alexander (14), Billy Nicoe Hurst (2)
- CB Kenny Bishop (16)
- CB David Rivers (9), Nate Dortch (7)
- NB Eric Thompson (8), D.J. Thomas (5), Avery Larkin (1)
- LB Jaylin Kelly (8), Jamar Pinnock (6), Lee Wright (3)
- LB Armand Dellovade (16)
- DE Avery Moss (15), Johnson Louigene (1)
- DT Cody Squirc (11), Donald Mesier (7)
- NT Savon Smith (12), Lamont Ragland (2)
- DE Derek Rivers (16)

2015

Offense

- WR Andrew Williams (11), Andre Stubbs (7), l'Tavious Harvin (7)
- LT Cameron Fraser (7), Trevor Strickland (3), Justin Spencer (1)
- LG Dylan Colucci (9), Gavin Wiggins (2)
- C Matt Bell (6), Charles Zaborsky (4),



CB Brandian Ross started every game in 2009 and 2010 and made 10 starts in 2008.

- RG Cole Newsome (1)
- Brock Eisenhuth (5), Matt Bell (4), Gavin Wiggins (2)
- RT Justin Spencer (10), Dylan Colucci (1)
- TB Martin Ruiz (8), Jody Webb (2), Demond Hymes (1)
- QB Hunter Wells (11)
- TE Jacob Wood (11), Shane Kuhn (6), Kevin Rader (2)

Defense (4-3)

- SS Jameel Smith (10), Tre' Moore (1)
- FS LeRoy Alexander (11)
- CB Kenneth Durden (11)
- CB David Rivers (6), Nate Dortch (5), Avery Larkin (1)
- NB Eric Thompson (8)
- LB Lee Wright (11)
- LB Armand Dellovade (9), Jaylin Kelly (1)
- LB Derek Rivers (2), Jamar Pinnock (1)
- DE Derek Rivers (8), Avery Moss (2), Eric Myers (1)
- DT Steve Zaborsky (11)
- NT Cody Squirc (7), Emmanuel Kromah (4)
- DE Terrell Williams (11)

2014

Offense

- WR Jelani Berassa (12), Andre Stubbs (10), Christian Bryan (8), Andrew Williams (8), l'Tavious Harvin (2)
- LT Trevor Strickland (12)
- LG Dylan Colucci (10), Cameron Fraser (2)
- C Stephen Page (11), Cole Newsome (1)
- RG Brock Eisenhuth (11), Cameron Fraser (1)
- RT Justin Spencer (12)
- TB Martin Ruiz (12), Jody Webb (1)
- QB Hunter Wells (7), Dante Nania (5)
- TE Nate Adams (7)

Defense (4-3)

- SS Donald D'Alesio (12)

- FS Tre' Moore (9), Jameel Smith (3)
- CB Julius Childs (12)
- CB Nate Dortch (9), Deion Hall (1), David Rivers (1), Eric Thompson (1)
- NB Eric Thompson (8)
- WILL Desmond Williams (2), Michael Palumbo (2)
- SAM Dubem Nwadiogbu (12)
- MIKE Jaylin Kelly (12)
- DE Derek Rivers (11), Desmond Williams (1)
- NT Octavius Brown (12)
- DT Emmanuel Kromah (12)
- DE Terrell Williams (11), Eric Myers (1)

2013

Offense

- WR Michael Wheary (5), Andrew Williams (6), Jacob Wood (1), Christian Bryan (11), Kintrell Disher (1), Andre Stubbs (7), Carson Sharbaugh (4), Demond Hymes (1), Jelani Berassa (1)
- LT Kyle Bryant (10), Trevor Strickland (2)
- LG Fred Herdman (12)
- C Chris Elkins (12)
- RG Brock Eisenhuth (9), Andrew Sinko (3)
- RT Andrew Sinko (9), Trevor Strickland (3)
- TB Adaris Bellamy (1), Torrian Pace (4), Martin Ruiz (7), Jody Webb (2)
- QB Kurt Hess (12)
- TE Nate Adams (9)

Defense (4-3)

- SS Donald D'Alesio (11), Tre' Moore (1)
- FS Jameel Smith (11), Tre' Moore (1)
- CB Julius Childs (10), Eric Thompson (1), DeVon McKoy (1)
- CB DeVon McKoy (3), Dale Peterman (9)
- WILL Dom Rich (4), Jamarious Boatwright (1), Kevon Caffey (6), Desmond Williams (1)
- SAM Travis Williams (8), Ali Cheaib (4)
- MIKE Teven Williams (11), Ali Cheaib (1)
- DE Kyle Sirl (12)
- NT Octavius Brown (1), D.J. Moss (3), Steve Zaborsky (8)
- DT Emmanuel Kromah (12)
- DE Terrell Williams (12)

2012

Offense

- WR Christian Bryan (11), Andrew Williams (6), Andre Stubbs (7), Kintrell Disher (5), Michael Wheary (2), Kevin Watts (1)
- LT Kyle Bryant (6), Andrew Radakovich (5)
- LG Lamar Mady (11)
- C Mark Pratt (10); Stephen Page (1)
- RG Chris Elkins (11)
- RT D.J. Main (11)
- TB Jamaine Cook (11)
- QB Kurt Hess (11)
- TE Will Shaw (11); Carson Sharbaugh (1)

Defense (4-3)

- SS Jeremy Edwards (9), Twin Fernandes (2)
- FS Donald D'Alesio (11)
- CB Julius Childs (11)
- CB Dale Peterman (11)
- DE Josh Fenderson (10), Luis Quinones (1)
- NT Nick DeKraker (8), D.J. Moss (2), Steve Zaborsky (1)
- DT Aronde Stanton (11)



STARTING LINEUPS



- DE Kyle Sirl (6), Luis Quinones (5)
- WILL Dom Rich (8), Jamarius Boatwright (2)
Deionte Williams (1)
- SAM Travis Williams (9), Dubem Nwadiogbu (2)
- MIKE Teven Williams (10), Ali Cheaib (1)

2011 Offense

- WR Christian Bryan (11), Jelani Berassa (10),
Kevin Watts (7), Andre Stubbs (2), Kintrell
Disher (2), Andre Barboza (1)
- LT Andrew Radakovich (11)
- LG Lamar Mady (11)
- C Mark Pratt (11)
- RG Chris Elkins (11)
- RT D.J. Main (10), Eric Franklin (1)
- TB Jamaine Cook (11), Adaris Bellamy (1)
- QB Kurt Hess (11)
- TE David Rogers (5), Will Shaw (4),
Carson Sharbaugh (1)

Defense (4-3)

- SS Jeremy Edwards (10), Scott Sentner (1)
- FS Josh Garner (6), Scott Sentner (4), Sir Aaron
Taylor (1)
- CB Jimmy May, Jr. (7), Donald D'Alesio (3),
Devont'a Davis (1)
- CB Josh Lee (7), Devont'a Davis (4)
- DE Daniel Stewart (11)
- NT Andrew Johnson (11)
- DT Aronde Stanton (11)
- DE Obinna Ekweremuba (8), Nick DeKraker (3)
- WILL Davion Rogers (10), Ali Cheaib (1)
- SAM Travis Williams (11)
- MIKE Teven Williams (8), John Sasson (3)

2010

Offense

- WR Dominique Barnes (11), Kevin Watts (8),
Ely Ducatel (8), Juilian Harrell (5),
Andre Barboza (1)
- LT Andrew Radakovich (11)
- LG Eric Rodemoyer (11)
- C Justin Rechichar (11)
- RG Bobby Coates (7), Chris Elkins (4)
- RT D.J. Main (7), Bobby Coates (4)
- TB Jamaine Cook (10), Adaris Bellamy (3)
- QB Kurt Hess (11)
- TE Carson Sharbaugh (6), Kyle Banna (2)

Defense (4-3)

- SS Will Shaw (8), Donald D'Alesio (1),
Nick Gooden (1), Grant Mayes (1)
- FS Donald D'Alesio (6), Andre Elliott (4),
Deionte Williams (1)
- LCB Brandian Ross (11)
- RCB Randy Louis (8), Jamarius Boatwright (3)
- DE Obinna Ekweremuba (5), Stephen Meadows
(4), Daniel Stewart (1)
- DT Torrance Nicholson (11)
- NT Andrew Johnson (8), Brad Miller (2),
D.J. Moss (1)
- DE Luke Matelan (11)
- WILL Deonta Tate (8), Dom Rich (3)
- SAM David Rach (11)
- MIKE John Sasson (11)

2009



OL Josh Tanner started the season opener as a true freshman in 2004.

Offense

- WR Donald Jones (11), Dominique Barnes (11),
Aaron Pitts (2)
- FB Kyle Banna (4), Dana Brown (4)
- LT Andrew Radakovich (8), Chris Gammon (2),
Eric Rodemoyer (1)
- LG Eric Rodemoyer (8), Justin Rechichar (2),
Andy Kowicki (1)
- C Tyler Figueroa (6), Andy Kowicki (4),
Justin Rechichar (1)
- RG Brian Mellott (11)
- RT Bobby Coates (6), Bill Dugan (2),
Andrew Radakovich (1), Greg Sazdanoff (1),
Chris Gammon (1)
- TB Kevin Smith (9), Dana Brown (2)
- QB Brandon Summers (10), Marc Kanetsky (1)
- TE Andy Colegrove (7), David Rogers (5)

Defense (4-3)

- SS Sir Demarco Bledsoe (6), Nick Gooden (4),
David Fleming (1)
- FS Andre Elliott (11)
- RCB Brandian Ross (11)
- LCB Lenny Wicks (9), Randy Louis (1),
Bryan Gaiters (1)
- DE Mychal Savage (11)
- DT Crispin Fernandez (10), Torrance Nicholson (1)
- NT Luke Matelan (11)
- RE Stephen Meadows (11)
- WILL Na'eem Outler (10), David Rach (1)
- SAM Taylor Hill (11)
- MIKE Deonta Tate (4), John Sasson (4),
Draye Eserty (3)

2008

Offense

- WR Ferlando Williams (7), Dominique Barnes (5),
Donald Jones (9), Da'Michael Horne (8)
- FB Ben Lane (5), Kyle Banna (1)
- LT Tyler Booth (12)
- LG Nhemie Theodore (11), Justin Reichichar (1)
- C Brad Samsa (9), Justin Reichichar (3)

- RG Eric Rodemoyer (8), Justin Reichichar (1),
Brad Samsa (3)
- RT Bobby Coates (9), Greg Sazdanoff (1),
Eric Rodemoyer (2)
- TB Jabari Scott (5), Kamyryn Keys (6),
Ferlando Williams (1)
- QB Todd Rowan (2), Brandon Summers (8),
Paul Corsaro (1), Dailyn Campbell (1)
- TE Derrick Bush (10), Ben Lane (1),
Brian Mellott (2)

Defense (4-3)

- SS Nick Gooden (4), Brandian Ross (8),
Lenny Wicks (2)
- FS Brandian Ross (2), Andre Elliott (10)
- RCB Jarvis Richards (4), De'Angelo Wilson (8)
- LCB Lenny Wicks (7), Tyler Griffin (2),
Randy Louis (3)
- DE Luke Matelan (2), Josh Myers (3),
Crispin Fernandez (5)
- DT Mychal Savage (1), Torrance Nicholson (2),
Bobby Lykes-Knight (5), Chris Gammon (1),
Stephen Meadows (1), Roger Gillum (2),
Crispin Fernandez (7), Chris Gammon (2),
Torrance Nicholson (3)
- RE Joel Younkins (5), Nick Mernedakis (2),
Jaimie Frasure (2), Josh Myers (2),
Stephen Meadows (1)
- WILL Jordan Edwards (6), John Sasson (1),
Deonta Tate (5)
- SAM Na'eem Outler (10), Nick Gooden (1),
Brandian Ross (1)
- MIKE Mike Barlak (6), John Sasson (2),
Roshon Simons (4)

2007

Offense

- WR Dustin Helle (1), Ferlando Williams (10),
Da'Michael Horne (7), Rory Berry (7)
- LT Matt Kishman (3), Brad Samsa (8)
- LG Josh Tanner (11)
- C Brian Mellott (7), Bobby Coates (4)
- RG Brad Samsa (3), Leon Edwards (6),
Brian Mellott (2)
- RT Nhemie Theodore (11)
- TB Jabari Scott (4), Kevin Smith (7)
- FB Ben Lane (6)
- QB Tom Zetts (11)
- TE Derrick Bush (10), Louis Irizarry (2),
Bruce Palmer (1)

Defense (4-3)

- SS Vince Gliatta (11)
- FS Dorian Chenault (11)
- RCB De'Angelo Wilson (1), Jarvis Richards (8),
Lenny Wicks (2)
- LCB Lenny Wicks (3), De'Angelo Wilson (8)
- DE Blake Halverson (5), Luke Matelan (2),
Maurice Smith (4)
- DT Mychal Savage (11)
- NT Greg Jacobs (1), Torrance Nicholson (9),
Jon Penick (1)
- RE Maurice Smith (1), Myles Banford (10)
- WILL Jeremiah Wright (10), Nick Mernedakis (1)
- SAM James Terry (10), Nate Ward (1)
- MIKE Roshon Simmons (9), James Terry (1),
Rashod Cotton (1)

2006

Offense



STARTING LINEUPS



- WR Rory Berry (7), Josh Cayson (5), Da'Michael Horne (1), T.J. Peterson (14)
- LT Tyler Booth (14)
- LG Josh Tanner (13), John Foster (1)
- C Ryan Jewell (14)
- RG Brad Samsa (14)
- RT Pat Walker (14)
- TB Marcus Mason (12), Monquantae Gibson (2)
- FB Ben Lane (6), Demetrius Ison (4)
- QB Tom Zetts (14)
- TE Derrick Bush (7), Louis Irizarry (8), Max King (4)

Defense (3-4)

- SS Bob Perez (4), Dorian Chenault (11)
- FS Chris Goffer (14)
- RCB Codera Jackson (14)
- LCB Jason Perry (14)
- DE Mychal Savage (13)
- DT Greg Jacobs (8), Blake Halverson (6)
- NT Jim Phelan (13), Bobby Lykes-Knight (1)
- WILL Tom Froelich (1), Jeff Koval (13)
- SAM Marty Hutchinson (8), James Terry (2), Rashod Cotton (4)
- MIKE Jeremiah Wright (3), Rashod Cotton (4), Roshon Simons (2), Marty Hutchinson (5)
- BAN James Terry (11), Myles Banford (3)

2005

Offense

- WR Kyle Smith (8), Damian Wright (5), T.J. Peterson (5), Jameson Evans (4)
- LT John Bartos III (11)
- LG Tony Limongi (11)
- C Ryan Jewell (10), Brad Samsa (1)
- RG John Foster (5), Tyler Booth (4), Josh Tanner (1), Jamel Lee (1)
- RT Jamel Lee (10), Patrick Walker (1)
- TB Monquantae Gibson (4), Marcus Mason (7)
- FB Regis Edgerson (1), Demetrius Ison (9)
- QB Tom Zetts (11)
- TE Aaron Marshall (3), Derrick Bush (6), Brian Radakovich (3)

Defense (4-3)

- SS Bob Perez (1), Aaron Scales (10)
- FS Dorian Chenault (9), Ryan Wisecarver (2)
- RCB Codera Jackson (11)
- LCB Jason Perry (11)
- DE Justin Scholes (11)
- DT Ben Suran (6), Greg Jacobs (5)
- NT Mychal Savage (7), Jeff Koval (2), Jim Phelan (2)
- DE Brandon Brown (10), Jose Galloza (1)
- SAM Marty Hutchinson (11)
- MIKE Mike Andrews (11)
- BAN James Terry (11)

2004

Offense

- WR Kyle Smith (11), Phil Larmon (7), Shawn Carlson (2), Matt Rycraft (4)
- LT John Bartos III (11)
- LG Tony Limongi (11)
- C Ryan Jewell (10), John Foster (1)
- RG Josh Tanner (7), Joe DeBee (1), Norris Kennedy (3)
- RT Pat Walker (8), Tyler Booth (4)
- TB Josh Cayson (4), Monquantae Gibson (5), Matt Rycraft (1), Regis Edgerson (1)



LB Kawonza Swan started all 15 games for the Penguins in 1999.

- FB Demetrius Ison (7), Nick Forro (1)
- QB Tom Zetts (11)
- TE Mike Roberts (9), Aaron Marshall (1), Max King (1)

Defense (4-3)

- SS Mike Bracken (11)
- FS Dorian Chenault (7), Aaron Scales (4)
- RCB Steve Reynolds (5), Herb Jones (6)
- LCB Jason Perry (10), Jermaine Cox (1)
- LE Justin Scholes (11)
- DT Matt Briggs (11)
- NT Jamel Lee (1), Nate Baston (10)
- RE Justin Martin (9), Brandon Brown (2)
- SAM Mike Andrews (2), Marty Hutchinson (9)
- MIKE Jeremiah Wright (11)
- BAN Jeff Koval (7), James Terry (4)

2003

Offense

- WR Kyle Smith (9), Damian Wright (7), Shawn Carlson (5), Phil Larmon (3)
- C Ryan Jewell (8), Brent Steiner (4)
- LT John Bartos III (12)
- LG Will Sanders (8), Norris Kennedy (1), Pat Walker (2), Tony Limongi (1)
- RG Matt Brouse (3), Norris Kennedy (6), Will Sanders (2), Joe DeBee (1)
- RT Josh Davis (12), Jamel Lee (1)
- TB Mike Burns (7), Josh Cayson (3), Josiah Doby (2)
- FB Chris DiMauro (8), Demetrius Ison (2), Josiah Doby (1)
- QB Aaron Marshall (9), Matt Rycraft (2), Luis Gonzalez (1)
- TE Mike Roberts (12)

Defense (3-4)

- SS Mike Bracken (12)
- FS Scott Thiessen (12)
- HB Waymann Peters (11), Herb Jones (1)
- CB Jason Perry (3), Sherod Holmes (9)
- DE Matt Briggs (11), Marty Hutchinson (1)

- DT Steve Durbin (11), Chris Rice (1)
- NT Nate Baston (9), Ron John-Finn (1), Joe Juby (1), Justin Martin (1)
- FOX Brandon Brown (8), Justin Martin (4)
- SAM Joe Juby (6), Justin Dellarose (6)
- MIKE Yancey Mancum (12)
- BAN Mike Andrews (11), Marty Hutchinson (1)

2002

Offense

- WR Matt Rycraft (4), Phil Larmon (3), Kyle Smith (3), Jerald Burley (6), Shawn Carlson (1), Aaron Marshall (2)
- C Will Sanders (2), Nick Roberts (9)
- LT Josh Davis (11), Ryan Jewell (2)
- LG Norris Kennedy (11)
- RG Nick Roberts (2), Will Sanders (9)
- RT Andy DeNiro (11)
- TB P.J. Mays (10), Mike Burns (1)
- FB Chris DiMauro (4), Mike Burns (3), Keland Logan (2), Josiah Doby (1)
- QB Colby Street (2), Justin Green (1), Aaron Marshall (7), Matt Rycraft (1)
- TE John Schumacher (9), Dennis Dlugosz (1)

Defense (3-4)

- SS Mike Bracken (11)
- FS Anthony Barone (11)
- HB Waymann Peters (7), Jake Godec (4)
- CB Jake Godec (2), Sherod Holmes (9)
- DE Martin Stachowicz (11)
- LDT Guy Mazard (9), Wendell Parrish (2)
- RDT Matt Mechling (10), Nate Baston (1)
- FOX Brandon Byers (11)
- SAM Justin Dellarose (11)
- MIKE Jon Tekac (11)
- BAN Russell Stuvaints (11)

2001

Offense

- SE Eugene Mintze (2), Charles Mister (2), Jerald Burley (7), Phil Larmon (1)
- C David Tesniarz (11)
- CT Josh Davis (7), Andy DeNiro (3), Ryan Smith (1)
- CG Lavelle Hawkes (11)
- OG Nick Roberts (11)
- OT Pat Crummey (11)
- TB P.J. Mays (11)
- FB Mike Burns (1), Yancey Marcum (2), Jerry Johnson (4)
- QB Jeff Ryan (11)
- FL Sean Guerriero (3), Eugene Mintze (6)
- TE John Schumacher (8), Dennis Dlugosz (11)

Defense (3-4)

- SS Bruce Hightower (11)
- FS Anthony Barone (11)
- HB Antulio Aroche (11)
- CB LeVar Greene (11)
- DE Martin Stachowicz (10), Todd Blackwell (1)
- NT Wendell Parrish (1), Guy Mazard (7), Nate Baston (2), Matt Mechling (1)
- DT Nate Baston (3), Matt Mechling (5), Matt Briggs (2), Bob Sivik (1)
- FOX Bob Sivik (10), Andre Coleman (1)
- SAM Mike Thomas (7), Russell Stuvaints (1), Justin Dellarose (1), Chris DiMauro (2)
- MIKE Jon Tekac (10), Todd Blackwell (1)
- BAN Russell Stuvaints (5), Ken Baun (6)



STARTING LINEUPS



2000

Offense

- SE Denver Williams (5), Jerald Burley (2), Eugene Mintze (4), Andre Coleman (1)
- C Dave Tesniarz (11), Nick Robers (1)
- OT Andy DeNiro (11), Ryan Smith (1)
- OG Ryan Smith (9), Steve Rovnak (3)
- OG Dave Hong (8), Josh Davis (3), Ryan Smith (1)
- OT Pat Crummey (12)
- TB Erik Lockhart (5), P.J. Mays (6), Josiah Doby (1)
- FB Jerry Johnson (7), Erik Lockhart (3), P.J. Mays (1)
- TE Dennis Dlugosz (11), John Schumacher (4)
- QB Jeff Ryan (11), Colby Street (1)
- FL Andre Coleman (4), Sean Guerriero (6)

Defense (3-4)

- SS Bruce Hightower (12)
- FS Anthony Barone (12)
- CB Ed Blizzard (9), LeVar Greene (3)
- CB LeVar Greene (8), Demetrius Rich (4)
- DE Bryan Hawthorne (8), Martin Stachowicz (4)
- NT Gary Quivers (1), Montrial Thomas (11)
- DT Matt Mechling (11), Guy Mazard (1)
- FOX Bob Sivik (5), Luke Schumacher (7)
- SAM Justin Dellarose (9), Russell Stuvaints (3)
- MIKE Tim Johnson (12)
- BAN Jon Tekac (12)

1999

Offense

- QB Jeff Ryan (14), Jared Zwick (1)
- TB Adrian Brown (12), Josiah Doby (3)
- FB Bill Ruggles (7), Adrian Brown (3), Jerry Johnson (5)
- WR Elliott Giles (14), Renauld Ray (10), Damian Matthews (4), Jason Downing (1)
- TE Casey Bogerd (10), John Schumacher (2), Dennis Dlugosz (3), Pete Superak (1)
- C Ian Shirey (14), David Tesniarz (1)
- OG Shawn Billker (8), Steve Rovnak (4), Frank Rutherford (3)
- CG Frank Rutherford (6), Steve Rovnak (3), Shawn Billker (1), Lavelle Hawkes (3), Ryan Dewberry (2)
- OT Pat Crummey (14), Pete Superak (1)
- CT John Longano (9), Pete Superak (6)

Defense (3-4)

- SS Bruce Hightower (15)
- FS Fon Nanji (6), Dwyte Smiley (10)
- CB LeVar Greene (15)
- CB Ed Blizzard (15)
- MIKE Tim Johnson (14), Jon Tekac (1)
- BAN Dave Vecchione (14)
- SAM Ian Dominelli (15)
- FOX Kawonza Swan (15)
- DT Matt Mechling (14), Frank Kaydo (1)
- NT Montrail Thomas (4), Gary Quivers (1), Frank Kaydo (10)
- DE Bryan Hawthorne (11), Matt Mechling (1), Todd Blackwell (1), Frank Kaydo (2)

1998

Offense

- QB Jim Keagy (1), Jared Zwick (3), Jeff Ryan (7)
- FB Matt Richardson (6), Jerry Johnson (2), Adrian Brown (1)



OG Lamar Mady started every game in his two-year career from 2011-12.

- TB Jake Andreadis (7), Adrian Brown (4)
- WR Andre Coleman (4), Renauld Ray (6), Damion Matthews (5), Sean Guerriero (1), Elliott Giles (5)
- TE Pete Superak (11), Casey Bogerd (2)
- C Ian Shirey (11)
- RG Frank Rutherford (9), Steve Rovnak (1), Ryan Dewberry (1)
- RT John Longano (9), Shawn Billker (2)
- LG Lavelle Hawkes (8), Randy Beers (2), Steve Rovnak (1)
- LT Shawn Billker (8), Duane Delahunt (2), Frank Rutherford (1)

Defense (3-4)

- FS Jake Anderson (11)
- SS Dwyte Smiley (11)
- CB Tony Pannunzio (11)
- CB Ed Blizzard (9), LeVar Greene (2), David Greene (1)
- FOX Mike Stanec (11)
- MIKE Jarritt Goode (11)
- BAN Luke Schumacher (9), Dave Vecchione (2)
- SAM Kawonza Swan (8), Ian Dominelli (3)
- NT Frank Kaydo (8), Chris Glantzis (3)
- DT Eric Brown (6), Chris Glantzis (5)
- DE Chris Jones (6), Eric Brown (3), Kawonza Swan (1)

1997

Offense

- QB Demond Tidwell (15)
- TB Jake Andreadis (10), Adrian Brown (6)
- FB Matt Richardson (14)
- TE Tim Tyrrell (12), Pete Superak (2), Chris Knaack (1)
- WR Willis Marshall (15), Renauld Ray (11), Mark Cox (3), Denver Williams (1)
- RT Matt Hogg (15)
- RG Frank Rutherford (14), Shawn Billker (1)
- C Ian Shirey (15)
- LG Frank Page (15)
- LT Todd Kollar (15)

Defense (3-4)

- DT Harry Deligianis (15)
- NT Frank Kaydo (14), Chris Glantzis (1)
- DE Jarritt Goode (13), Jauron Dailey (2)
- LB Mike Stanec (15)
- LB Tom Paolucci (14), Pete Davila (1)
- LB Jeff Fackrell (11), Dave Vecchione (2), Luke Schumacher (2)
- LB Kawonza Swan (10), Troy Tuck (5)
- CB DeWayne Thompson (11), Eugene Lewis (3), Carlos Pearson (1)
- SS Jake Anderson (10), Eugene Lewis (5)
- FS Dwyte Smiley (15)
- CB Anthony Pannunzio (15)

1996

Offense

- QB Demond Tidwell (10), Jared Zwick (1)
- WR Renauld Ray (8), Willis Marshall (7), Ron Pearson (4), William Walker (2)
- TB Adrian Brown (7), Jake Andreadis (2), Brian Cottom (2)
- FB Dan Inglis (8), Matt Richardson (2), Jake Andreadis (1)
- TE Jake Smallfield (11), Tim Tyrrell (1)
- OT Matt Hogg (11)
- OG Frank Page (7), Shawn Billker (3), Ed Forro (1)
- C Ian Shirey (11)
- OG Jim Jones (10), John Longano (1)
- OT Todd Kollar (8), Shawn Billker (3)

Defense (3-4)

- CB Andre Cook (8), DeWayne Thompson (3)
- FS Larry Tyger (8), Dwyte Smiley (4)
- SS Khary Williams (11)
- CB Tony Pannunzio (9), DeWayne Thompson (2)
- DE Chris Inglis (10), Jeff Fackrell (1)
- NT Harry Deligianis (8), Andre Jethroe (2), Frank Kaydo (1)
- DT Andre Jethroe (6), Jarritt Goode (4), Jeff Fackrell (1)
- OLB Mike Stanec (10), Chris Jones (1)
- OLB Phillip Woods (7), Jarritt Goode (3)
- ILB Kawonza Swan (10), Troy Tuck (1)
- ILB Tom Paolucci (8), Peter Davila (2), Jarritt Goode (1)

1995

Offense

- QB Mark Brungard (11)
- TB Jake Andreadis (6), Nolan Moore (4), Nakia Hendrix (1)
- WR Darnell Bracy (10), William Walker (9), Ron Pearson (2), Mark Cox (1)
- TE John Quintana (9), Tim Tyrrell (2)
- FB Dan Ingalls (7), Nakia Hendrix (2), Mack Gilchrist (1)
- OT Frank Page (10), Brian Terlesky (1)
- OG Matt Hogg (10), Heath Jordan (1)
- C Steve Six (11)
- OG Jim Panozzo (8), Heath Jordan (3)
- OT Jim Jones (11)

Defense (3-4)

- DE Jermaine Hopkins (10), Harry Deligianis (1)
- DT Paul Conn (9), Todd Kollar (2)
- NG Andre Jethroe (11)
- OLB Mike Stanec (6), Tom Dillingham (5)



STARTING LINEUPS



- OLB Phillip Jean-Baptiste (9), Chris Ingalls (1), Mike Gilligan (1)
- ILB Leon Jones (11)
- ILB Phillip Woods (8), Mike Gilligan (3), Brett Murgatroyd (1)
- CB DeWayne Thompson (7), Jabari Teague (3), Andre Cook (1)
- SS Tony Pannunzio (6), Eugene Lewis (4)
- FS Terica Jones (6), Eugene Lewis (4), Pete Davila (1)
- CB Tom Paolucci (10), Andre Cook (1)

1994

Offense

- QB Mark Brungard (15)
- FB Mack Gilchrist (9), Corey Scarlato (3), Dan Inglis (3)
- TB Shawn Patton (14), Nakia Hendrix (1)
- WR Don Zwisler (14), Trent Boykin (12), Darnell Bracy (2)
- TE Jake Smallfield (7), Brian Terlesky (6), Rob Robes (4)
- OT Paul Kokos (14), Matt Hogg (1)
- OG Ray Miller (14), Steve Six (1)
- C Chris Sammarone (14), Steve Six (1)
- OG Matt DeVicchio (13), Matt Hogg (2)
- OT George Tomasch (15)

Defense (3-4)

- DE Jermaine Hopkins (15)
- DT Paul Conn (12), Jim Jones (1)
- NG Andre Jethroe (13), Jim Jones (2)
- LB Leon Jones (15)
- LB Tom Dillingham (15)
- LB Reginald Lee (13), Jeffrey Johnston (2)
- LB Chris Ingalls (11), Phillip Jean-Baptiste (4)
- CB Vance Mayes (15), Art Carter (2)
- SS Reggie Brown (15)
- FS Lester Weaver (15)
- CB Randy Smith (15)

1993

Offense

- C Chris Sammarone (15)
- CG Ray Miller (7), Brian White (4), Matt DeVicchio (4)
- OG Drew Gerber (15)
- CT George Tomasch (9), Ray Miller (6)
- OT Paul Kokos (15)
- TE Aaron Green (9), John Quintana (6)
- WR Don Zwisler (15), Trent Boykin (9), Darnell Bracy (6)
- QB Mark Brungard (15)
- TB Darnell Clark (12), Tamron Smith (3)
- FB Tamron Smith (9), John Quintana (4), Corey Scarlato (2)

Defense (3-4)

- SS Andre Mason (8), Terica Jones (6), Ramon Amill (1)
- FS Lester Weaver (15)
- HB Vance Mayes (9), Reggie Brown (5), Ramon Amill (2)
- CB Randy Smith (15)
- BAN Alfred Hill (15)
- FOX Jeff Powers (12), Phillip Jean-Baptiste (3)
- FRA Reggie Lee (15)
- SAM Leon Jones (15)
- NT David Quick (7), Andre Jethroe (4), Jim Jones (3), James Panozzo (1)



WR Rick Shepas is one of just four receivers with 60 catches in a year.

- DT Paul Conn (13), Jermaine Hopkins (1), Jim Jones (1)
- DE David Burch (15)

1992

Offense

- QB Nick Cochran (15)
- TB Tamron Smith (13), Darnell Clark (2)
- FB Ryan Wood (13)
- WR Herb Williams (15), Trent Boykin (13), Don Zwisler (7), Leo Hudson (1)
- TE Aaron Green (4), Brian Terlesky (3), John Quintana (2), William Seach (2)
- CT Raymond Miller (10), Brian White (5)
- CG Craig Kertesz (15)
- C Chris Sammarone (15)
- OG Drew Gerber (15)
- OT Paul Kokos (15)

Defense (3-4)

- CB Reggie Brown (15)
- SS Malcolm Everette (13), Lester Weaver (2)
- FS Dave Roberts (15)
- CB Randy Smith (15)
- BAN Brian Coman (15)
- FOX Jeff Powers (15)
- MIKE Marcus Evans (15)
- WILL Reggie Lee (8), Alfred Hill (5), Leon Jones (2)
- NT David Quick (12), David Burch (2), Jermaine Hopkins (1)
- DT Chris Vecchione (11), Brian Householder (2), Paul Conn (1), Alfred Hill (1)
- DE DeMario Ridgeway (11), David Burch (4)

1991

Offense

- TE Ron Strollo (15)
- WR Herb Williams (15), Andre Ballinger (14), Russ Pernus (1)
- CT Mike Simonsic (14), Ray Miller (1)
- CG Craig Kertesz (15)
- C Chad Rosko (15)
- OG Drew Gerber (15)
- OT Paul Kokos (14), Mike Simonsic (1)
- FB Mike Rekstis (7), Ryan Wood (3), Tamron Smith (3), Anthony Naples (1),

- Phil Thompson (1)
- QB Ray Isaac (15)
- TB Leo Hawkins (14), Tamron Smith (1)

Defense (3-4)

- DT Brett Greer (15)
- NT Pat Danko (15)
- DE Chris Vecchione (15)
- FOX Kevin Brown (13), Jeff Powers (2)
- BAN Brian Coman (15)
- MIKE Marcus Evans (15)
- WILL Ron Brown (15)
- SS Malcolm Everette (15)
- FS Dave Roberts (15)
- CB Rodney Smith (12), David Newby (3)
- CB Reggie Brown (13), Ramon Amill (2)

1990

Offense

- TE Ron Strollo (12)
- WR Ray Ellington (12), Herb Williams (7), Andre Ballinger (5)
- CT Drew Gerber (12)
- CG Craig Kertesz (12)
- C Chad Rosko (9), Eric Anderson (3)
- OG Don Svec (12)
- OT Mike Simonsic (8), Tom Kall (4)
- QB Ray Isaac (12)
- FB Tamron Smith (7), Lou Sfara (5)
- TB Archie Herring (12)

Defense (3-4)

- DT Pat Danko (12)
- NT Tony Bowens (12)
- DE Al Blythe (11), Brett Greer (1)
- WILL Ron Brown (10), Ron Hovan (2)
- MIKE Marcus Evans (9), Kevin Brown (3)
- BAN Brian Coman (11), Ron Hovan (1)
- FOX Kevin Brown (8), Marcus Evans (4)
- SS Pete Rekstis (9), Derek Pixley (3)
- FS Dave Roberts (9), Pete Rekstis (3)
- CB Derek Pixley (9), Dave Roberts (3)
- CB David Newby (12)

1989

Offense

- TE Ron Strollo (13)
- WR Ray Ellington (13), Lorenzo Davis (13)
- CG Don Svec (11), Tony Dunn (2)
- CT Dommnick Stala (13)
- C Eric Anderson (13)
- OG Tony Dunn (11), Don Svec (8)
- OT John Bleshoy (13)
- QB Ray Isaac (13)
- FB Steve Jones (13)
- TB Leo Hawkins (7), Archie Herring (6)

Defense (3-4)

- DE Kevin Brown (13)
- NT Tony Bowens (8), Pat Danko (5)
- DT Lawrence Mitchell (13)
- FOX Chris Vecchione (12), James Ringfield (1)
- SAM Andre Peterson (13)
- MIKE Paul Soltis (13)
- WILL Mike Cochran (13)
- SS Ian Trowers (11), John Matakovich (2)
- FS John Matakovich (8), Pete Rekstis (4), Jamie Austin (1)
- CB Derek Pixley (13)
- CB Tony Tellington (12), Jamie Austin (1)



STARTING LINEUPS



1988

Offense

SE Maury Bibent (11)
 LT John Bleshoy (6), Mike Cummings (5)
 LG Don Svec (6), John Bleshoy (4),
 Chris Adams (1)
 C Joe Lucente (8), Tom Kall (3)
 RG Mike Cummings(6), Don Svec(5)
 RT Jim Zdelar (11)
 TE David McIntosh (11)
 FL Andre Ballinger (6), Earl Jones (5)
 QB Chris Gamble (7), Frank Edie (4)
 FB Steve Jones (11)
 TB Lorenzo Davis (6), J.C. Penny (5)

Defense (3-4)

LT Andre Peterson (8), Pat Danko (3)
 NG Tony Dunn (7), Lawrence Mitchell (4)
 RT Lamar Davis (11)
 STRIKE Sam Wesley (11)
 MIKE Paul Soltis (11)
 BLOOD Jerry Pacifico (6), Al Blythe (5)
 WILL James Ringfield (8), Kevin Brown (3)
 CB Jason Price (11)
 ROVER John Matakovich (11)
 FS Pete Rektis (7), Derek Pixley (4)
 HB Terrence Tubbs (7), Tony Tellington (4)

1987

Offense

X Maury Bibent (12)
 LT Jim Zdelar (12)
 LG Don Svec (6), John Bleshoy (4),
 Mike Cummings (2)
 C Joe Lucente (12)
 RG Tony Dunn (12)
 RT Mike Cummings (10), Joe Cianelli (1),
 John Bleshoy (1)
 TE Elliott Fedd (12)
 Z Earl Jones (7), Jerry Mapes (5)
 QB Trenton Lykes (12)
 FB Steve Jones (12)
 TB Lorenzo Davis (10), Rod Love (2)

Defense (3-4)

LT Andre Peterson (11), Dave Janofa (1)
 NG Dave Janofa (8), Jeff Stewart (4)
 QUICK Lamar Davis (10), Jeff Stewart (2)
 STRIKE Sam Wesley (12)
 MIKE Paul Soltis (12)
 BLOOD Jerry Pacifico (12)
 WHIP Mike Peterson (10), Devon Hall (2)
 ROVER John Matakovich (12)
 S Pete Rektis (12)
 CB Rod Henderson (11), Jason Price (1)
 HB Jerry Dunlap (11), Larry Toles (1)

1986

Offense

QB Trenton Lykes (11)
 TB Rod Love (8), Lorenzo Davis (3)
 FB Steve Jones (8), Mike McGlone (3)
 TE Elliott Fedd (7), Rich Bowen (3),
 Mike McGlone (1)
 WR Rick Shepas (11), Steve Strabala (9),
 Maury Bibent (1), Jerry Mapes (1)
 LT Mike Cummings (5), Scott Thompson (3),
 John Nevotne (3)
 LG Jim Sydlowski (11)
 C John Zelenak (11)

RG John Nevotne (6), Tony Dunn (5)
 RT Mike Cummings (5), Scott Thompson (3),
 John Nevotne (2), Steve Engel (1)

Defense (5-3-3)

WHIP Andre Peterson (6), John Hoy (3),
 Gary Scruggs (2)
 QUICK Mike Peterson (11)
 NG Vince Peterson (5), Randy Worthy (4),
 Mark Derthick (2)
 DT Vince Peterson (6), Mark Derthick (3),
 Dave Janofa (2)
 STRIKE Dave Janofa (9), Tom Rohanna (2)
 RLB Rod Henderson (11)
 MLB Jerry Pacifico (6), Musolino (3),
 Darryl Rodgers (1), Dayne Popa (1)
 BLB Darryl Rodgers (3), Dayne Popa (3),
 Jerry Pacifico (3), Gary Scruggs (2)
 CB Eric Berry (6), Jason Price (3),
 John Murphy (2)
 S Larry Toles (9), Jack Redman (2)
 HB Jason Price (8), Dyrrell Williams (2),
 John Murphy (1)

1985

Offense

TE Joel Cuffman (11)
 LT Gary Febel (11)
 LG Jim Sydlowski (11)
 C John Zelenak (11)
 RG John Nevotne (11)
 RT Scott Thompson (7), Randy Worth (4)
 TE Elliott Fedd (5), Rich Bowen (4),
 Brian Mathews (2)
 WR Rick Shepas (11)
 QB Bob Courtney (7), Trenton Lykes (4)
 FB Brian Miller (11)
 TB Robert Thompson (6), Jerry Mapes (5)

Defense (3-4)

AE Mike Peterson (11)
 LT Dave Janofa (11)
 LLB Pat Narzduzzi (11)
 NG Vince Peterson (11)
 RLB Jerry Pacifico (11)
 RT Greg Cappitte (8), Bob Korandovich (3)
 BE Gary Scruggs (4), Jeff Seamen (4),
 Robert Clark (3)
 MON Gary Barber (8), Ron Capogreco
 HB Terry Chatman (8), Larry Toles (3)
 S Larry Toles (5), Ian Trowers (5),
 John Murphy (1)
 CB Rod Henderson (8), Jason Price (2),
 Larry Toles (1)

1984

Offense

QB Trenton Lykes (7), Bob Courtney (4)
 WR Rick Shepas (11)
 TB Robert L. Thompson (6), Frank Murphy (4),
 Rod Love (1)
 FB Mike Hardie (11)
 LTE Joel Cuffman (11)
 RTE Frank Pokorny (11)
 LT Scott Thompson (11)
 LG Jim Sydlowski (11)
 C John Zelenak (11)
 RG John Nevotne (11)
 RT Jim Dyke (11)

Defense (5-2)

AE Chris Stec (11)
 LT Kevin Powell (11)
 NG Vince Peterson (11)
 RT Frank Goode (6), Chris Ference (5)
 ALB Mark Derthick (11)
 BLB Pat Toler (11)
 BE Eric Rogers (11)
 MON Gary Barber (11)
 HB Terry Chatman (11)
 S John Tomassilli (11)
 CB Larry Toles (9), Mike Spicer (2)

1983

Offense

WR Rick Shepas (6), Griffin Keys (4), Bill Gura (1)
 LTE Frank Pokorny (11)
 RTE John Goode (10), Rick Shepas (1)
 QB Jamie DeVore (5), Mike Sloe (5),
 Ken Kuhn (1)
 FB Mike Hardie (11)
 TB Vic Ceglie (7), Robert L. Thompson (3),
 John Murphy (1)
 LT Scott Thompson (11)
 LG Rick Brunot (11)
 C Scott Jacobs (11)
 RG Rob Shetler (11)
 RT Jim Dkyle (11)

Defense (5-2)

AE Chris Stec (11)
 LT Kevin Powell (11)
 NG Vince Peterson (11)
 RT John Klomfas (7), Mel Romine (4)
 BE Dwayne Rogers (11)
 ALB Mark Derthick (9), Frank Goode (2)
 BLB Pat Toler (11)
 MON Gary Barber (11)
 HB Terry Chatman (11)
 S Tony Toy (6), Mick O'Hara (5)
 CB Bob Newberry (10), John Tomassilli (1)

1982

Offense

WR Jeff Patterson (11)
 QB Griffin Keys (6), Mike Sloe (4),
 Jamie DeVore (1)
 TB Paris Wicks (11)
 FB Mike Hardie (8), Vic Ceglie (3)
 LTE John Goode (6), Shawn Boyle (4),
 Frank Pokorny (1)
 RTE Pat Guerriero (9), Rob Merrell (2)
 LT Rick Brunot (11)
 LG Ron Kissell (11)
 C Scott Jacobs (8), Brett Powell (3)
 RG Bob Bogner (11)
 RT Rick McDonald (11)

Defense (5-2)

AE Tom Cullen (11)
 LT Bob Hill (5), K. Powell (5), Jake Jones (1)
 NG Sidney Petersen (8), Jake Jones (3)
 RT Melvin Romine (11)
 RE Brat Eckhart (7), Dwayne Rogers (4)
 ALB Mark Derthick (11)
 BLB Patrick Toler (7), Dan Beaver (4)
 MON Frank Goode (9), Gary Barber (2)
 HB Dave Peters (10), Walter Allen (1)
 S Joe Karnuth (6), Mick O'Hara (5)
 CB John Tomassilli (8), Walter Allen (3)



OVERTIME RECAPS AND HIGHLIGHTS



Oct. 14, 2017

North Dakota State 27, YSU 24 | Youngstown, Ohio

YSU marched 90 yards late in the fourth quarter for the game-tying touchdown in a battle of a top-10 foes at Stambaugh Stadium. In the overtime, YSU was forced to attempt a 39-yard field goal, but Zak Kennedy's kick was wide left. After three NDSU runs, Cam Pedersen came on to kick a 36-yard field goal for the winning score.

Sept. 2, 2017

Pittsburgh 28, YSU 21 | Pittsburgh, Pa.

The Penguins rallied from a 21-point halftime deficit to force overtime against the Panthers at Heinz Field. YSU scored twice in the fourth quarter and Pitt missed a field goal as time expired to send the game into OT. Pittsburgh scored on an 11-yard pass from Max Browne to Jester Weah. YSU had a 1st-and-10 at the Pitt 13-yard line, but Bricen Garner intercepted a Hunter Wells pass in the end zone to end the game.

Dec. 10, 2016

YSU 30, Wofford 23 (2 OTs) | Youngstown, Ohio

In the first postseason playoff game in school history, the Penguins won a memorable 30-23 double-overtime decision in the quarterfinals against Wofford at Stambaugh Stadium. Neither team was able to score in the first overtime with Wofford's possession ending on downs and YSU missing a field goal. In the second OT, Tevin McCaster scored on a two-yard run to put the Guins ahead 30-23. The Guins held Wofford on four straight plays to seal the playoff victory.

Oct. 24, 2015

Southern Illinois 38, YSU 31 | Carbondale, Ill.

YSU led 31-20 before the Salukis rallied to send the game into overtime. SIU scored on its third snap of the overtime period as Mark Iannotti found Israel Lamprakes on a 25-yard score. Facing a 4th-and-2 at the SIU six-yard line, the Guins' last-play hopes came on a halfback pass from Jody Webb to TE Kevin Rader that fell incomplete out of the end zone.

Sept. 12, 2015

Youngstown State 21, Robert Morris 14 | Youngstown, Ohio

The Penguins scored midway through the fourth to force overtime on a rainy night against Robert Morris at Stambaugh Stadium. In the overtime session, YSU scored on its possession when QB Hunter Wells threw a two-yard scoring toss to Tavarius Harvin on a 4th-and-1 play. On RMU's possession, Derek Rivers sacked Matt Barr to end the game with the Colonials facing a 4th-and-3 from the YSU five-yard line.

Nov. 15, 2014

Indiana State 27, YSU 24 | Youngstown, Ohio

YSU scored two touchdowns in the final five minutes to force overtime. However, on the Penguins' first offensive snap in OT, Hunter Wells' pass was tipped and intercepted by Mark Sewell. After moving to the YSU 10-yard line, Eric Heidorn converted a 28-yard field goal for the winning points.

Sept. 11, 2004

Florida International 22, YSU 16 | Youngstown, Ohio

Florida International scores on first possession with a one-yard pass from David Tabor to James Williams, but misses the point-after kick. However, YSU's Tom Zettis fumbles on 3rd-and-3 at the 18 and it's recovered by the Panthers to end the game.

Oct. 18, 2003

YSU 30, Indiana State 24 | Terre Haute, Ind.

Indiana State fumbles on first possession of overtime when Matt Briggs forces and recovers a Jake Schiff fumble at the three-yard line. Josh Cayson scores the game-winner on a 15-yard rush on the second play of YSU's OT possession.

Nov. 4, 2000

YSU 42, Hofstra 35 (2 OTs) | Youngstown, Ohio

Hofstra scored first in OT before YSU forced a second overtime on a five-yard touchdown run by P.J. Mays. In the second overtime, Jeff Ryan tossed a 25-yard touchdown pass to Brandon Pedraza on the first play. On 4th-and-20 from the Hofstra 22, Tim Johnson intercepted a pass in the end zone on the game's final play.

Oct. 9, 1999

YSU 43, Southern Illinois 37 | Carbondale, Ill.

SIU had ball first and had a 47-yard field goal attempt by Scott Everhart hit the crossbar. On the third play of its possession, YSU won the game on a 12-yard touchdown run by Adrian Brown.

Oct. 24, 1998

YSU 18, New Haven 15 | Youngstown, Ohio

Jake Anderson intercepted a New Haven pass to end the first possession at the 22-yard line. YSU moved the ball to the 12-yard line before Mark Griffith kicked a 29-yard field goal for the victory.

Sept. 21, 1996

Illinois State 31, YSU 28 (2 OTs) | Normal, Ill.

ISU's Chris Moore scored on two-yard run on the first possession of overtime. Jake Andreadis scored on a one-yard run on fourth down to force a second overtime. In the first overtime, YSU converted three fourth-down plays. In the second overtime, Mark Griffith missed a 31-yard field goal and Illinois State won the game on a 26-yard field goal by Todd Kurz.

Nov. 7, 1987

YSU 20, Murray State 13 | Youngstown, Ohio

The Penguins scored on their second play of overtime on a six-yard pass from Trenton Lykes to Rod Love. Murray State fumbled on a 3rd-and-7 at the YSU nine and Paul Soltis recovered the fumble for YSU to end the game.

Nov. 2, 1985

MTSU 28, YSU 21 (2 OTs) | Murfreesboro, Tenn.

YSU was on offense first and took a 21-14 lead on a one-yard run by Robert Thompson. MTSU forced a second overtime after Gerald Anderson scored on a four-yard run. In the second overtime, MTSU converted a 4th-and-35 play from the 50-yard line and capped its drive on an eight-yard run by Dwight Stone. The contest ended when Thompson fumbled on the second play of the possession at the MTSU 25-yard line.

Oct. 13, 1984

YSU 16, Austin Peay 13 | Clarksville, Tenn.

Austin Peay scored first in overtime on a 33-yard field goal by Brian Yarbrough. On a 3rd-and-goal from the one-yard line, quarterback Trenton Lykes scored the game-winning touchdown for the Penguins. Both possessions started at the 15-yard line.

YSU-NCAA Overtime Notes

- YSU played in the seventh regular-season overtime game (at Austin Peay) and 12th (at MTSU) in Division I history. The 1984 contest against Austin Peay was the first extra-session game in the history of the Ohio Valley Conference. The Big Sky and Yankee Conference's (now the CAA) were the first two FCS conferences to have overtime games.
- In the 15 games, YSU has started on defense 10 times.
- The current NCAA tiebreaker format has been used by all Division I schools since 1996.



THRILLERS AND NARROW WINS



Cliffhangers

Since 1972, the Penguins have fought back with a score to tie or win a game on their final possession on **41** occasions.

- Dec. 17, 2016 • YSU 40, Eastern Washington 38
- Dec. 10, 2016 • YSU 30, Wofford 23 (2 OT)
- Sept. 12, 2015 • YSU 21, Robert Morris 14 (OT)
- Nov. 2, 2013 • YSU 38, South Dakota 34
- Sept. 28, 2013 • YSU 28, Southern Illinois 27
- Sept. 21, 2012 • YSU 42, UNI 35
- Nov. 21, 2009 • YSU 39, North Dakota State 35
- Nov. 25, 2006 • YSU 35, James Madison 31
- Nov. 4, 2006 • YSU 31, Southern Illinois 24
- *Oct. 15, 2005 • YSU 23, Western Illinois 21
- *Oct. 1, 2005 • YSU 20, Illinois State 17
- Oct. 18, 2003 • YSU 30, Indiana State 24 (OT) • Last Play TD
- Nov. 4, 2000 • YSU 42, Hofstra 35 (2 OT)
- *Oct. 14, 2000 • YSU 28, Northern Iowa 25
- Dec. 11, 1999 • YSU 27, Florida A&M 24
- Oct. 9, 1999 • YSU 43, Southern Illinois 37 (OT) • Last Play TD
- *Sept. 25, 1999 • YSU 28, Western Illinois 24
- Oct. 24, 1998 • YSU 18, New Haven 15 (OT)
- *Nov. 21, 1998 • YSU 24, Missouri State 17
- *Sept. 27, 1997 • YSU 27, Hofstra 22
- Dec. 3, 1994 • YSU 18, Eastern Kentucky 15
- Sept. 1, 1994 • YSU 10, Stephen F. Austin 10 • Last Play FG
- Sept. 19, 1992 • YSU 23, Texas State 20
- Nov. 30, 1991 • YSU 17, Villanova 16
- *Sept. 8, 1990 • YSU 31, Edinboro 27
- Oct. 7, 1989 • YSU 20, Indiana State 19
- Sept. 23, 1989 • YSU 20, Akron 17
- Nov. 7, 1987 • YSU 20, Murray State 13
- Oct. 31, 1987 • YSU 17, Middle Tennessee State 16
- *Oct. 10, 1987 • YSU 18, Tennessee Tech 15
- Sept. 12, 1987 • YSU 20, Bowling Green 17 • Last Play FG
- Nov. 21, 1986 • YSU 40, Akron 39
- Nov. 22, 1985 • YSU 20, Morehead State 17
- Oct. 12, 1985 • YSU 23, Tennessee Tech 16
- *Nov. 17, 1984 • YSU 35, Morehead State 31
- Oct. 13, 1984 • YSU 16, Austin Peay 13 (OT)
- *Oct. 31, 1981 • YSU 13, Middle Tennessee State 10
- *Oct. 13, 1979 • YSU 24, Northern Michigan 23
- *Oct. 9, 1976 • YSU 22, Saginaw Valley 21
- Nov. 1, 1975 • YSU 15, Eastern Michigan 14
- *Nov. 10, 1973 • YSU 12, Murray State 8
- Oct. 21, 1972 • YSU 22, Akron 21
- Oct. 7, 1972 • YSU 37, Northern Michigan 36

*indicates a game where YSU scored on a previous possession and, with the outcome no longer in doubt, ran the clock out.

ONE-POINT GAMES (24-9)

- Sept. 28, 2013 • YSU 28, Southern Illinois 27
- Oct. 25, 2008 • UNI 21, YSU 20
- Oct. 27, 2007 • UNI 14, YSU 13
- Oct. 13, 2007 • YSU 23, Southern Utah 22
- Nov. 11, 2000 • Southern Illinois 21, YSU 20
- Dec. 20, 1997 • YSU 10, McNeese State 9
- Nov. 30, 1991 • YSU 17, Villanova 16
- Oct. 7, 1989 • YSU 20, Indiana State 19
- Oct. 31, 1987 • YSU 17, Middle Tennessee State 16
- Nov. 21, 1986 • YSU 40, Akron 39
- Sept. 13, 1986 • Eastern Michigan 18, YSU 17
- Nov. 3, 1984 • YSU 3, Akron 2
- Oct. 1, 1983 • Eastern Illinois 21, YSU 20
- Oct. 30, 1982 • YSU 11, Middle Tennessee State 10
- Sept. 4, 1982 • Akron 20, YSU 19
- Oct. 13, 1979 • YSU 24, Northern Michigan 23
- Oct. 9, 1976 • YSU 22, Saginaw Valley State 21
- Nov. 1, 1975 • YSU 15, Eastern Michigan 14
- Sept. 27, 1975 • Western Illinois 20, YSU 19
- Oct. 21, 1972 • YSU 22, Akron 21
- Oct. 7, 1972 • YSU 37, Northern Michigan 36
- Oct. 25, 1969 • YSU 17, South Dakota State 16
- Sept. 17, 1966 • YSU 7, Central Michigan 6
- Oct. 10, 1964 • YSU 28, Southern Connecticut State 27
- Oct. 29, 1960 • YSU 8, Southern Connecticut State 7
- Oct. 6, 1960 • YSU 7, Baldwin-Wallace 6
- Sept. 19, 1959 • YSU 13, Tennessee A&I State 12
- Nov. 6, 1953 • YSU 26, Gustavus Adolphus 25
- Oct. 17, 1953 • YSU 20, Eastern Kentucky 19
- Oct. 23, 1952 • YSU 13, Baldwin-Wallace 12
- Sept. 27, 1952 • YSU 13, Gustavus Adolphus 12
- Nov. 11, 1939 • Tennessee Tech 7, YSU 6
- Oct. 13, 1939 • Dayton 13, YSU 12



OTHER NOTABLE COMEBACKS

19 points
Nov. 19, 1948

Youngstown State 33, Baldwin-Wallace 33

The Penguins trailed 26-7 at halftime before a change in uniform brought a change in luck. YSU changed from red to white uniforms at halftime and rallied to force a 33-33 tie at Rayen Stadium. Conzy Lucci scored the tying touchdown and conversion late in the fourth quarter.

15 points
Oct. 7, 1972

Youngstown State 37, Northern Michigan 36

YSU earned its best fourth-quarter comeback in school history rallying from 15 points down to win 37-36. With 6:36 left, Ron Jaworski threw a 13-yard touchdown pass to John Toy, and then Jaworski ran in the two-point conversion. With 1:27 remaining, Dave Garden pulled YSU within one and Jaworski threw for the two-point conversion to Toy.

14 points
Nov. 13, 1999

Youngstown State 28, Villanova 21

YSU trailed 21-7 at halftime before scoring 21-unanswered second-half points for the win. Jeff Ryan threw touchdown passes to Elliott Giles and Renauld Ray in the third quarter while Adrian Brown scored on a 19-yard run. Villanova moved the ball to the Penguins' two-yard line before fumbling in the last minute.

14 points
Nov. 4, 2000

Youngstown State 42, Hofstra 35 (2 OT)

At Stambaugh Stadium, YSU trailed 28-14 in the fourth only to rally and force overtime following a Jeff Ryan to Eugene Mintze touchdown pass with 15 seconds remaining. After each team scored in the first overtime, Ryan threw a 25-yard touchdown pass to Brandon Pedraza on the first play of the second OT. On the final play of the game, linebacker Tim Johnson intercepted a Rocky Butler pass.

14 points
Oct. 21, 1972
Youngstown State 22,
Akron 21

YSU trailed 21-7 at the start of the fourth quarter before two one-yard touchdown runs by Dave Garden brought the Penguins within 21-20 with 15 seconds left. Ron Jaworski threw a pass to John Toy for the two-point conversion giving Youngstown a 22-21 victory.

14 points
Nov. 8, 2008

Youngstown State 35, Indiana State 21

The Penguins trailing 21-7 in the second quarter before tying the game in the final minute of the first half. In the second half, Brandon Summers threw touchdown passes to Donald Jones and Dominique Barnes while the defense held the Sycamores scoreless.

Best Comebacks

Largest Deficits Overcome to Win or Tie

21 points
Sept. 25, 1999

Youngstown State 28, Western Illinois 24

At Stambaugh Stadium, YSU rallied from a 21-0 second-quarter deficit before tying the game up in the third. The Penguins took a 28-24 lead on a seven-yard run by quarterback Jeff Ryan but had to hold the Leathernecks on four tries inside the five-yard line in the final minute, including twice from the one, to preserve the come-from-behind win.

21 points
Dec. 6, 1997


Youngstown State 37, Villanova 34

The Guins trailed 21-0 in the second quarter before closing within a touchdown at halftime on an Adrian Brown run and a block-punt return for a touchdown by Willis Marshall. Villanova led 28-14 before the Penguins scored 23 consecutive points to pull ahead 37-28 on a Jake Andreadis run in the fourth. Villanova added a late score to get close.

21 points
Nov. 11, 1972

Youngstown State 28, Central Michigan 28


The Penguins trailed 28-7 at halftime, but Ron Jaworski threw three second-half touchdown passes – a 65-yarder to Willie Packman and a 67- and 18-yarder to Bob Ferranti. The 67-yard touchdown to Ferranti came on the third play of the fourth quarter. CMU missed two field goals and was stopped four times on the YSU one-yard line while a fake field-goal pass attempt by Fred Bruderly highlighted a wild fourth.



QB Jeff Ryan engineered the comeback win over WIU in 1999.



RETIRED JERSEYS



**#79 | Jim Zdelar | Offensive Tackle
Youngstown, Ohio • 1987-88**



**#58 | Jermaine Hopkins | Linebacker/Defensive End
Miami, Fla. • 1992-95**

A local product of Rayen High School, Jim Zdelar attended Pittsburgh at the start of his college career. He transferred to YSU and played for the Penguins during the 1987 and 1988 campaigns.

He played a key role in 1987 as the Guins advanced to the FCS playoffs for the first time in school history.

Following his senior campaign in , Zdelar was a first-team Associated Press and Football Gazette All-American.

He was drafted in the seventh round by the Miami Dolphins.



**#47 | Jack Green | Wide Receiver
Youngstown, Ohio • 1938**

In his four-year playing career from 1992-95, Jermaine Hopkins recorded 144 total tackles, 88 solo stops, 22 sacks for 157 yards in losses, 16 pass breakups and six fumbles caused. His 22 career sacks are a school record.

He was a member of the 1993 and 1994 Division I-AA National Championship teams and was part of the 1992 team that reached the title game.

As a senior, he was a team captain and finished with 49 total tackles, including 33 solos. He had 12 tackles for losses, two forced fumbles, two pass breakups and three sacks. He along with fellow inductee Leon Jones, were named Walter Camp All-Americans following the season. Hopkins was also a third-team All-America selection by The Associated Press and the Sports Network.